



US00D512820S

(12) **United States Design Patent** (10) **Patent No.:** **US D512,820 S**
Le (45) **Date of Patent:** **** Dec. 20, 2005**

(54) **FOOTWEAR SOLE**
(75) **Inventor:** **Tuan Nguyen Le**, Portland, OR (US)

D487,616 S * 3/2004 Rogers et al. D2/956
D500,914 S * 1/2005 Ammon D2/953
D502,594 S * 3/2005 Belley et al. D2/951

(73) **Assignee:** **Wolverine World Wide, Inc.**,
Rockford, MI (US)

OTHER PUBLICATIONS

Merrell Spring 2004 Catalog, pp. 13, 30, 43, 46.

(**) **Term:** **14 Years**

* cited by examiner

(21) **Appl. No.:** **29/206,488**

Primary Examiner—Celia A. Murphy

(22) **Filed:** **Jun. 1, 2004**

(74) *Attorney, Agent, or Firm*—Warner Norcross & Judd

(51) **LOC (6) Cl.** **02-04**

(57) **CLAIM**

(52) **U.S. Cl.** **D2/956; D2/947; D2/954**

The ornamental design for footwear sole, as shown and described.

(58) **Field of Search** D2/902, 946–949,
D2/951–960; 36/3 B, 22 R, 24.5, 25 R,
28, 32 R, 34 R, 67 A, 59 C

DESCRIPTION

(56) **References Cited**

FIG. 1 is a perspective view of a footwear sole embodying my new design;

U.S. PATENT DOCUMENTS

FIG. 2 is a bottom view thereof;

D192,957 S	*	6/1962	Messinger	D2/952
D275,148 S	*	8/1984	Bergmans	D2/956
D366,754 S	*	2/1996	Valverde	D2/954
D383,594 S	*	9/1997	Elliott	D2/954
D387,890 S	*	12/1997	Faulconer et al.	D2/953
D404,544 S	*	1/1999	Tzenos et al.	D2/909
D404,898 S	*	2/1999	Hudson	D2/953
D440,385 S	*	4/2001	Matis et al.	D2/953
D440,746 S	*	4/2001	Matis	D2/956
D458,011 S	*	6/2002	Yang	D2/954
D474,585 S	*	5/2003	Cooper	D2/954
D474,877 S	*	5/2003	Belley et al.	D2/953
D482,187 S	*	11/2003	McClaskie	D2/960

FIG. 3 is a right side view thereof;

FIG. 4 is a left side view thereof;

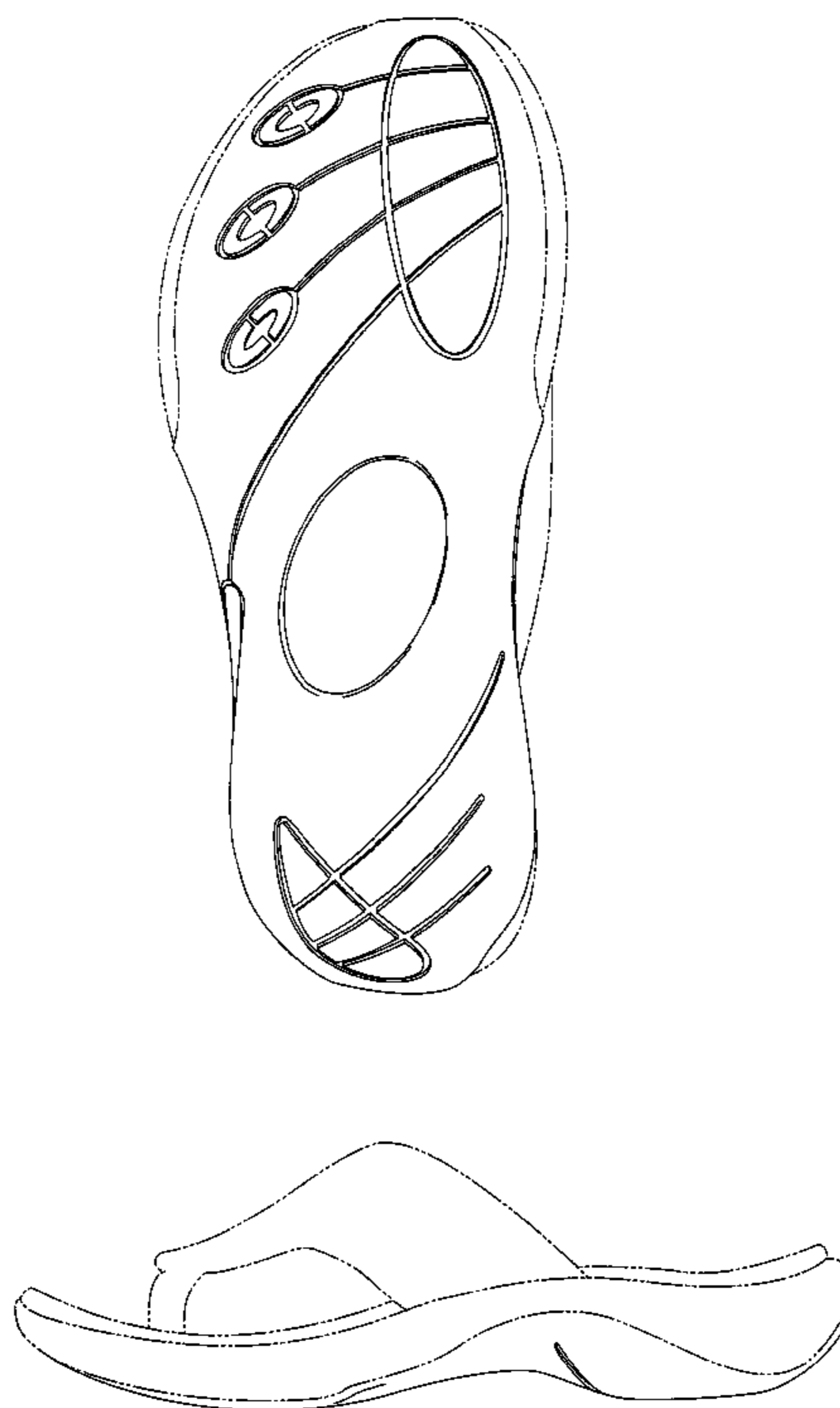
FIG. 5 is a front view thereof; and,

FIG. 6 is a rear view thereof.

FIGS. 1–6 show portions of an upper and a midsole in broken lines. The upper and midsole are shown for environmental purposes and do not form any part of the claimed design.

The broken lines immediately adjacent to the solid line details throughout the views, represent the boundary of the design. The broken line forms no part of the claim.

1 Claim, 4 Drawing Sheets



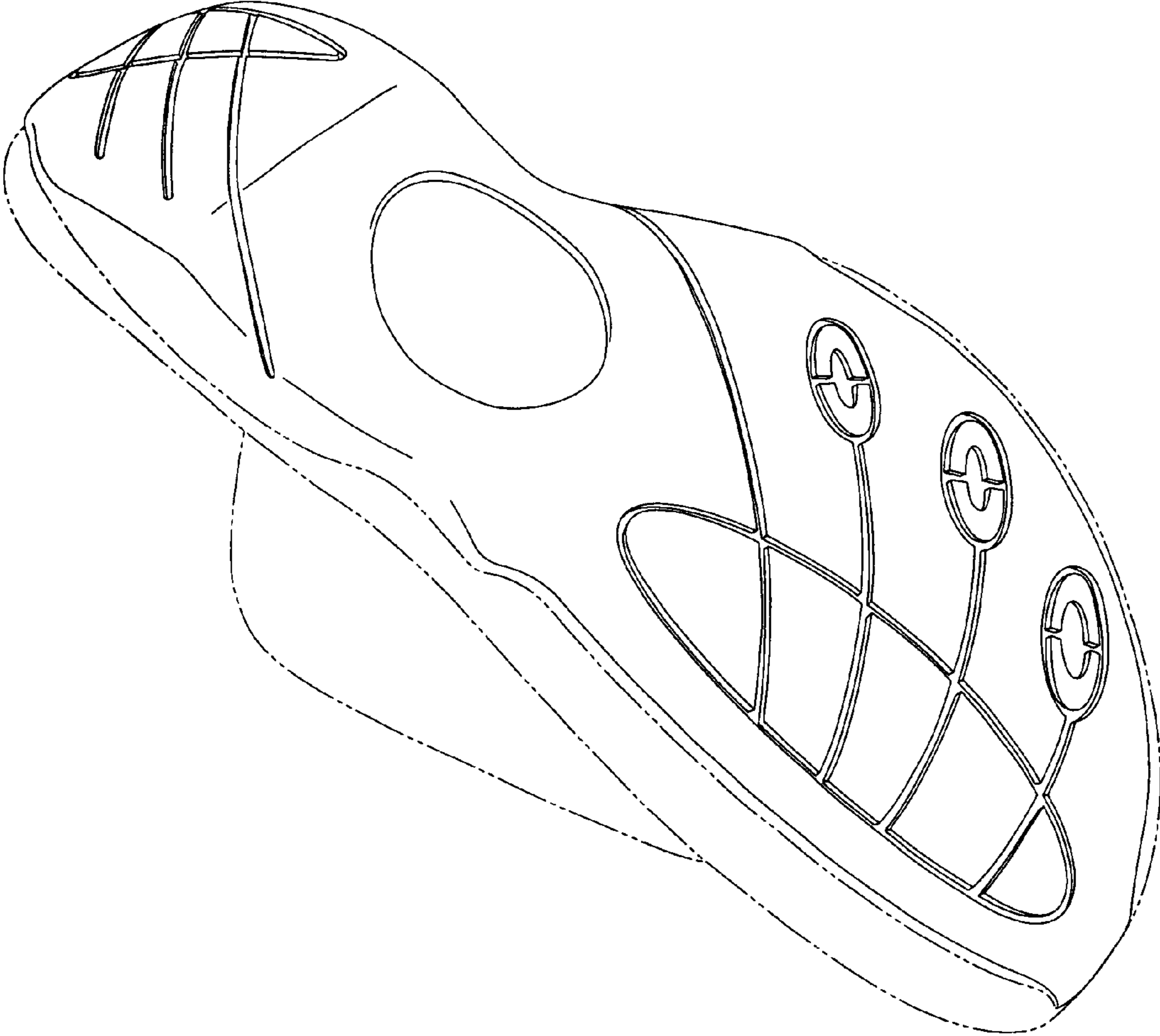


Fig. 1




Fig. 2




Fig. 3



Fig. 4




Fig. 5




Fig. 6