



US00D512818S

(12) **United States Design Patent**
Mitani et al.

(10) **Patent No.: US D512,818 S**
(45) **Date of Patent: ** Dec. 20, 2005**

(54) **PAIR OF SHOE OUTSOLES**
(75) Inventors: **Kenichi Mitani, Kobe (JP); Tomohiro Hayashi, Kobe (JP)**

D495,859 S * 9/2004 Kubo et al. D2/960
D495,860 S * 9/2004 Kubo et al. D2/960
D496,148 S * 9/2004 Kayano et al. D2/959
D497,705 S * 11/2004 Turner D2/954
D501,987 S * 2/2005 Kubo et al. D2/977

(73) Assignee: **ASICS Corp., Kobe (JP)**

* cited by examiner

(**) Term: **14 Years**

Primary Examiner—Celia A. Murphy

(21) Appl. No.: **29/217,286**

(74) *Attorney, Agent, or Firm*—Michael E. Zall

(22) Filed: **Nov. 15, 2004**

(57) **CLAIM**

(30) **Foreign Application Priority Data**

We claim the ornamental design for a pair of shoe outsoles, as shown and described.

May 27, 2004 (JP) 2004-015581

DESCRIPTION

(51) **LOC (6) Cl.** **02-04**

FIG. 1 is a perspective view of one odd of a pair of shoe outsoles, showing our new design. The 2nd odd, which is a mirror image of FIGS. 1–6, is not shown for convenience of illustration. And the broken lines showing a shoe upper represent the portion of the design that forms no part of the claim.

(52) **U.S. Cl.** **D2/953; 954/957; 954/959; 954/960; 954/977**

(58) **Field of Search** D2/902, 946–949, D2/951–957, 959, 960, 977; 36/3 B, 22 R, 24.5, 25 R, 32 R, 59 C

FIG. 2 is a bottom plan view of a pair of shoe outsoles of this invention;

(56) **References Cited**

U.S. PATENT DOCUMENTS

D297,585 S * 9/1988 Brown et al. D2/977
D334,653 S * 4/1993 Mitsui D2/957
D387,890 S * 12/1997 Faulconer et al. D2/953
D396,549 S * 8/1998 von Conta et al. D2/955
D401,396 S * 11/1998 Kayano D2/954
D403,144 S * 12/1998 Truelsen D2/953
D405,594 S * 2/1999 Toshikazu D2/956
D410,138 S * 5/1999 Turner et al. D2/959
D427,757 S * 7/2000 Ruth D2/957
D441,944 S * 5/2001 Rogers D2/956
D447,323 S * 9/2001 Cadet D2/953
D462,829 S * 9/2002 Rogers D2/959

FIG. 3 is a right side elevational view of a pair of shoe outsoles of this invention;

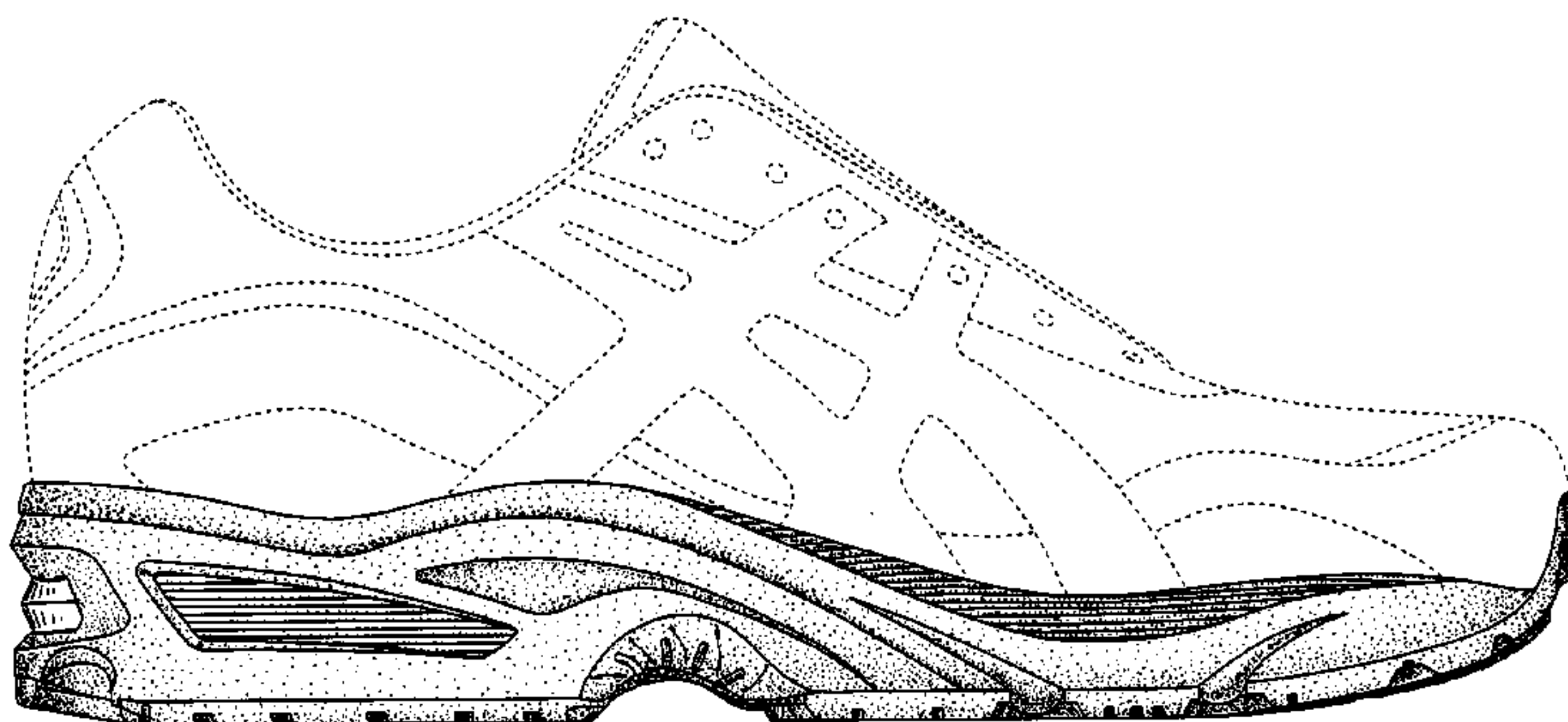
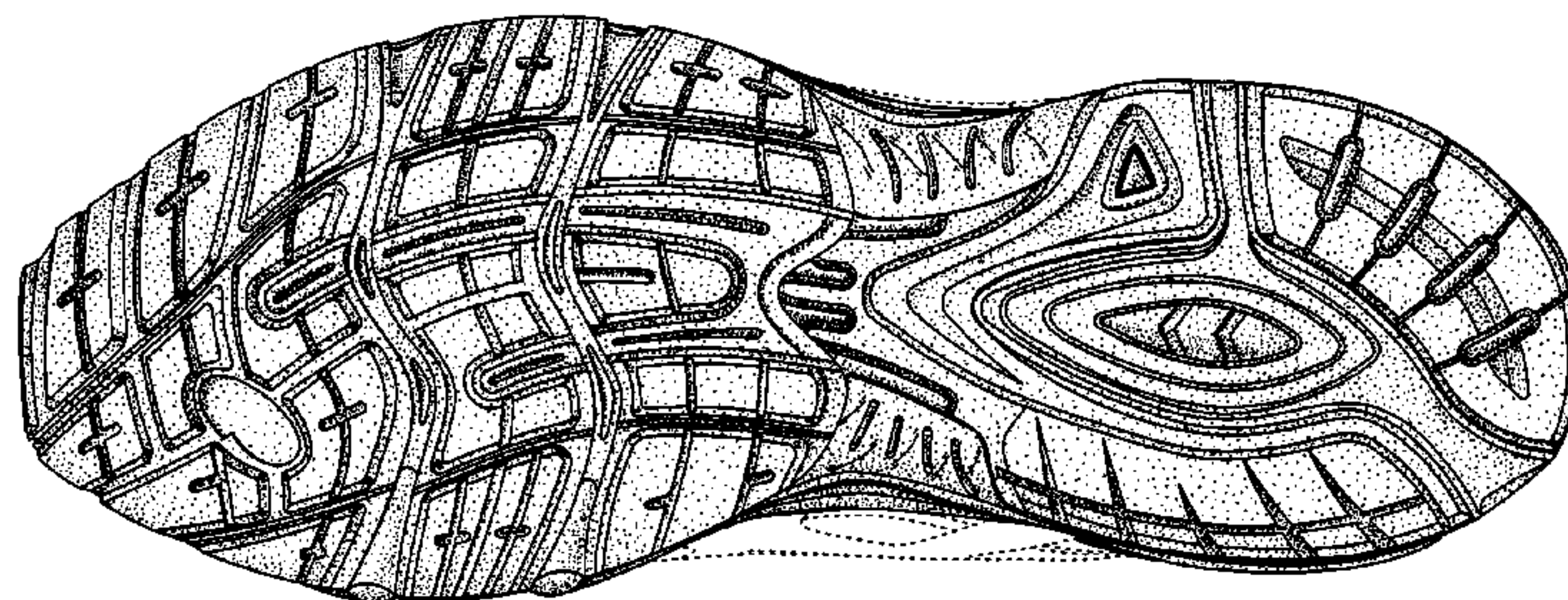
FIG. 4 is a left side elevational view of a pair of shoe outsoles of this invention;

FIG. 5 is a front elevational view of a pair of shoe outsoles of this invention; and,

FIG. 6 is a rear elevational view of a pair of shoe outsoles of this invention.

The Shoe Outsole and Midsole for the other foot is the mirror image of the embodiment shown.

1 Claim, 6 Drawing Sheets



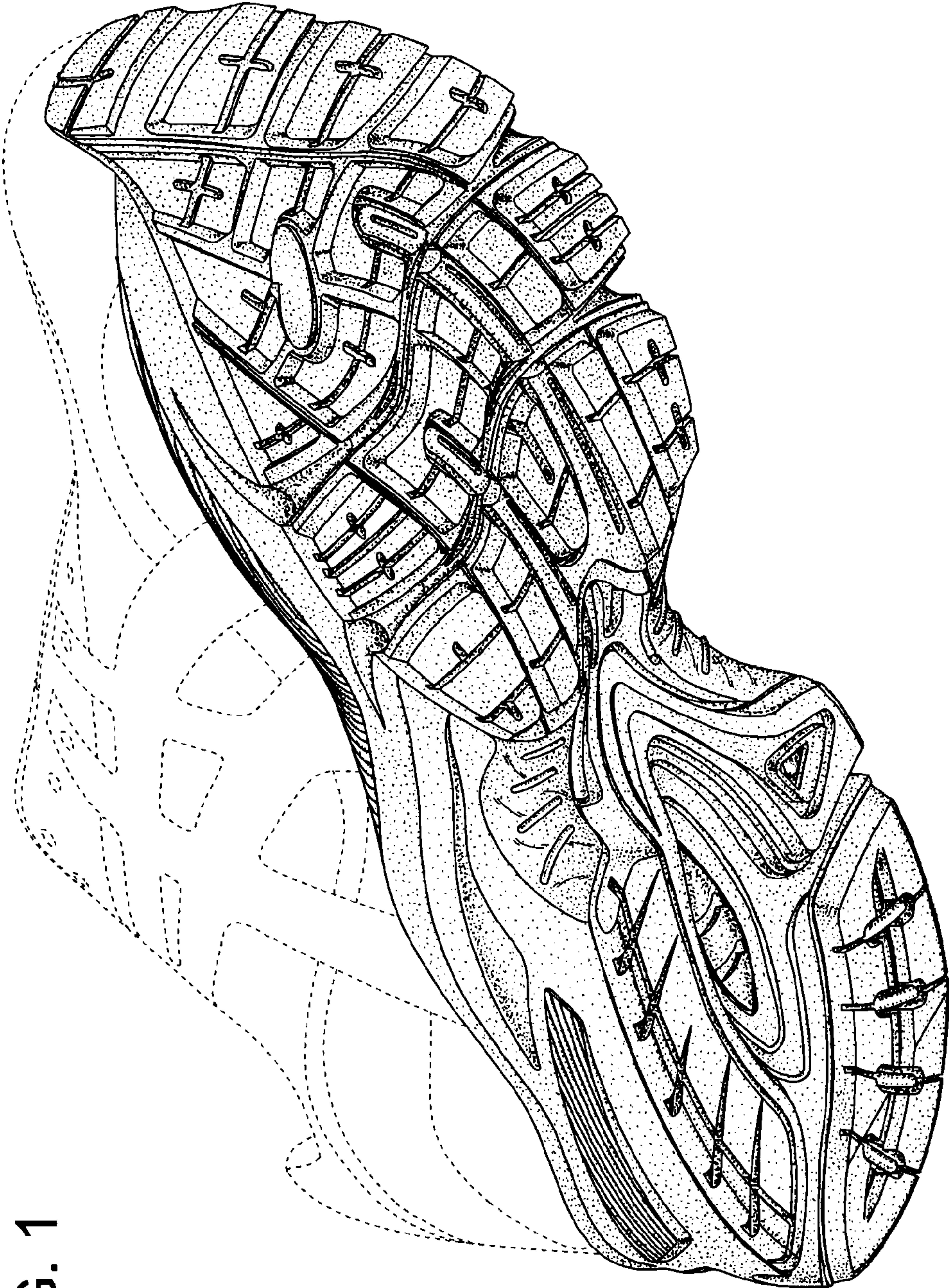


FIG. 1

FIG. 2

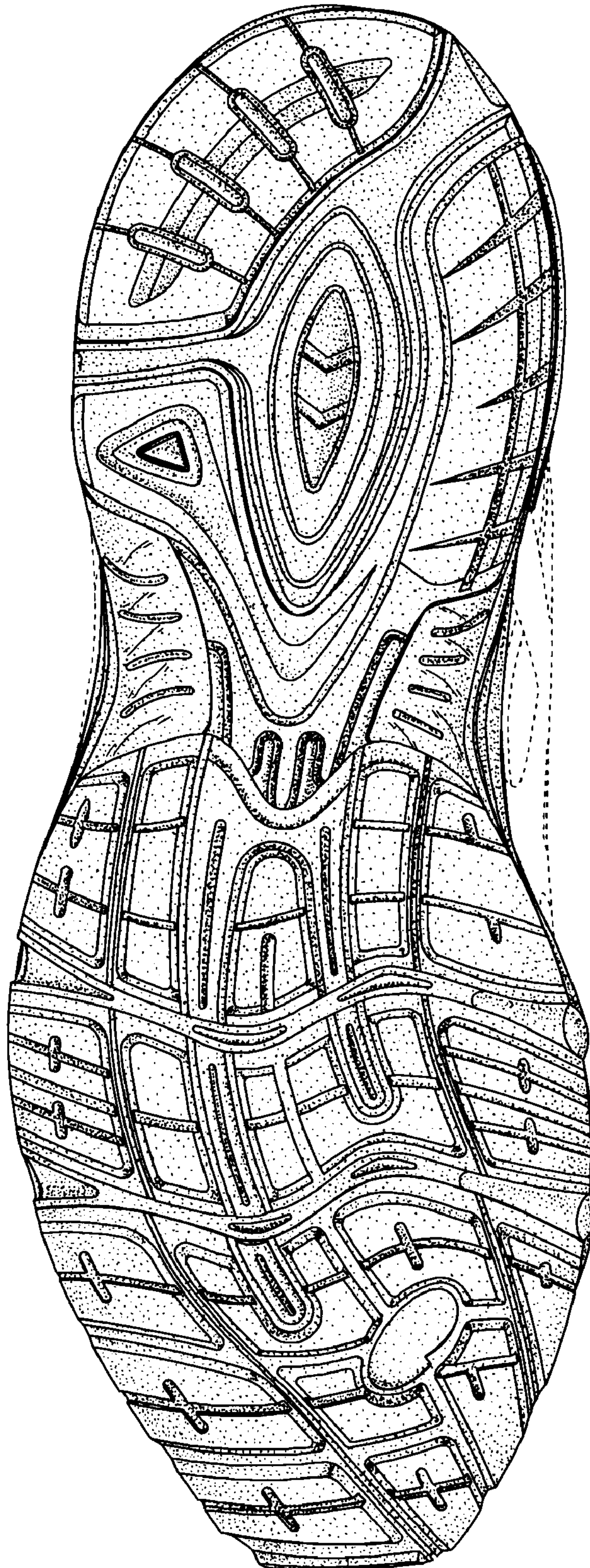


FIG. 3

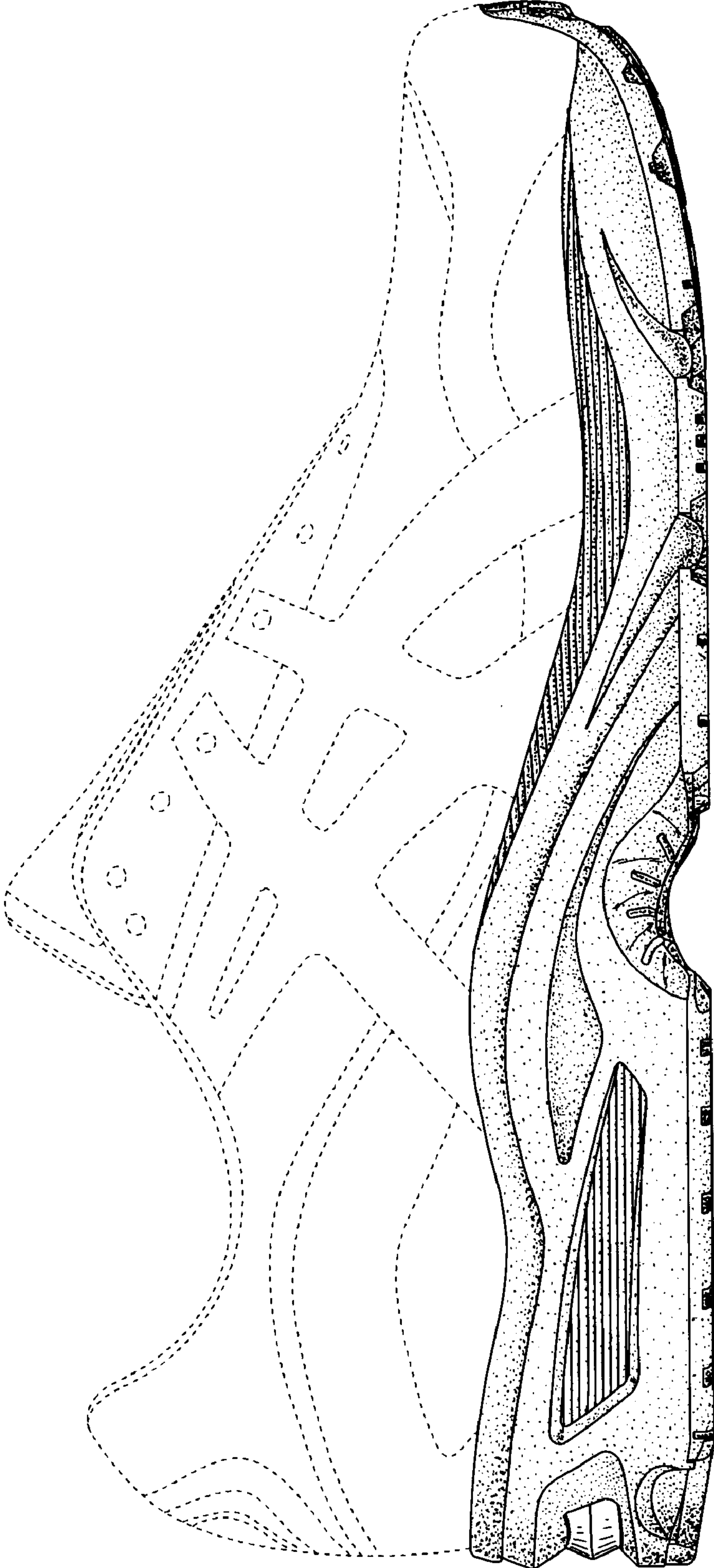


FIG. 4

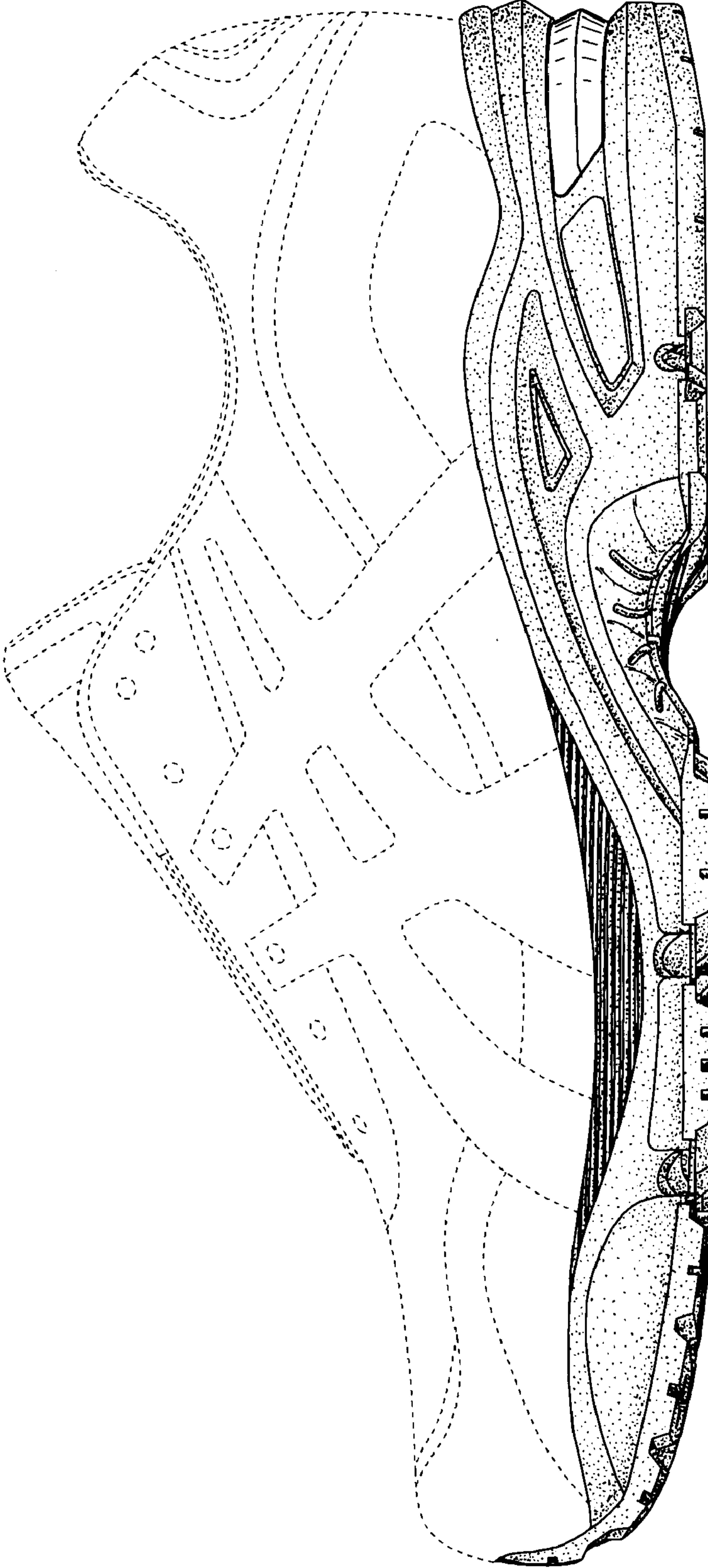


FIG. 5

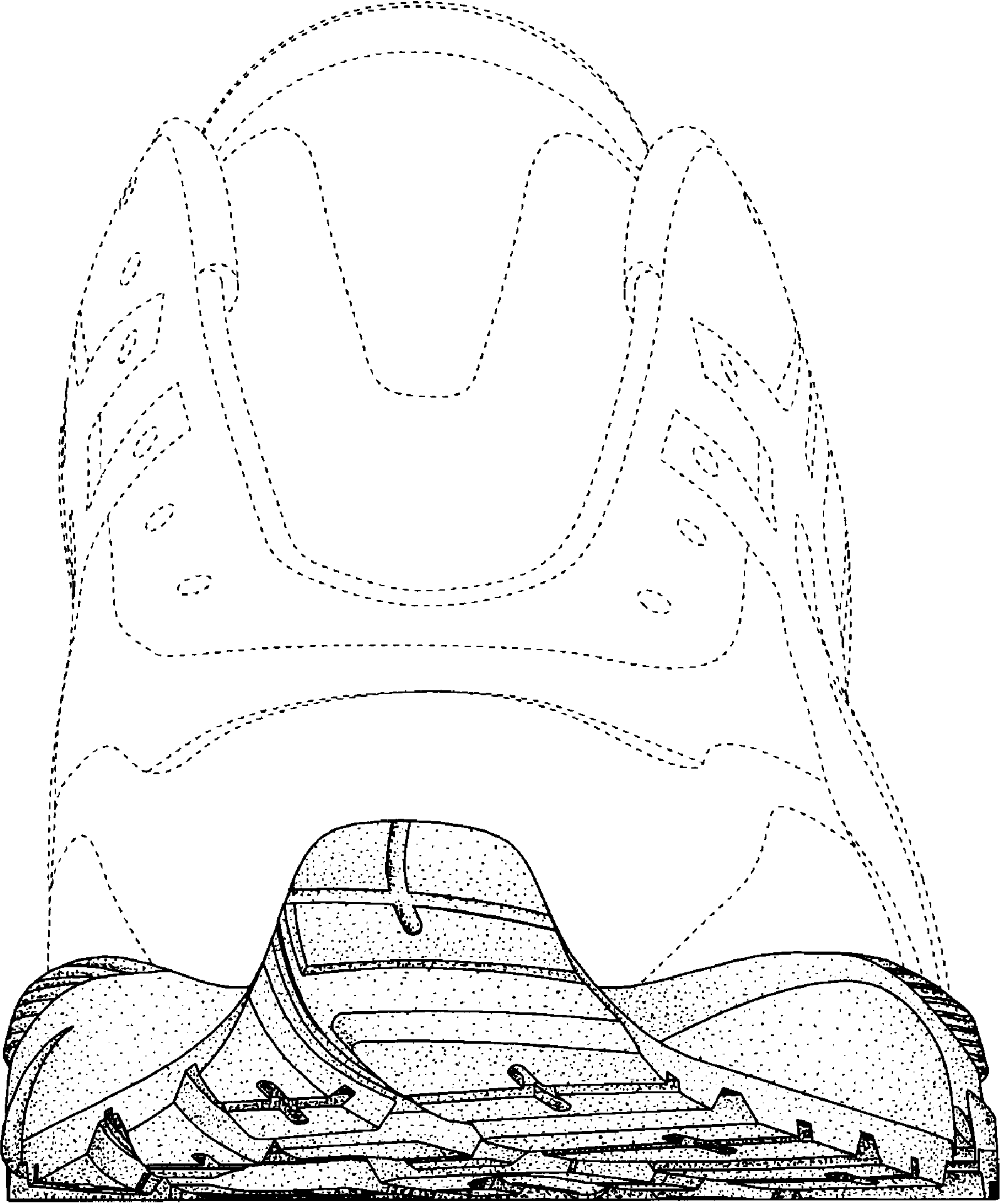


FIG. 6

