



US00D512817S

(12) **United States Design Patent**  
**Ammon**

(10) **Patent No.:** **US D512,817 S**

(45) **Date of Patent:** **\*\* Dec. 20, 2005**

(54) **SHOE SOLE**

(75) **Inventor:** **Stephen D. Ammon**, Merrimac, MA  
(US)

(73) **Assignee:** **The Rockport Company, LLC**,  
Canton, MA (US)

(\*\*) **Term:** **14 Years**

(21) **Appl. No.:** **29/160,173**

(22) **Filed:** **May 7, 2002**

(51) **LOC (6) Cl.** ..... **02-04**

(52) **U.S. Cl.** ..... **D2/953; D2/957**

(58) **Field of Search** ..... D2/902, 946-949,  
D2/951-960; 36/3 B, 22 R, 24.5, 25 R,  
28, 32 R, 34 R, 67 A, 59 C

(56) **References Cited**

**U.S. PATENT DOCUMENTS**

D52,217 S	*	7/1918	Haynew	.....	D2/951
3,063,171 A	*	11/1962	Hollander	.....	36/59 R
3,581,414 A	*	6/1971	Crawford	.....	36/59 R
D334,276 S	*	3/1993	Feller et al.	.....	D2/946
D351,715 S		10/1994	Tonkel		
D399,342 S		10/1998	Carlson		
D403,143 S	*	12/1998	Gillespie	.....	D2/952
D405,597 S		2/1999	Carlson		
D411,911 S		7/1999	Carlson		
D418,662 S	*	1/2000	Bergmans	.....	D2/926
D420,497 S	*	2/2000	Panella	.....	D2/957
D446,634 S	*	8/2001	Santa	.....	D2/953
D459,064 S	*	6/2002	McClaskie	.....	D2/957

D460,853 S	*	7/2002	Sakai	.....	D2/953
D476,143 S	*	6/2003	McDowell	.....	D2/960
D477,905 S	*	8/2003	Adams et al.	.....	D2/957
D485,423 S	*	1/2004	Truelsen	.....	D2/953
D487,184 S	*	3/2004	Issler	.....	D2/953
D500,913 S	*	1/2005	Mangee	.....	D2/952

**OTHER PUBLICATIONS**

Tred-Lite II Spike Alternatives Shoe Sole, Rockport Golf 1997-1998, p. 10.

ML520 Leadville Racer 3 Shoe Sole, Rockport Spring 1999 Collection, pp. 24 and 25.

\* cited by examiner

*Primary Examiner*—Celia A. Murphy

(74) *Attorney, Agent, or Firm*—Sterne, Kessler, Goldstein & Fox P.L.L.C.

(57) **CLAIM**

The ornamental design for a shoe sole, as shown and described.

**DESCRIPTION**

FIG. 1 is a bottom plan view of a shoe sole showing my new design;

FIG. 2 is a left side elevational view thereof;

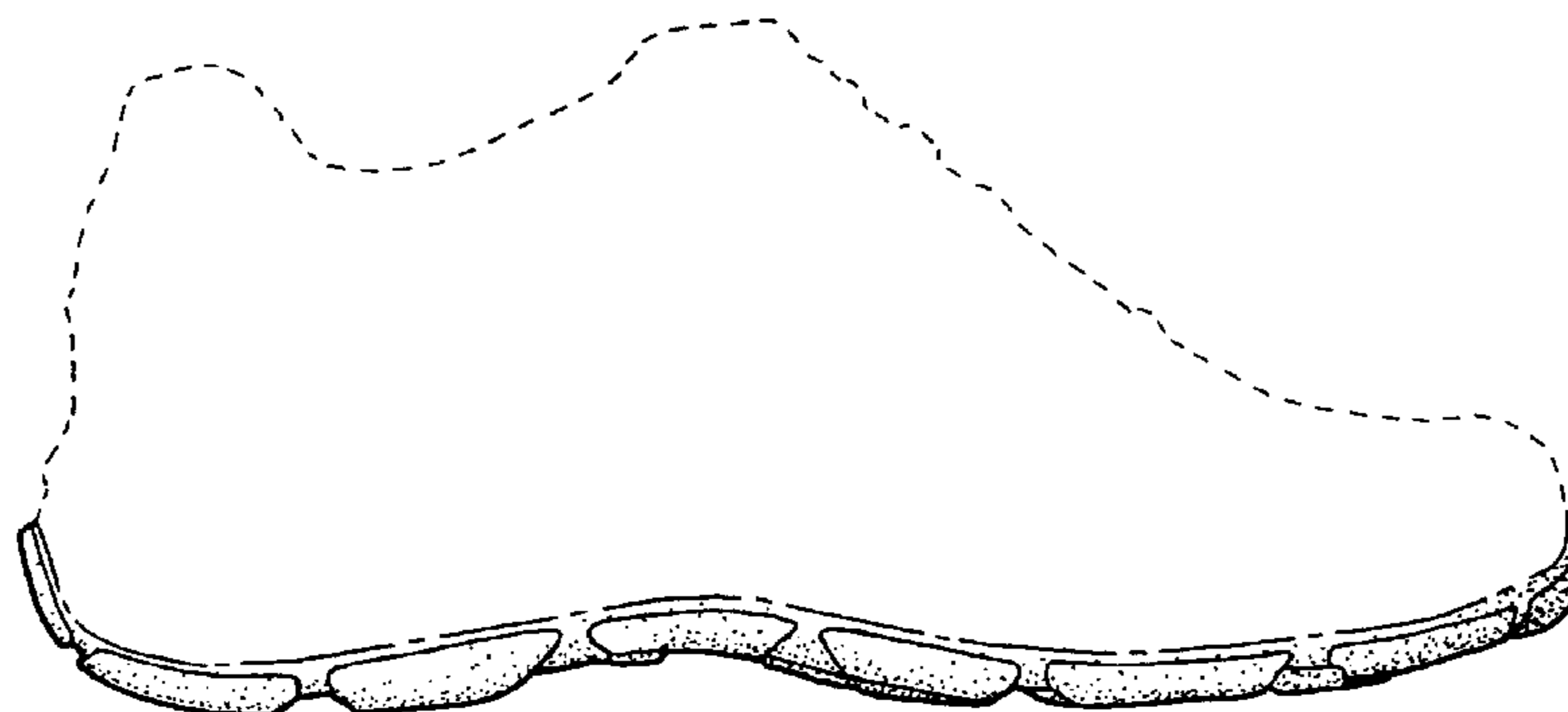
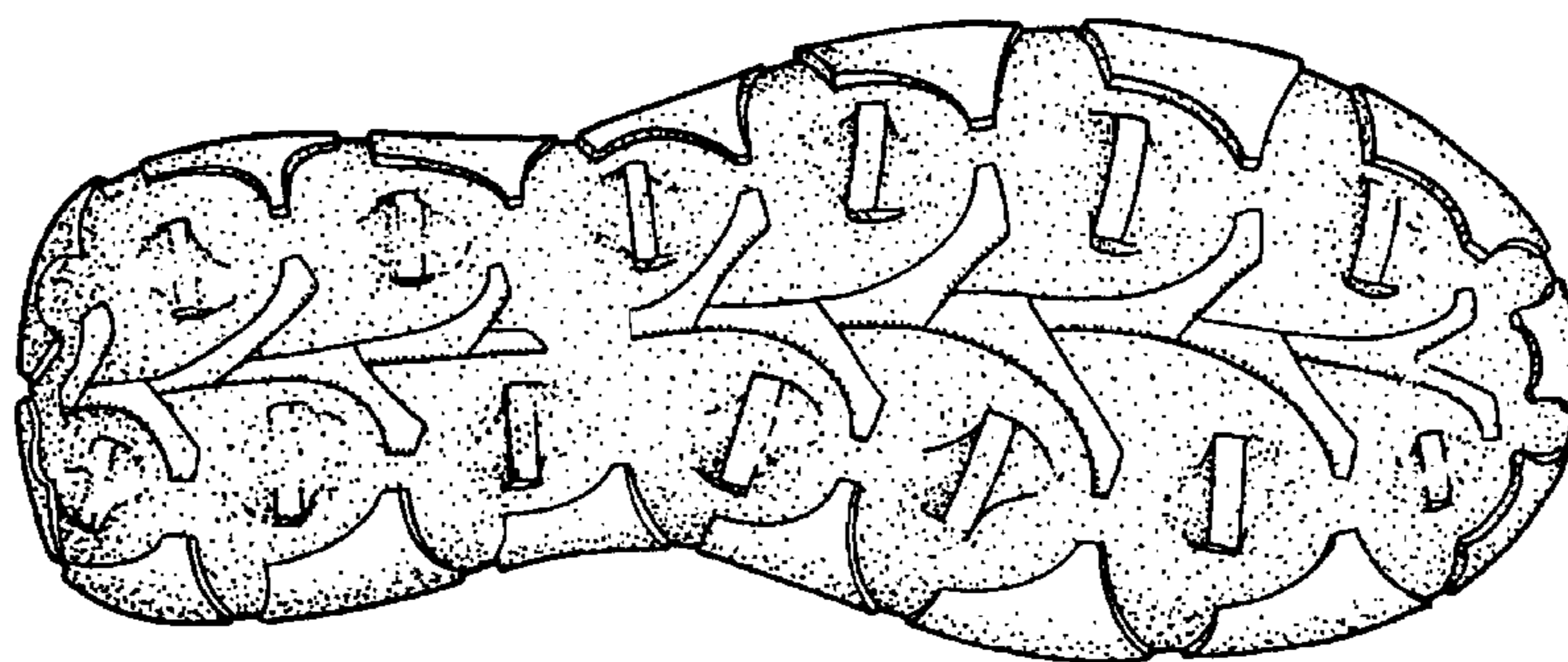
FIG. 3 is a right side elevational view thereof;

FIG. 4 is a front elevational view thereof; and,

FIG. 5 is a rear elevational view thereof.

The broken line showing of a shoe upper in the Figures is environmental only and forms no part of the design claimed.

**1 Claim, 4 Drawing Sheets**



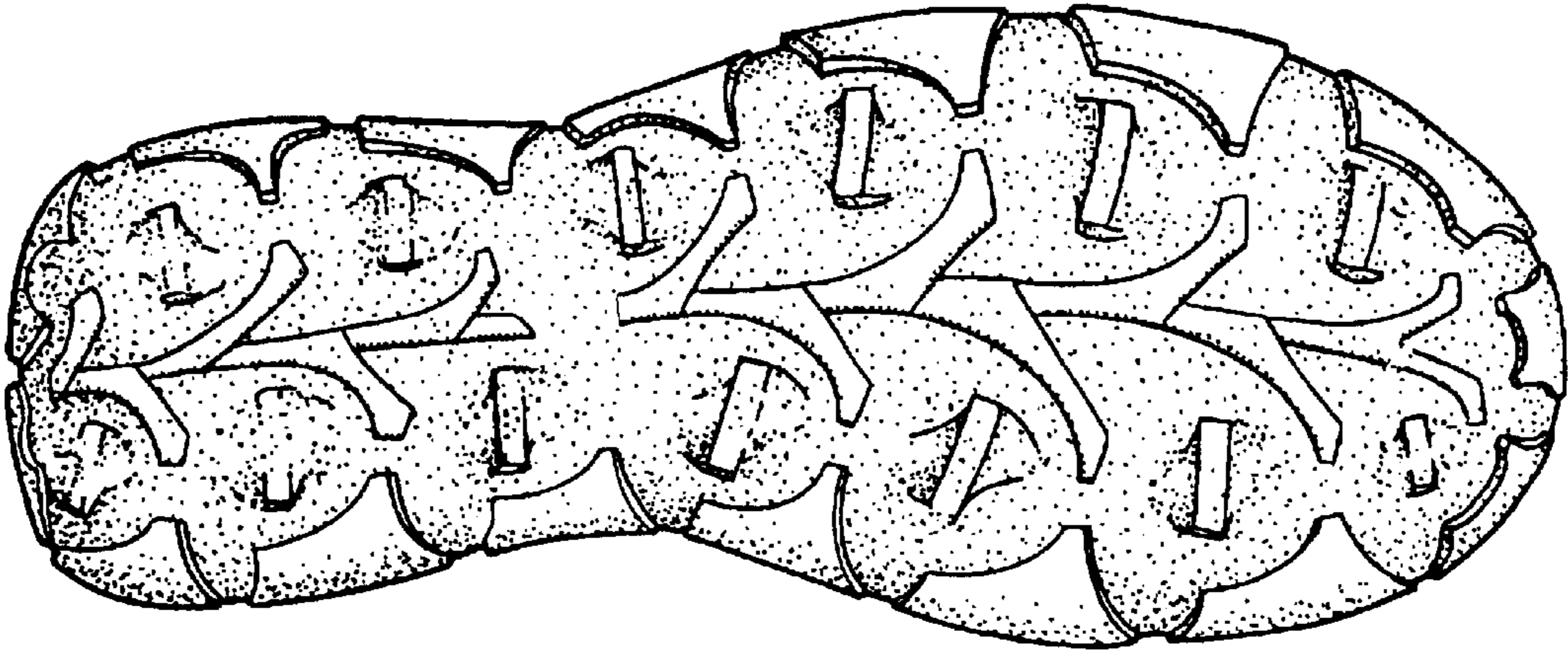


FIG. 1

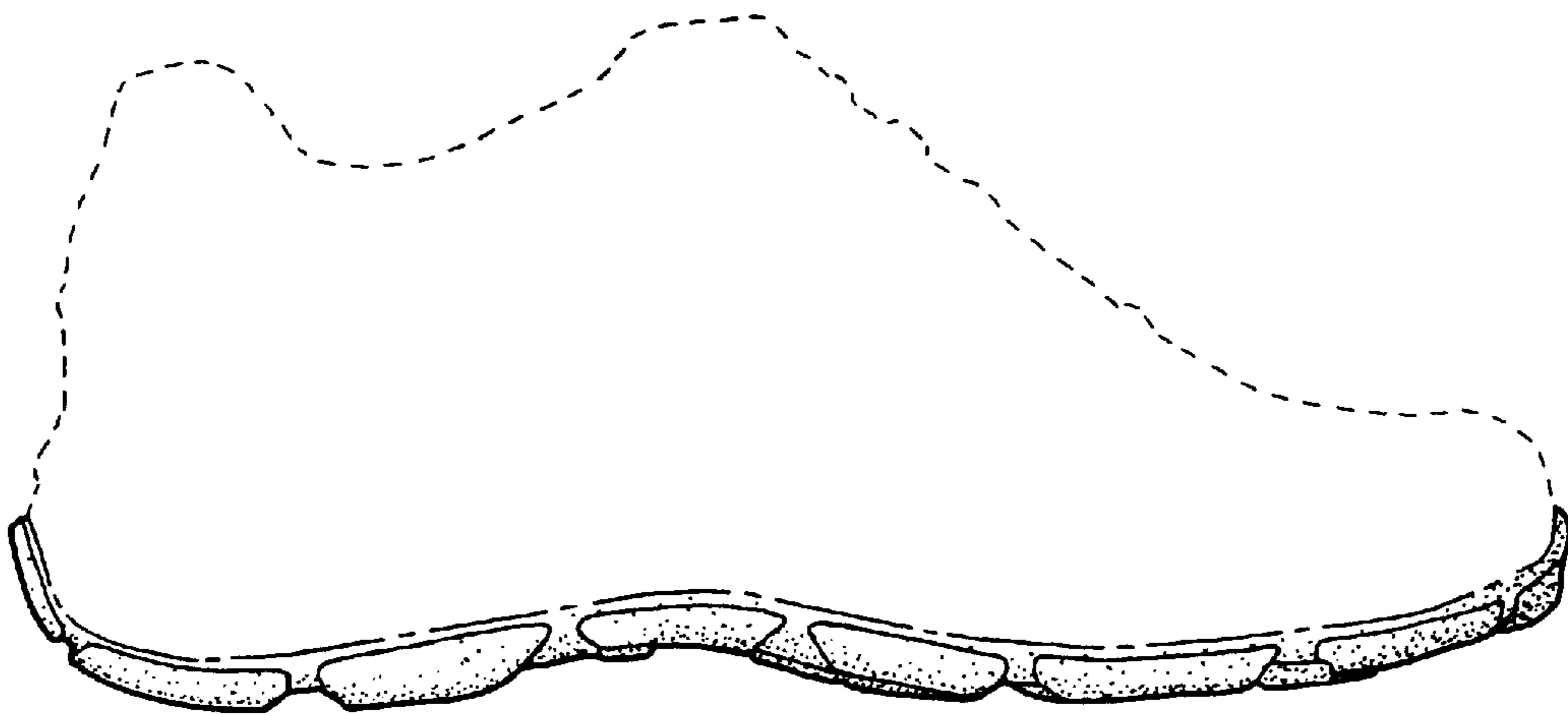


FIG. 2

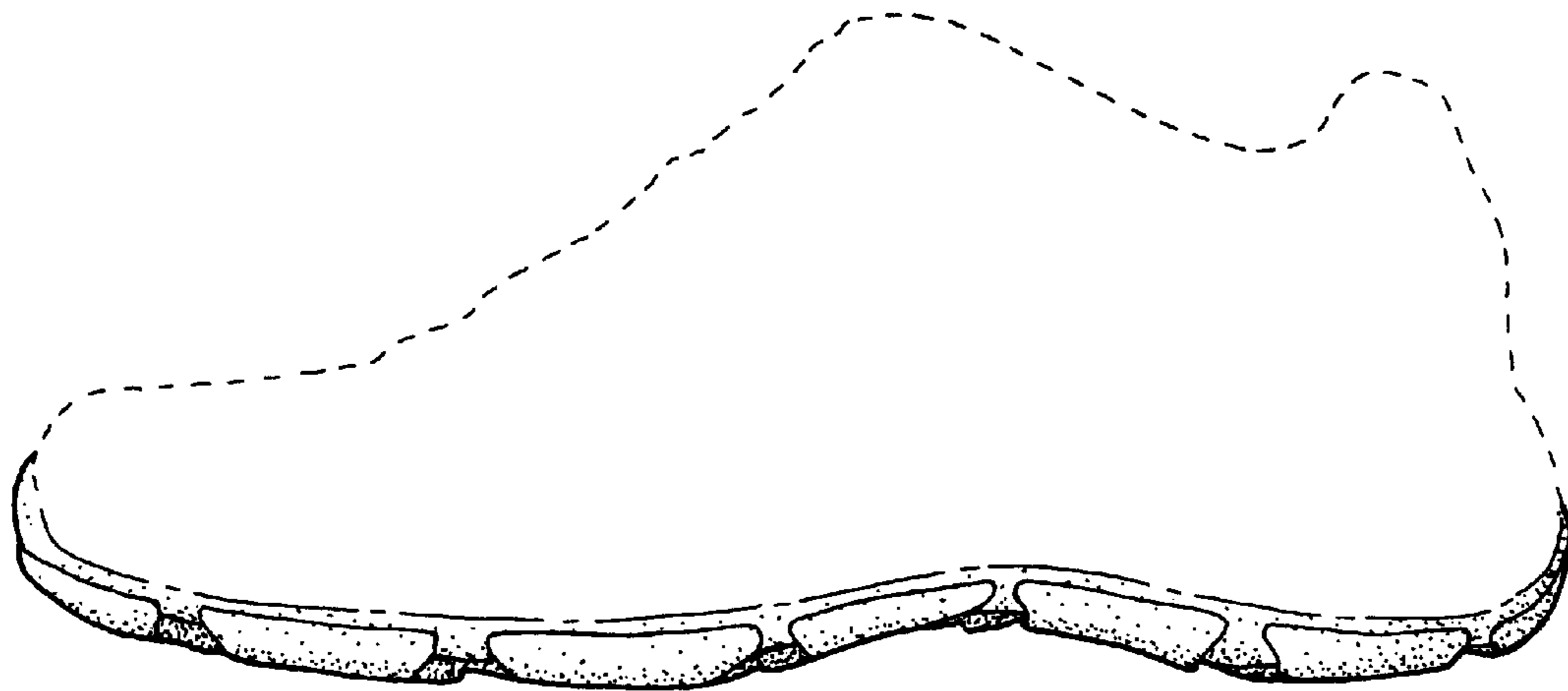


FIG. 3

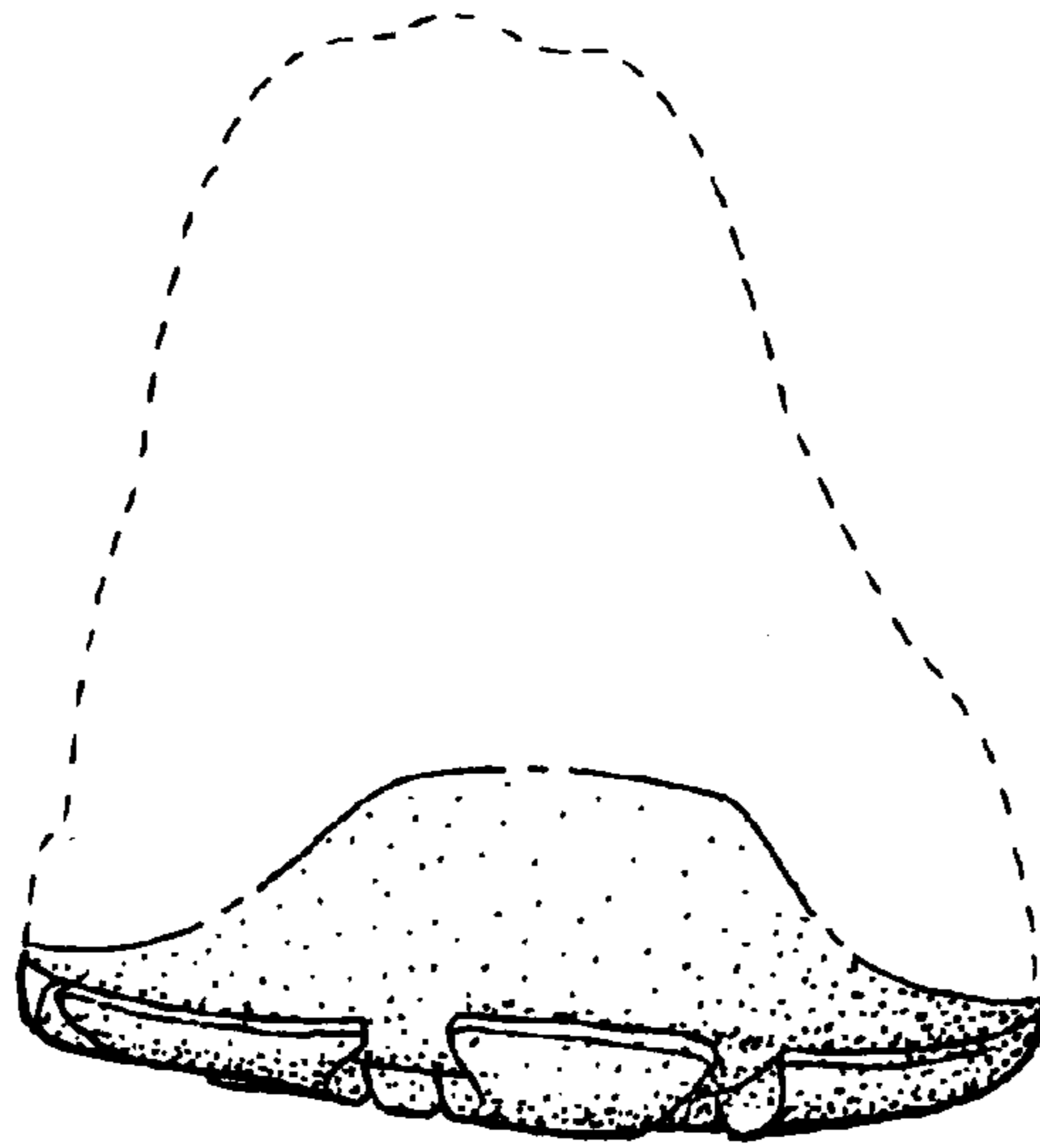


FIG. 4

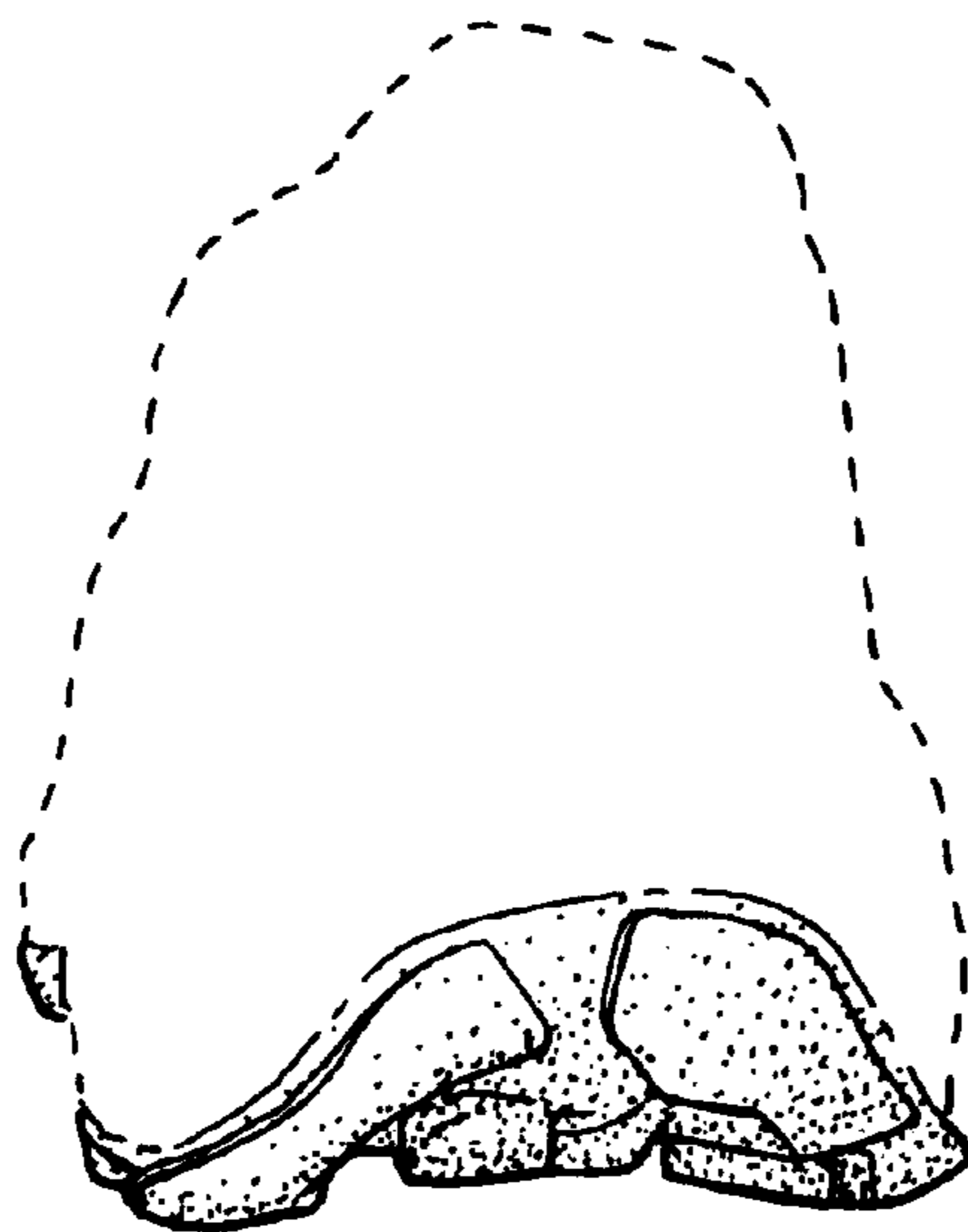


FIG. 5