



US00D512811S

(12) **United States Design Patent**
Luciano et al.

(10) **Patent No.: US D512,811 S**

(45) **Date of Patent: ** Dec. 20, 2005**

(54) **PAIR OF RALLY PADS**

(76) Inventors: **Hector V. Luciano**, 743 Dauphin Rd.,
Vineland, NJ (US) 08361; **Richard**
Gruff, 25 Belleplain Rd., Leesburg, NJ
(US) 08327

(**) Term: **14 Years**

(21) Appl. No.: **29/221,703**

(22) Filed: **Jan. 17, 2005**

Related U.S. Application Data

(62) Division of application No. 29/194,229, filed on Nov. 20,
2003, now Pat. No. Des. 500,909.

(51) **LOC (6) Cl.** **02-06**

(52) **U.S. Cl.** **D2/615; D20/29**

(58) **Field of Search** D2/610, 613-615,
D2/622-623, 999; D29/113, 118, 119, 122;
2/16, 20, 158-159, 116.1, 910, 917; D21/314,
318, 698, 328; D20/23, 29, 11; D28/63

(56) **References Cited**

U.S. PATENT DOCUMENTS

D262,723 S * 1/1982 Dweck D21/328

D322,633 S * 12/1991 Sweeting et al. D2/615
6,108,817 A * 8/2000 Kostelac 2/159
D449,653 S * 10/2001 Curry D20/11
D483,916 S * 12/2003 Crosswaite D28/63

* cited by examiner

Primary Examiner—Robert A. Delehanty
(74) *Attorney, Agent, or Firm*—Stuart M. Goldstein

(57) **CLAIM**

The ornamental design for a pair of rally pads, as shown and
described.

DESCRIPTION

FIG. 1 is a perspective view of one of the pair of rally pads
showing my new design separately for clarity of illustration,
it being understood the second of the pair is identical;


FIG. 2 is a top view of the rally pad shown in FIG. 1.

FIG. 3 is a bottom view of the rally pad shown in FIG. 1.

FIG. 4 is a side view of the rally pad shown in FIG. 1; and,

FIG. 5 is another side view of the rally pad, turned 90
degrees from the view which is shown in FIG. 4.

1 Claim, 1 Drawing Sheet



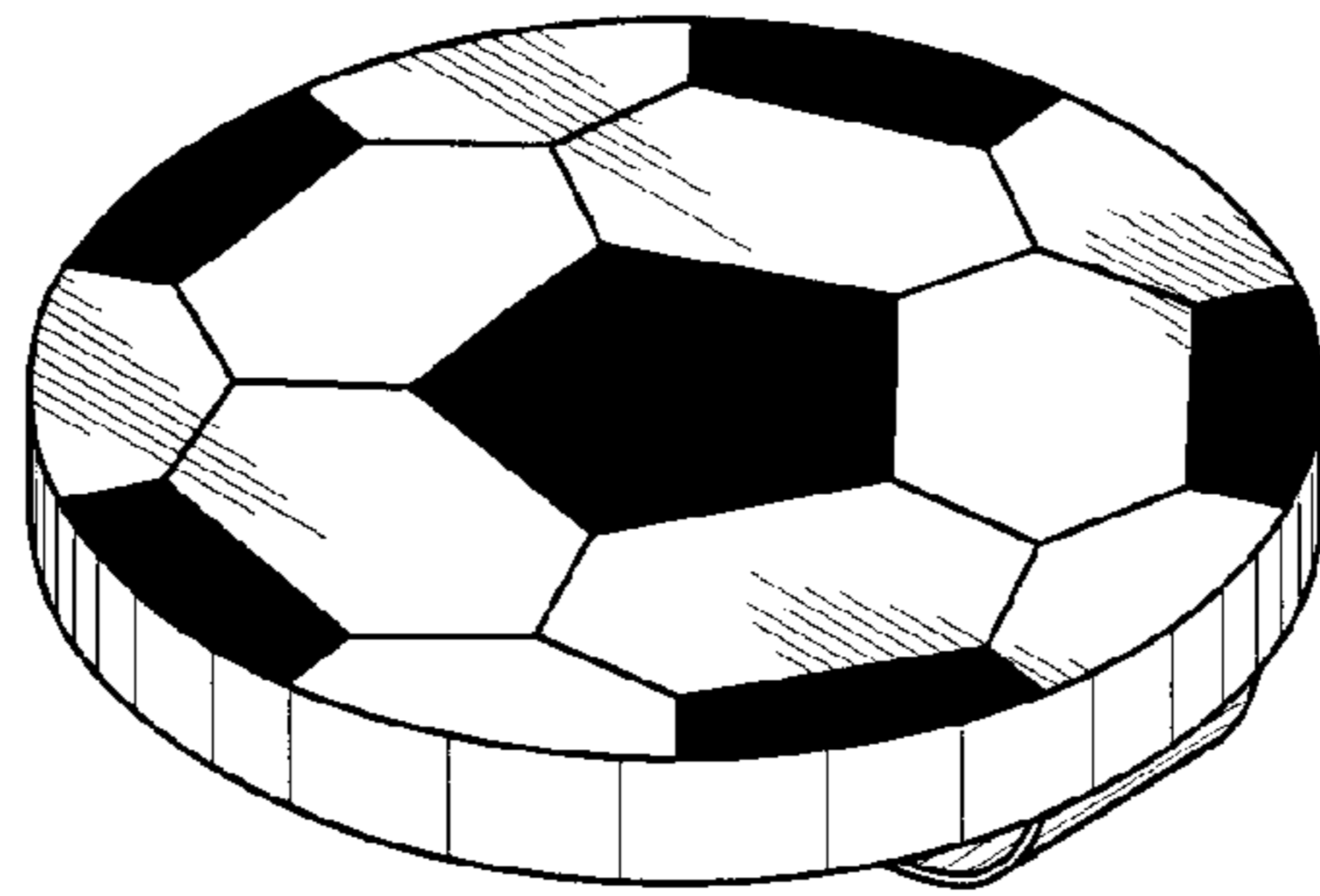


FIG. 1



FIG. 2

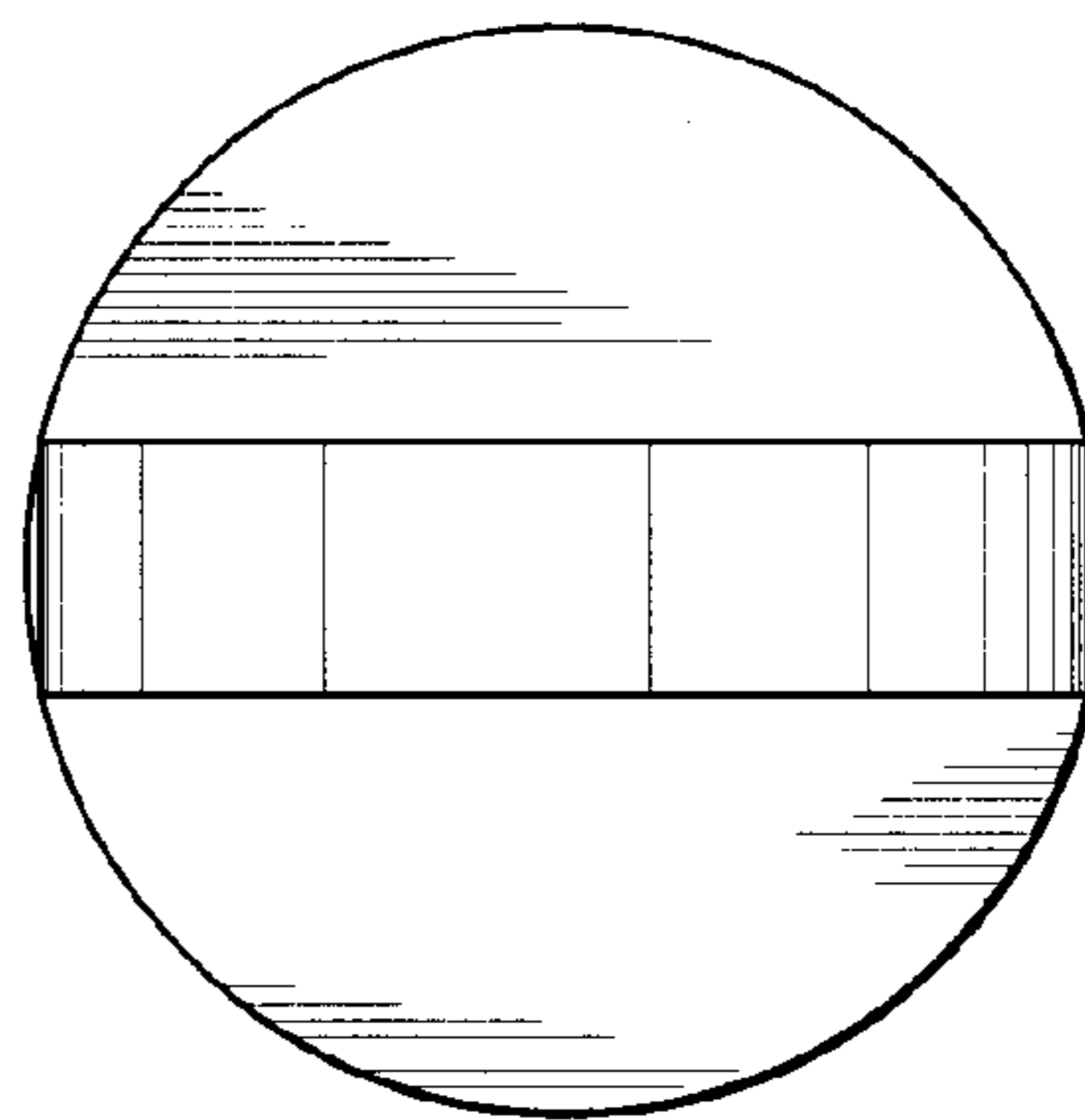


FIG. 3

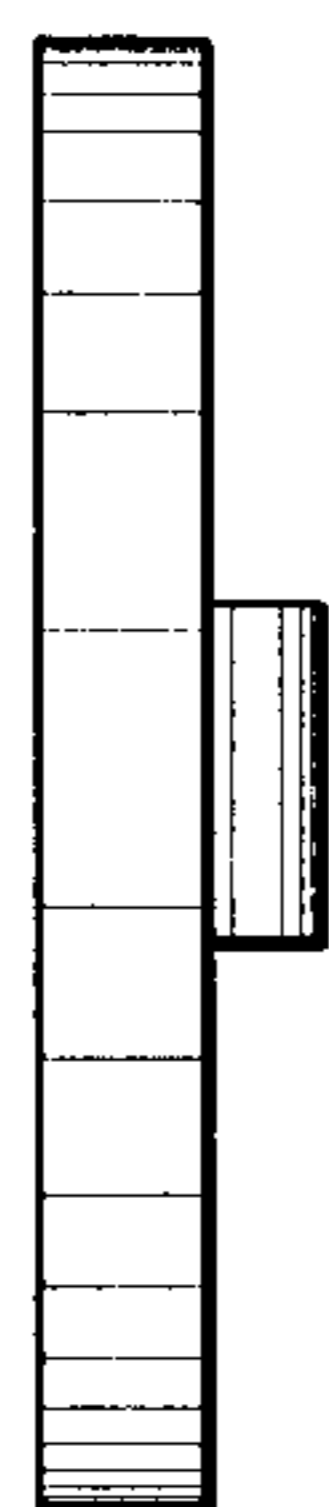


FIG. 4

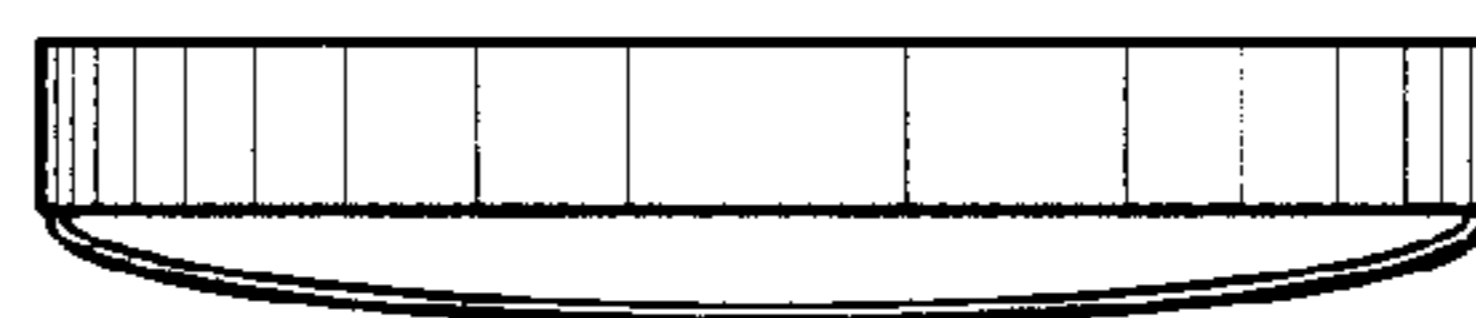


FIG. 5