



US00D512783S

(12) **United States Design Patent** (10) **Patent No.:** **US D512,783 S**
Badillo (45) **Date of Patent:** **** Dec. 13, 2005**

(54) **VEHICLE LADDER**
(75) Inventor: **Paul Badillo**, Littleton, CO (US)
(73) Assignee: **Intelligent Designs 2000 Corp.**,
Commerce City, CO (US)
(**) Term: **14 Years**
(21) Appl. No.: **29/183,072**
(22) Filed: **Jun. 4, 2003**

Primary Examiner—Doris Clark
(74) *Attorney, Agent, or Firm—Sheridan Ross P.C.*

(57) **CLAIM**

The ornamental design for a vehicle ladder, as shown and described.

DESCRIPTION

FIG. 1 is a front perspective view of a vehicle ladder;
FIG. 2 is a front elevation view of the invention illustrated in FIG. 1;
FIG. 3 is a rear elevation view of the invention illustrated in FIG. 1;
FIG. 4 is a left elevation view of the invention illustrated in FIG. 1;
FIG. 5 is a top plan view of the invention illustrated in FIG. 1;
FIG. 6 is a bottom plan view of the invention illustrated in FIG. 1; and,
FIG. 7 is a perspective view of the invention illustrated in FIG. 1, shown interconnected to a sports utility vehicle, the broken lines showing environment for illustrative purposes only and forming no part of the claimed design.

Related U.S. Application Data

(63) Continuation of application No. 29/177,928, filed on Mar. 17, 2003.
(51) **LOC (6) Cl.** **25-04**
(52) **U.S. Cl.** **D25/64**
(58) **Field of Search** D25/64; 182/64.1,
182/127, 65.1


(56) **References Cited**

U.S. PATENT DOCUMENTS

6,116,378 A * 9/2000 Barrow 182/127
D442,289 S * 5/2001 Ziaylek et al. D25/64

* cited by examiner

1 Claim, 3 Drawing Sheets






Fig. 1




Fig. 2




Fig. 3

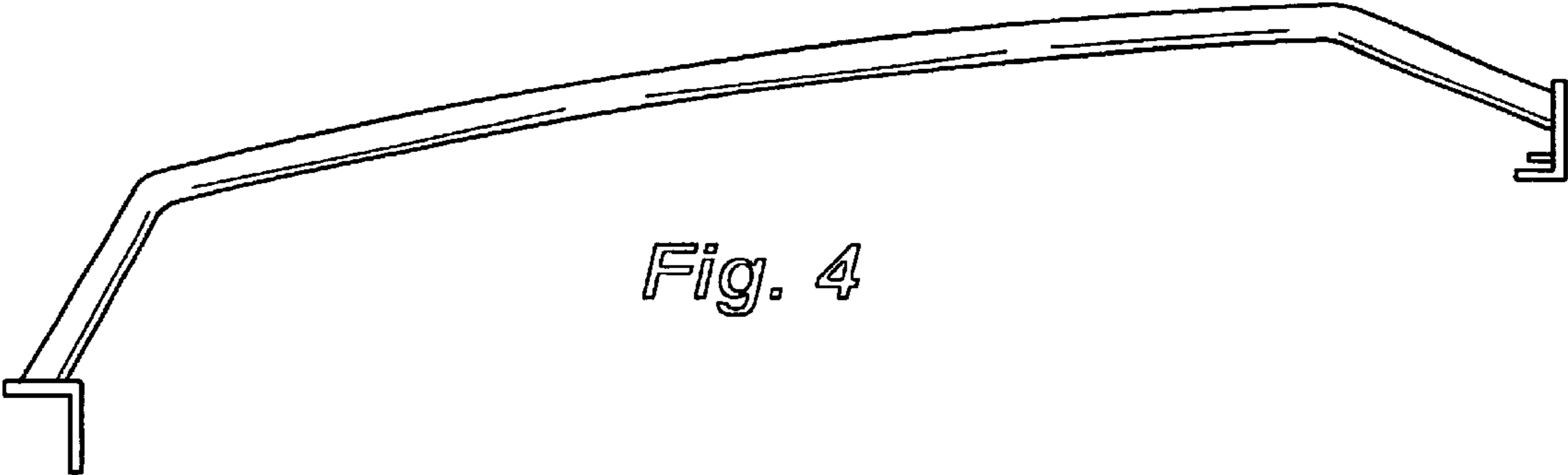


Fig. 4




Fig. 5

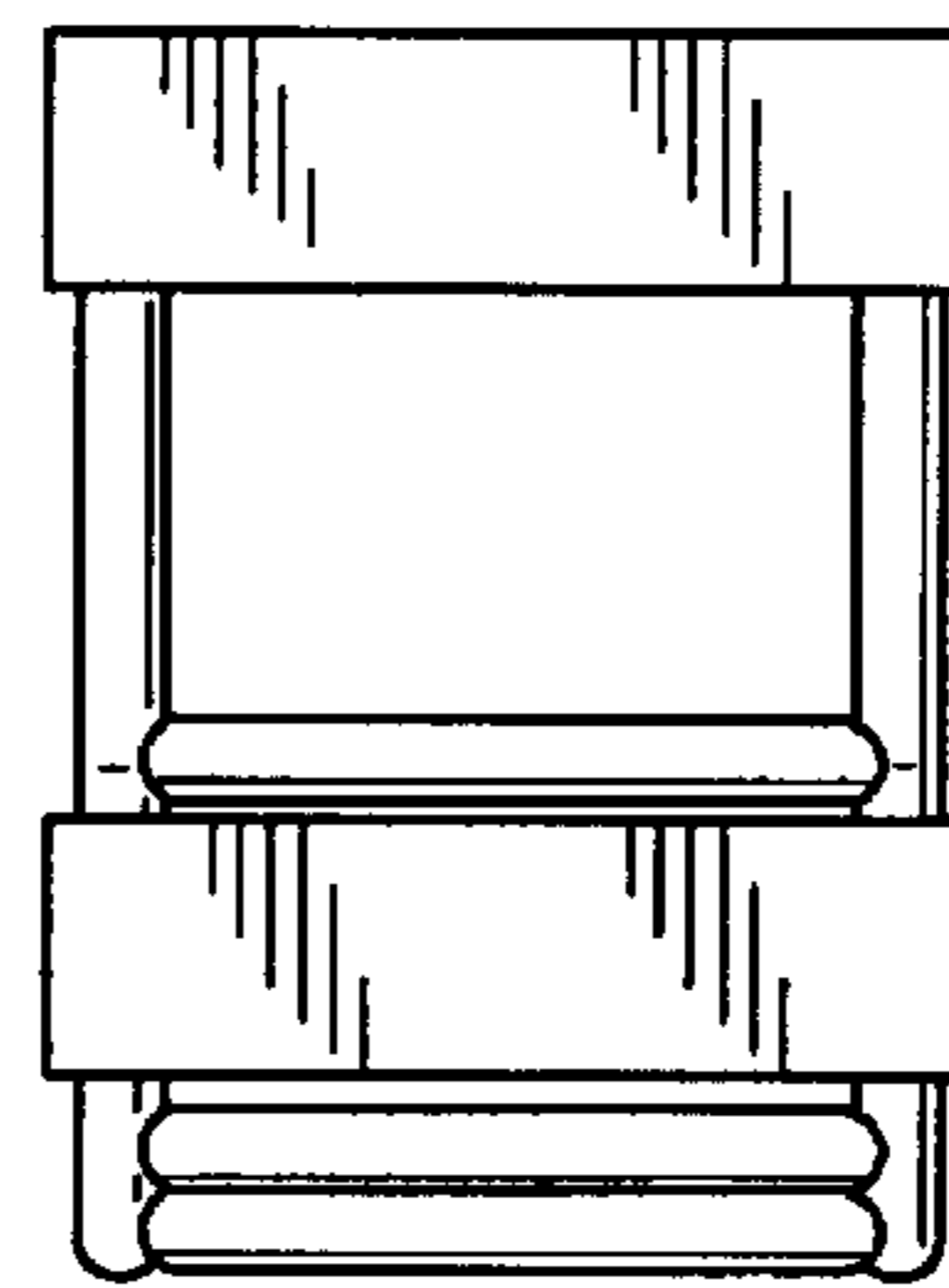


Fig. 6

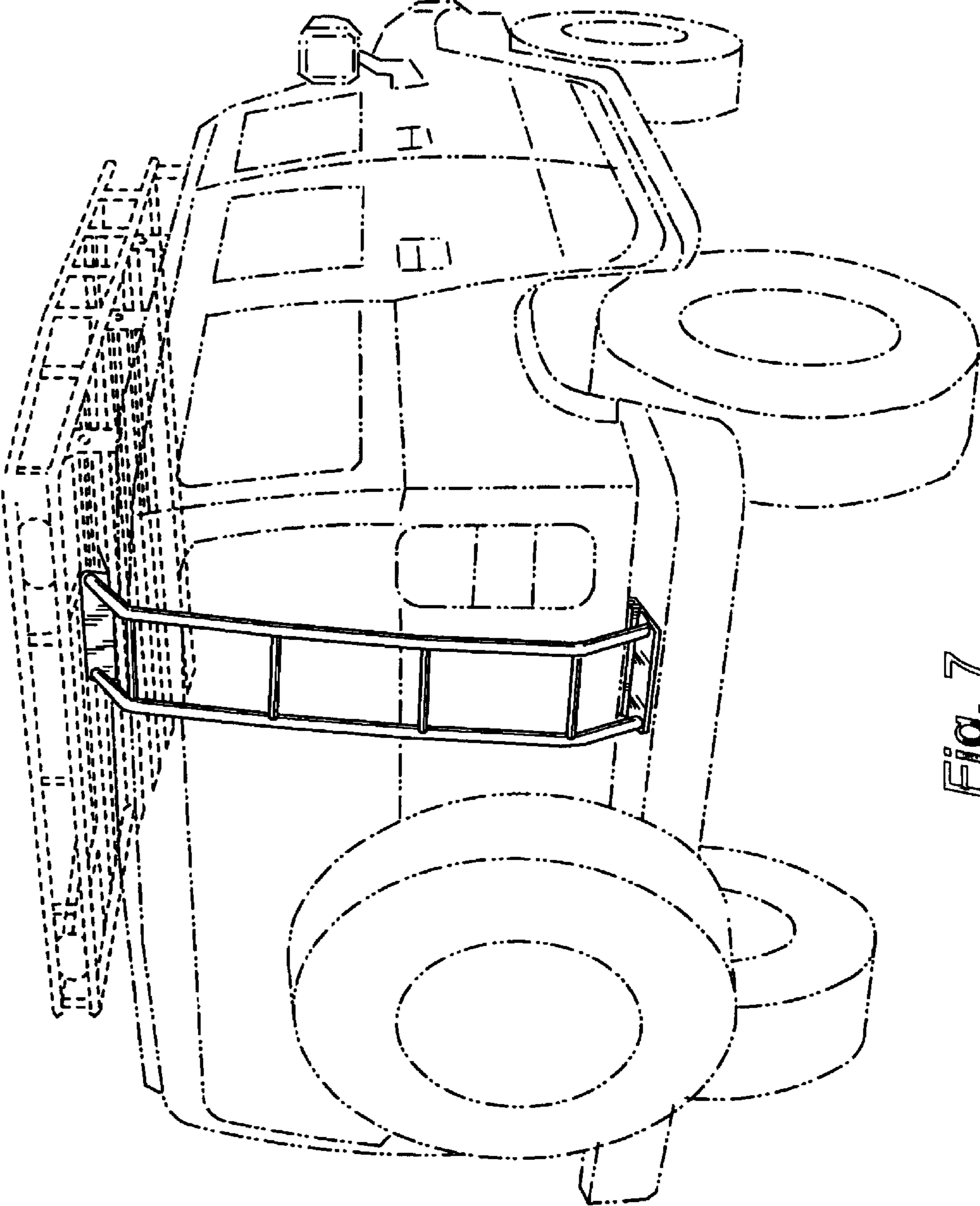


Fig. 7