



US00D512781S

(12) **United States Design Patent**  
**Chung**

(10) **Patent No.:** **US D512,781 S**

(45) **Date of Patent:** **\*\* Dec. 13, 2005**

(54) **BALUSTER DECORATION**

5,342,021 A \* 8/1994 Watson ..... 256/1

(76) Inventor: **Min-Ju Chung**, 3F, No. 21, Lane 83,  
Rong-Hsing St., Tou-Chia Tsun,  
Tan-Tzu Hsiang, Taichung Hsien (TW)

\* cited by examiner

*Primary Examiner*—Doris Clark  
(74) *Attorney, Agent, or Firm*—Morgan Lewis & Bockius  
LLP

(\*\*) Term: **14 Years**

(57) **CLAIM**

(21) Appl. No.: **29/219,002**

The ornamental design for baluster decoration, as shown and described.

(22) Filed: **Dec. 13, 2004**

(51) **LOC (6) Cl.** ..... **25-02**

**DESCRIPTION**

(52) **U.S. Cl.** ..... **D25/38**

FIG. 1 is a perspective view of baluster decoration showing my new design;

(58) **Field of Search** ..... D25/138, 38; 52/300;  
256/1


FIG. 2 is a front elevational view thereof;  
FIG. 3 is a rear elevational view thereof;  
FIG. 4 is a left side elevational view thereof;  
FIG. 5 is a right side elevational view thereof;  
FIG. 6 is a top plan view thereof; and,  
FIG. 7 is a bottom plan view thereof.

(56) **References Cited**

**U.S. PATENT DOCUMENTS**

- D224,095 S \* 7/1972 Larson ..... D25/132
- D237,207 S \* 10/1975 Larson ..... D25/132
- 4,022,435 A \* 5/1977 Glass ..... 256/1

**1 Claim, 7 Drawing Sheets**






FIG. 1




FIG. 2




FIG. 3




FIG. 4




FIG. 5




FIG. 6




FIG. 7