



US00D512780S

(12) **United States Design Patent** (10) **Patent No.:** **US D512,780 S**  
**Loyd** (45) **Date of Patent:** **\*\* Dec. 13, 2005**

- (54) **SPA SHELL**
- (76) **Inventor:** **Casey Loyd**, 1462 E. 9th St., Pomona, CA (US) 91765
- (\*\*) **Term:** **14 Years**
- (21) **Appl. No.:** **29/211,943**
- (22) **Filed:** **Aug. 23, 2004**
- (51) **LOC (6) Cl.** ..... **24-04**
- (52) **U.S. Cl.** ..... **D24/204; D24/201; D23/277**
- (58) **Field of Search** ..... **D24/201, 204, D24/205; D23/277; 4/541.1-541.6, 547, 578.1, 579; 601/154-158**

(56) **References Cited**

**U.S. PATENT DOCUMENTS**

D294,863 S	*	3/1988	Kingsley	.....	D24/204
D301,374 S	*	5/1989	D’Innocente	.....	D24/204
4,860,392 A	*	8/1989	Gardenier et al.	.....	4/541.4
D305,061 S	*	12/1989	Pauls et al.	.....	D24/205
D405,181 S	*	2/1999	Larsen	.....	D24/204
D405,185 S	*	2/1999	Larsen	.....	D24/204
D446,310 S	*	8/2001	Bower	.....	D24/204
D446,862 S	*	8/2001	Larsen et al.	.....	D24/204
D463,028 S	*	9/2002	Bower	.....	D24/204
D463,569 S	*	9/2002	Bower	.....	D24/204
6,643,859 B1	*	11/2003	Brennan et al.	.....	4/541.6
2004/0016051 A1	*	1/2004	Gardenier et al.	.....	4/541.1

**OTHER PUBLICATIONS**

Photograph of Watkins Hot Spring–Envoy spa.\*  
Excerpt from 1996 Catalogue of Coleman Spas.\*  
Excerpt from 1996 Catalogue of Coleman Spas.\*

Excerpt from Catalogue of Sunrise Spas.\*  
Excerpt from vol. 1. Issue 1 of Cal Spas Today (1997).\*  
Excerpt from 1999 Catalogue of Sundance Spas.\*  
Excerpt from 1999 Catalogue of Sundance Spas.\*  
Excerpt from vol. 1. Issue 1 of Cal Spas Today (1997).\*  
Excerpt from vol. 1. Issue 1 of Cal Spas Today (1997).\*  
Excerpt from Catalogue of Sunrise Spas.\*

\* cited by examiner

*Primary Examiner*—Louis S. Zarfes  
*Assistant Examiner*—Melanie Levy  
(74) *Attorney, Agent, or Firm*—Denton L. Anderson; Sheldon & Mak

(57) **CLAIM**

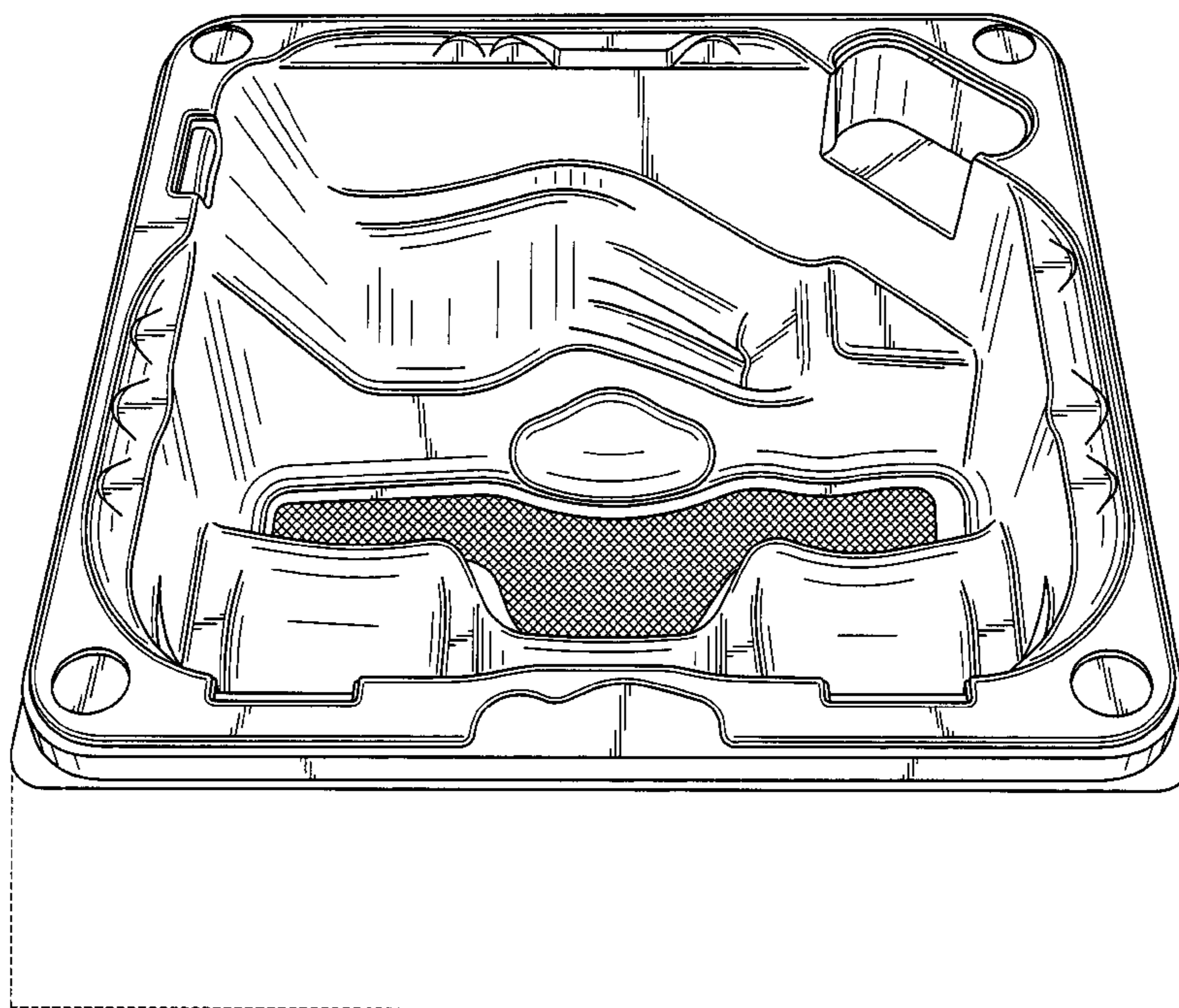
The ornamental design for a spa shell, as shown and described.

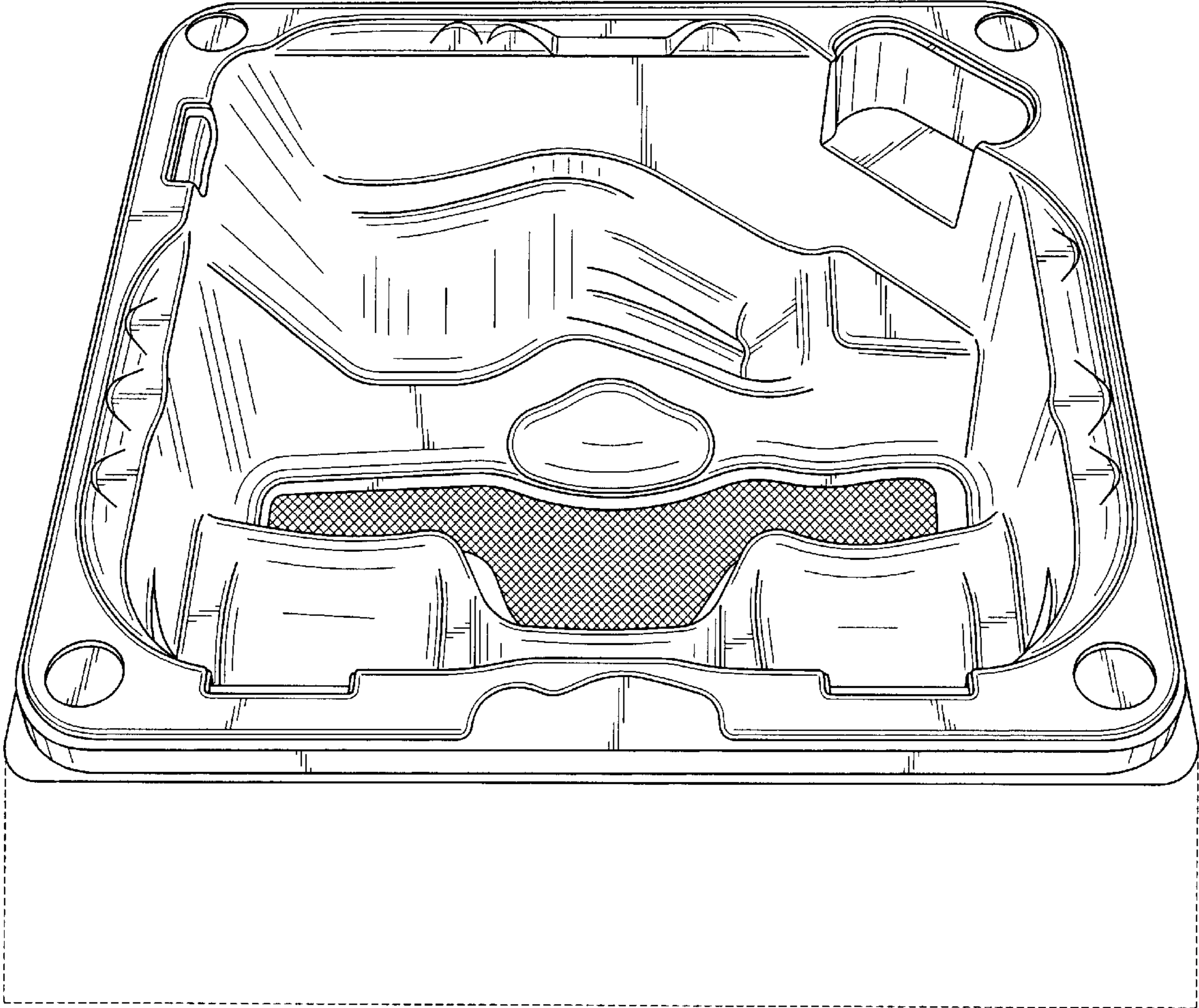
**DESCRIPTION**

FIG. 1 is a first perspective view of the spa shell of the invention;  
FIG. 2 is a second perspective view of the spa shell illustrated in FIG. 1;  
FIG. 3 is a top plan view of the spa shell illustrated in FIG. 1;  
FIG. 4 is a first side view of the invention illustrated in FIG. 1; and,  
FIG. 5 is a second side view of the spa shell illustrated in FIG. 1.

The broken lines are for illustrative purposes only and form no part of the claimed design.

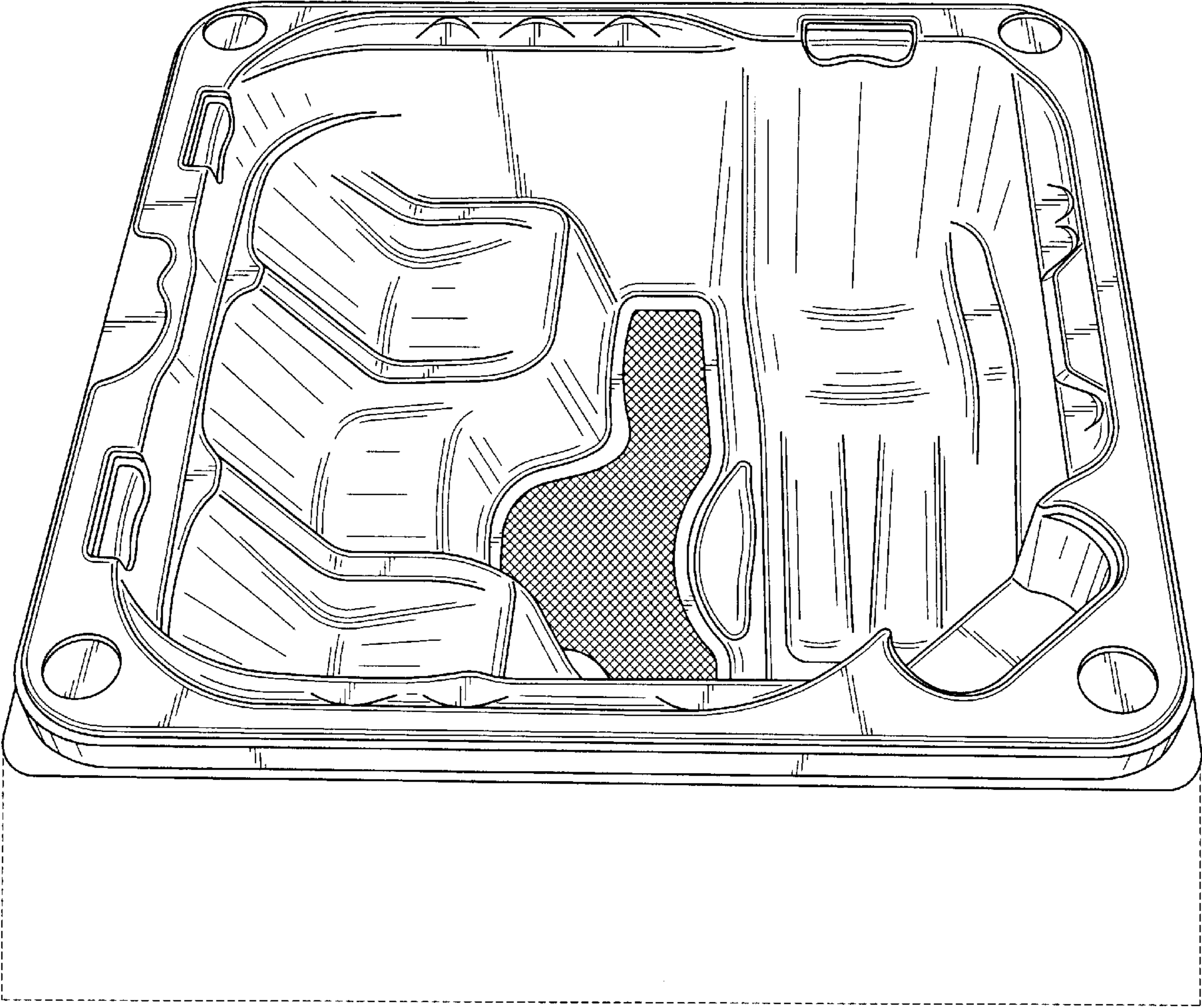
**1 Claim, 4 Drawing Sheets**



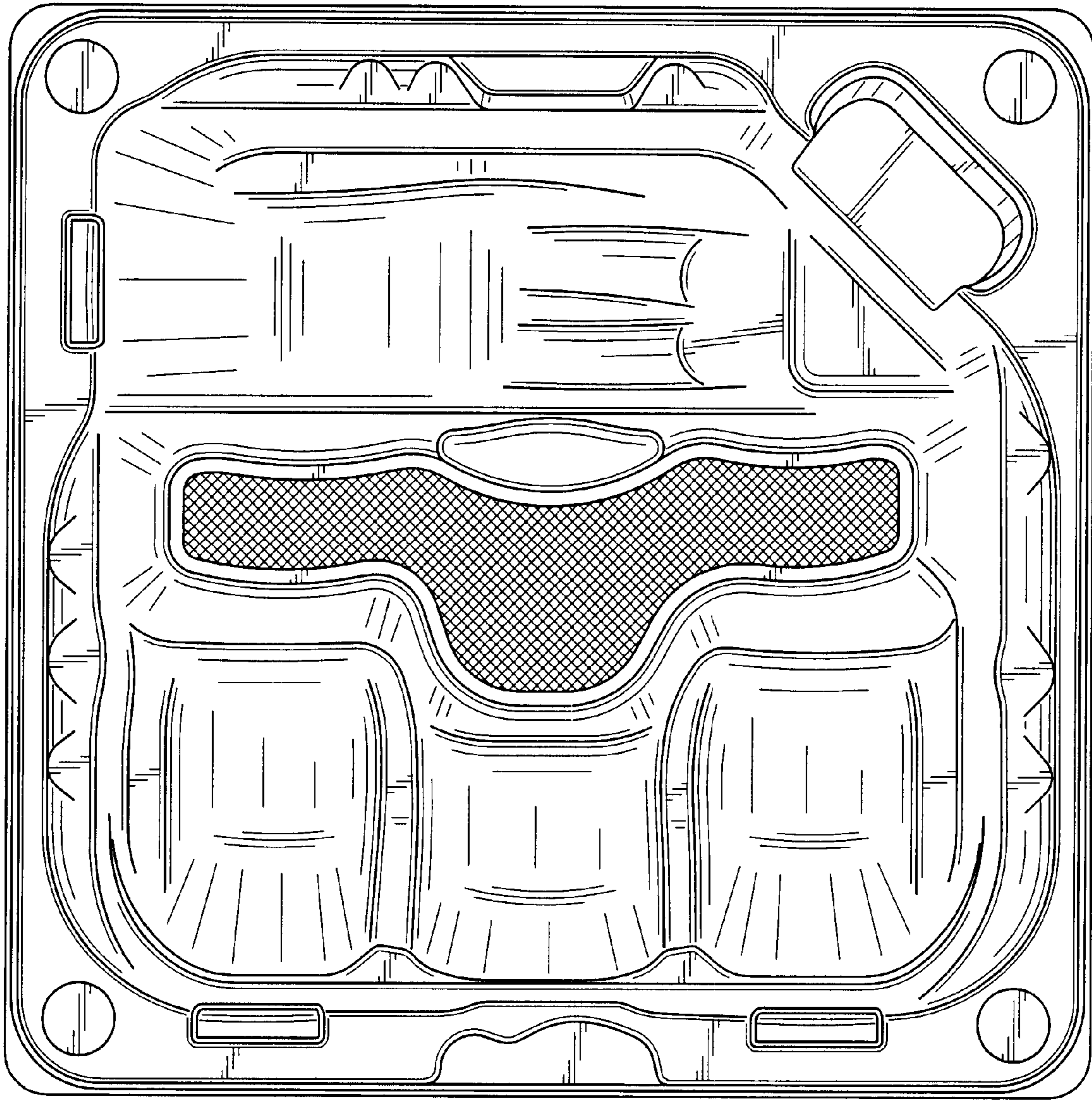


*FIG. 1*

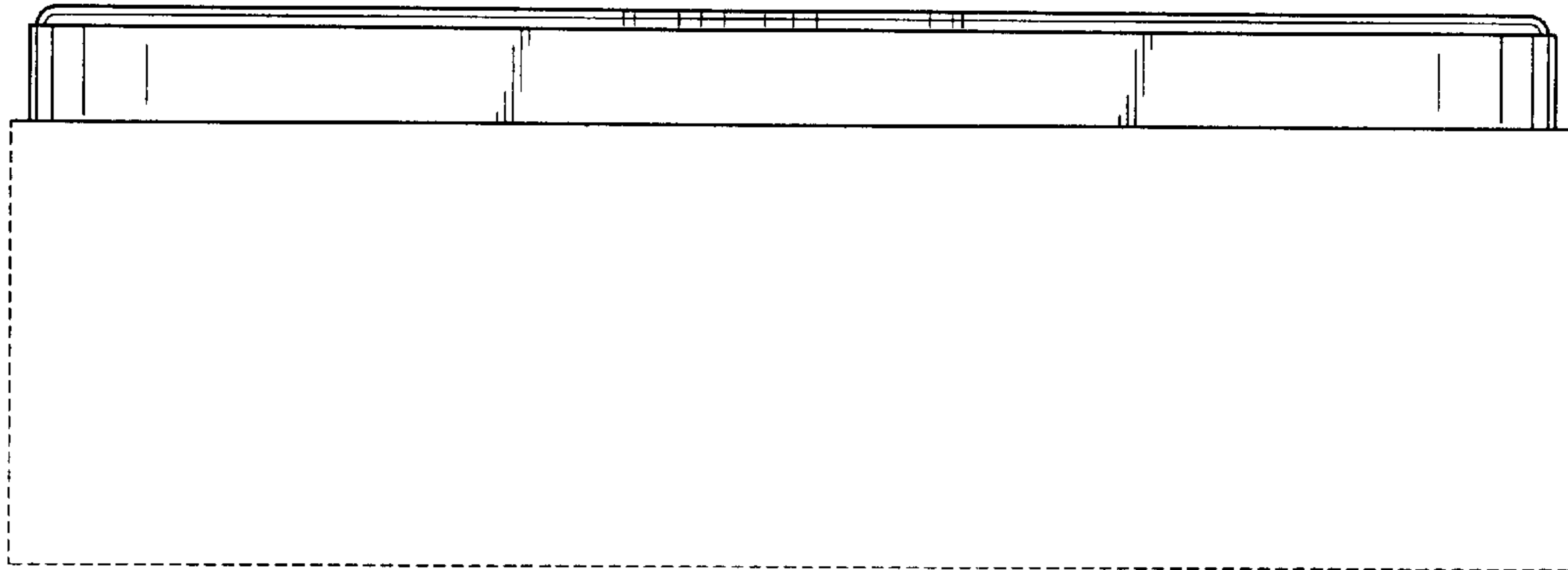




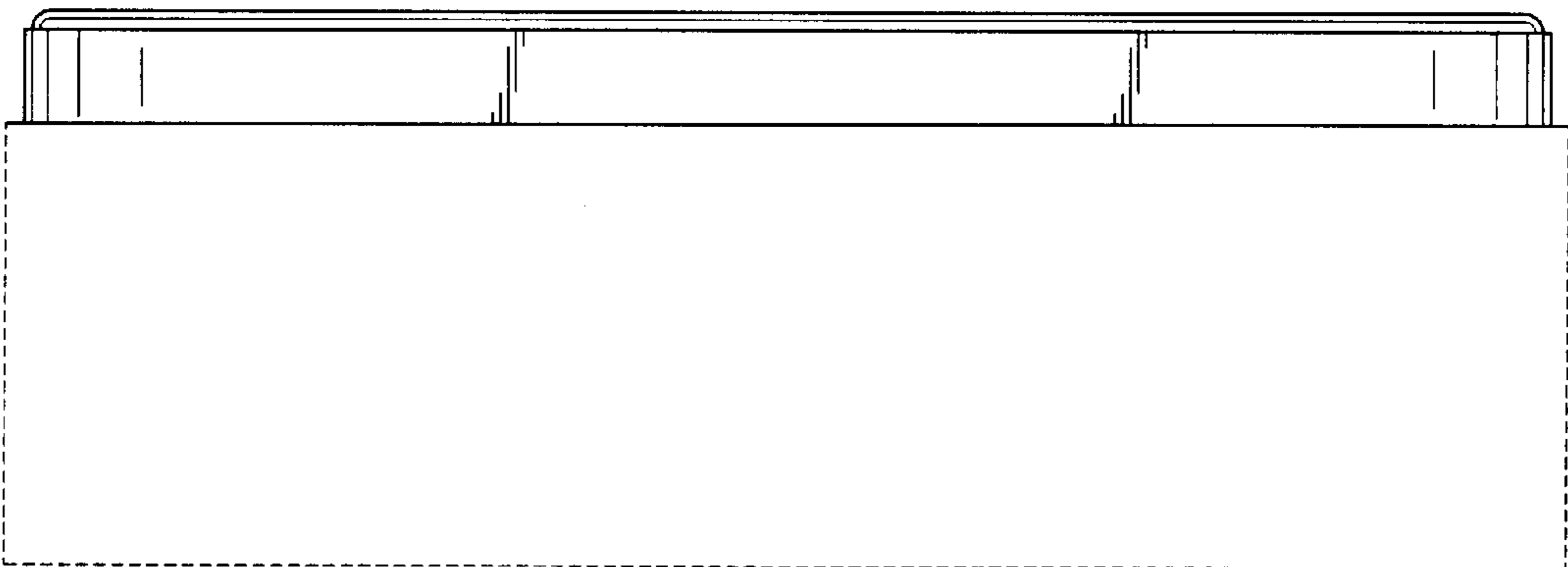
*FIG. 2*



*FIG. 3*



*FIG. 4*



*FIG. 5*