



US00D512775S

(12) **United States Design Patent**
Rosen

(10) **Patent No.:** **US D512,775 S**

(45) **Date of Patent:** **** Dec. 13, 2005**

- (54) **FIRE PIT**
- (75) **Inventor:** **Jack S. Rosen**, Pepper Pike, OH (US)
- (73) **Assignee:** **Kay Home Products, Inc.**,
Warrensville Heights, OH (US)
- (**) **Term:** **14 Years**
- (21) **Appl. No.:** **29/188,243**
- (22) **Filed:** **Aug. 15, 2003**
- (51) **LOC (6) Cl.** **23-03**
- (52) **U.S. Cl.** **D23/403**
- (58) **Field of Search** 126/550, 555,
126/9 R, 9 A, 9 B, 39 R, 58, 275 R, 245,
500, 509, 510, 512, 516, 519, 520, 544;
D23/403-406, 499, 398, 343, 345, 348,
349, 350, 317, 346, 342; 52/36.3; 16/DIG. 11;
D25/55, 60; D7/332, 334, 347, 348

- D440,289 S * 4/2001 Olson et al. D23/350
- D455,206 S * 4/2002 Davis et al. D23/350
- D456,501 S * 4/2002 Chen D23/343
- D476,405 S * 6/2003 Dunlap D23/348
- D498,523 S * 11/2004 Davis D23/332
- D500,359 S * 12/2004 Davis D23/343

* cited by examiner

Primary Examiner—Sandra S. Snapp
(74) *Attorney, Agent, or Firm*—D. Peter Hochberg; Sean Mellini; Katherine R Vieyra

(57) **CLAIM**

The ornamental design for a fire pit, as shown and described.

DESCRIPTION


FIG. 1 is a top view of the fire pit according to the invention; FIG. 2 is a front view of the fire pit as shown in FIG. 1; FIG. 3 is a right side view of the fire pit as shown in FIG. 1; FIG. 4 is a back view of the fire pit as shown in FIG. 1; FIG. 5 is a left side view of the fire pit as shown in FIG. 1; and, FIG. 6 is a bottom view of the fire pit as shown in FIG. 1.

(56) **References Cited**

U.S. PATENT DOCUMENTS

- 3,220,400 A * 11/1965 Yager 126/531
- 4,167,177 A * 9/1979 Wiggins 126/531
- 5,960,788 A * 10/1999 Bach et al. 126/506

1 Claim, 2 Drawing Sheets



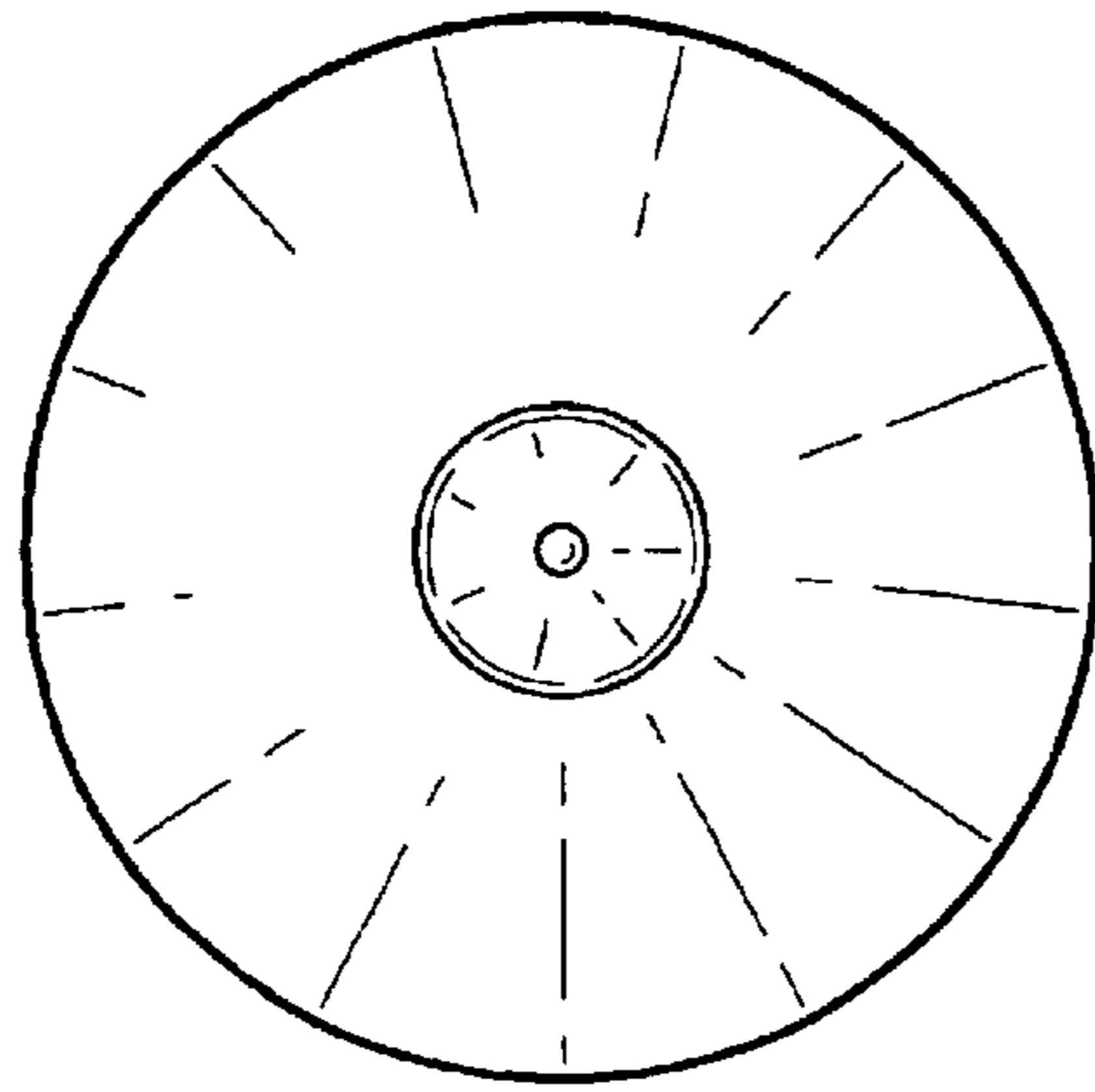


FIG-1




FIG-2




FIG-3




FIG-4




FIG-5

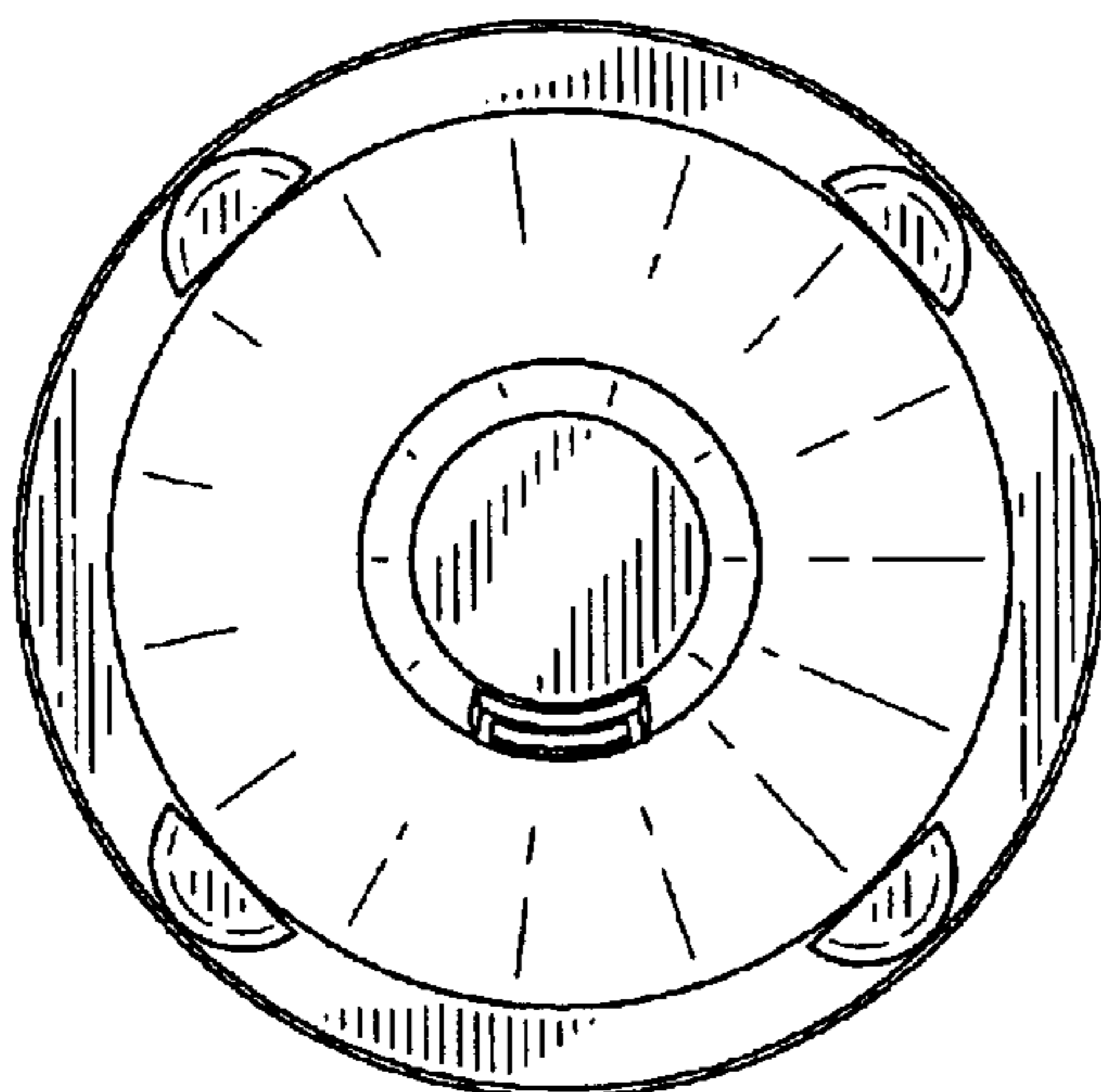


FIG-6