



US00D512766S

(12) **United States Design Patent**
Kim

(10) **Patent No.:** **US D512,766 S**

(45) **Date of Patent:** **** Dec. 13, 2005**

(54) **UPPER BODY OF FLOAT GAUGE HEAD**

(75) **Inventor:** **Young Rae Kim**, Kyoungki-do (KR)

(73) **Assignee:** **Dymco Co., Ltd.**, Kyoungki-Do (KR)

(**) **Term:** **14 Years**

(21) **Appl. No.:** **29/188,367**

(22) **Filed:** **Aug. 14, 2003**

(30) **Foreign Application Priority Data**

Feb. 14, 2003 (KR) 30-2003-0003898

(51) **LOC (6) Cl.** **23-01**

(52) **U.S. Cl.** **D23/249**

(58) **Field of Search** D23/249, 50, 259,
D23/250, 264, 303, 322, 358; 123/509;
73/149, 317, 54, 54.01, 54.04, 54.09, 118.1,
313, 293, 295, 299; D10/101, 46, 50; 366/4;
604/319, 320; 600/573, 465; 222/54, 1,
131; 4/325

(56) **References Cited**

U.S. PATENT DOCUMENTS

4,229,973 A * 10/1980 Hara 73/317
D332,826 S * 1/1993 Rosenbaum D23/254

D336,679 S * 6/1993 Safford et al. D23/249
D336,680 S * 6/1993 Safford et al. D23/249
D376,412 S * 12/1996 Bodell et al. D23/233
D455,094 S * 4/2002 Schneider D10/103
6,497,145 B1 * 12/2002 Ross, Jr. 73/305
6,679,116 B2 * 1/2004 Ross, Jr. 73/317
6,783,518 B2 * 8/2004 Takahashi et al. 604/319

* cited by examiner

Primary Examiner—Joel Sincavage

Assistant Examiner—Maurice Stevens

(74) *Attorney, Agent, or Firm*—Darby & Darby

(57) **CLAIM**

The ornamental design for an upper body of float gauge head, as shown and described.

DESCRIPTION

FIG. 1 is a perspective view of an upper body of float gauge head, showing my new design;

FIG. 2 is a front elevational view thereof;

FIG. 3 is a rear elevational view thereof;

FIG. 4 is a left side elevational view thereof;

FIG. 5 is a right side elevational view thereof;

FIG. 6 is a top plan view thereof; and,

FIG. 7 is a bottom plan view thereof.

1 Claim, 2 Drawing Sheets




FIG 1

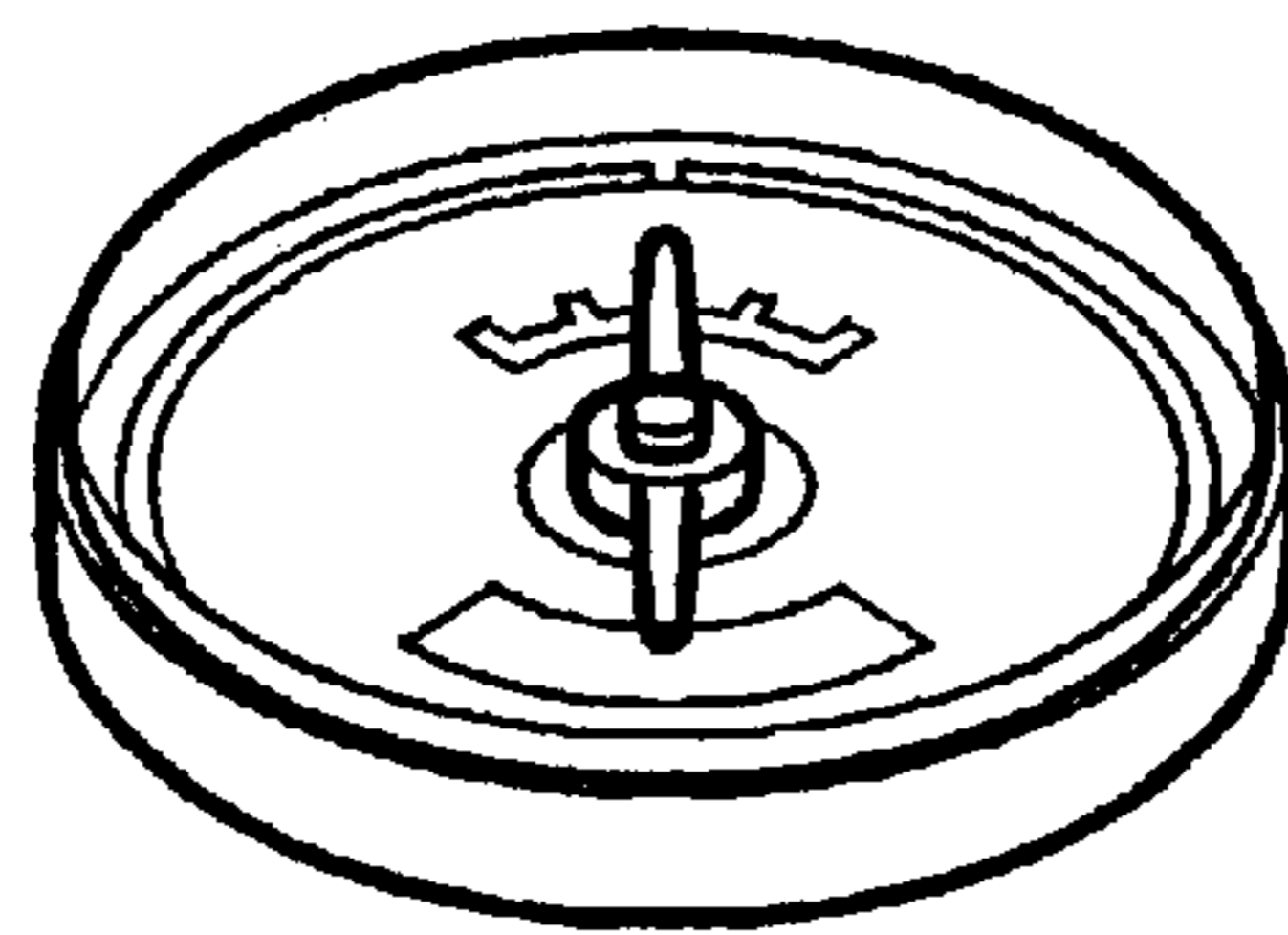


FIG 2



FIG 3

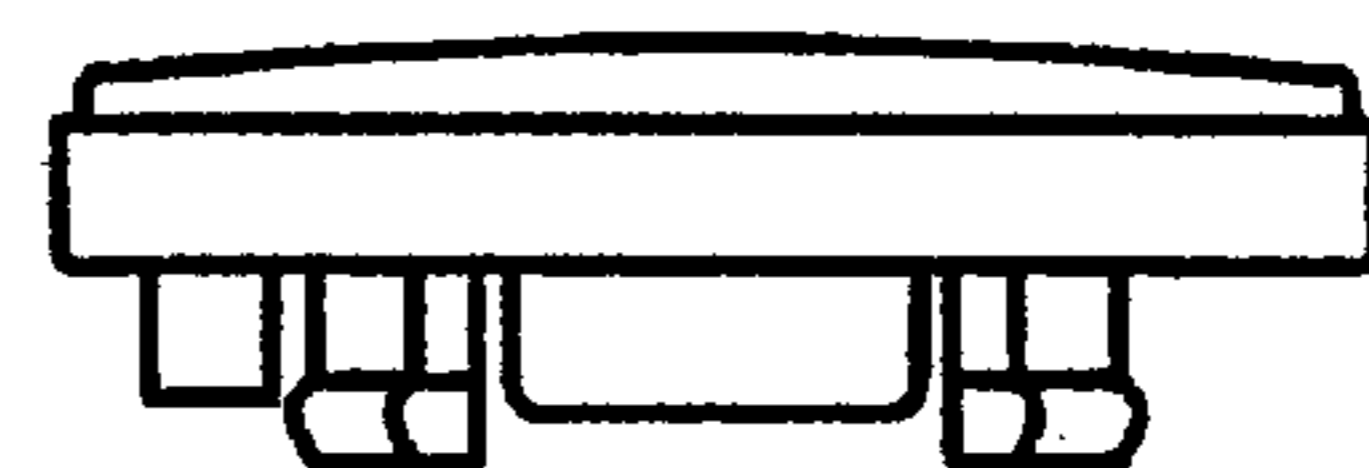


FIG 4

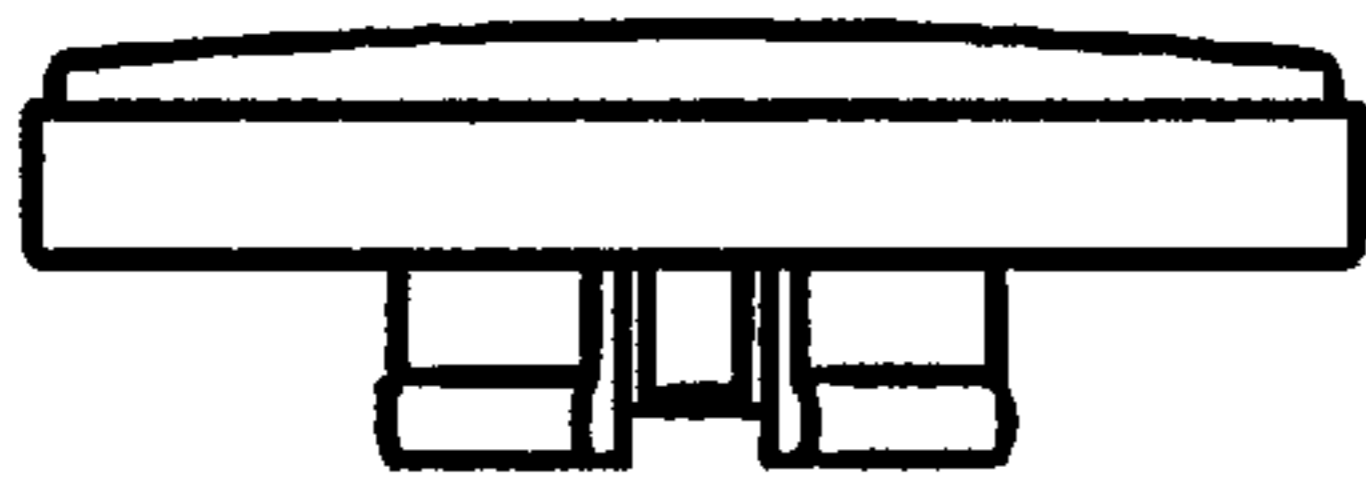


FIG 5

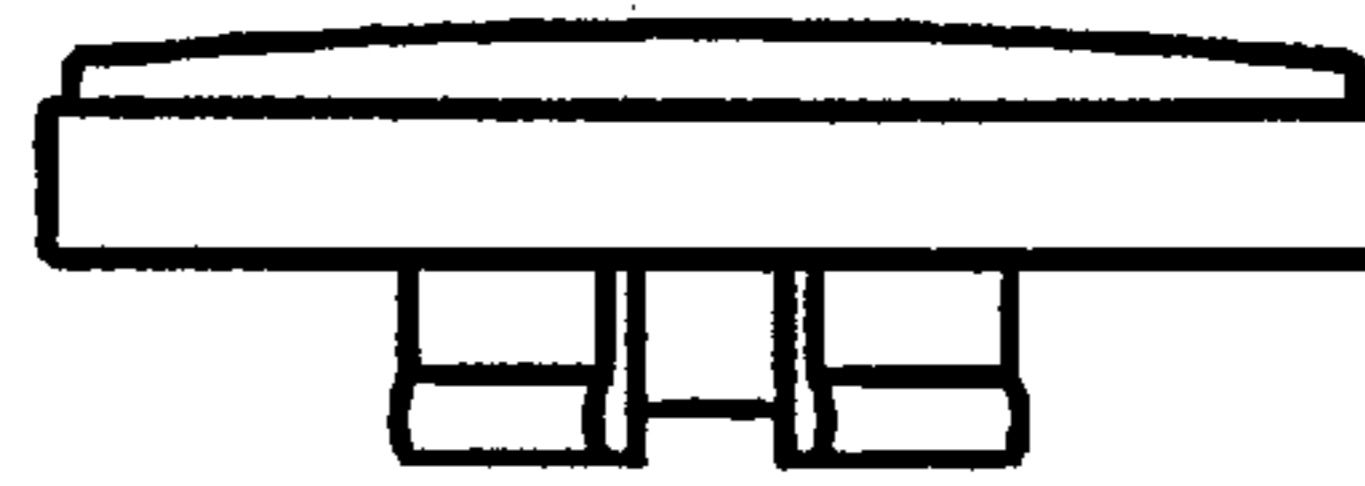


FIG 6




FIG 7

