



US00D512758S

(12) **United States Design Patent**
Tuerschmann et al.

(10) **Patent No.:** **US D512,758 S**

(45) **Date of Patent:** **** Dec. 13, 2005**

(54) **GOLF PUTTER GRIP**

D414,233 S 9/1999 Anderson
D431,851 S 10/2000 Anderson
D494,650 S 8/2004 Petersen

(75) Inventors: **Gary L. Tuerschmann**, Phoenix, AZ
(US); **John K. Solheim**, Anthem, AZ
(US)

* cited by examiner

(73) Assignee: **Karsten Manufacturing Corporation**,
Phoenix, AZ (US)

Primary Examiner—Mitchell Siegel
(74) *Attorney, Agent, or Firm*—Darrell F. Marquette

(**) Term: **14 Years**

(57) **CLAIM**

The ornamental design for a golf putter grip, as shown and described.

(21) Appl. No.: **29/212,171**

(22) Filed: **Aug. 27, 2004**

DESCRIPTION

(51) **LOC (6) Cl.** **21-02**

(52) **U.S. Cl.** **D21/756**

(58) **Field of Search** D21/736–746,
D21/756; 473/300–303, 340, 341

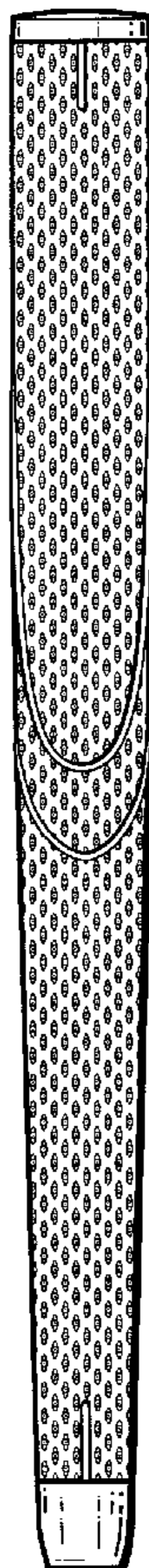
FIG. 1 is a front elevational view of a golf putter grip showing our new design;
FIG. 2 is a side elevational view of the golf putter grip taken from the right in FIG. 1;
FIG. 3 is a side elevational view of the golf putter grip taken from the left in FIG. 1;
FIG. 4 is a rear elevational view of the golf putter grip shown in FIG. 1;
FIG. 5 is a top end view of the golf putter grip shown in FIG. 1; and,
FIG. 6 is a bottom end view of the golf putter grip shown in FIG. 1.

(56) **References Cited**

U.S. PATENT DOCUMENTS

D228,198 S	*	8/1973	Spencer	D21/756
D295,207 S	*	4/1988	Mahaffey	D21/756
D345,192 S		3/1994	Solheim		
D357,295 S		4/1995	Solheim		
D362,891 S		10/1995	Solheim		
D391,330 S		2/1998	Solheim		

1 Claim, 1 Drawing Sheet



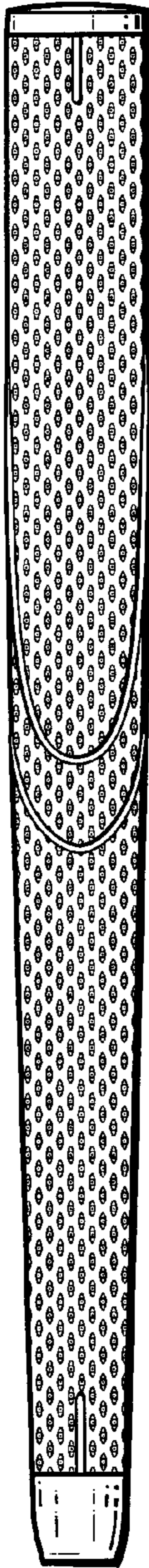


Fig. 1




Fig. 2




Fig. 3




Fig. 4

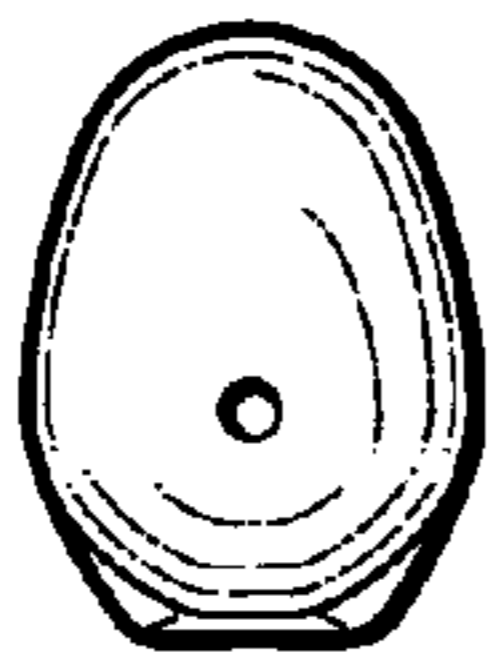


Fig. 5

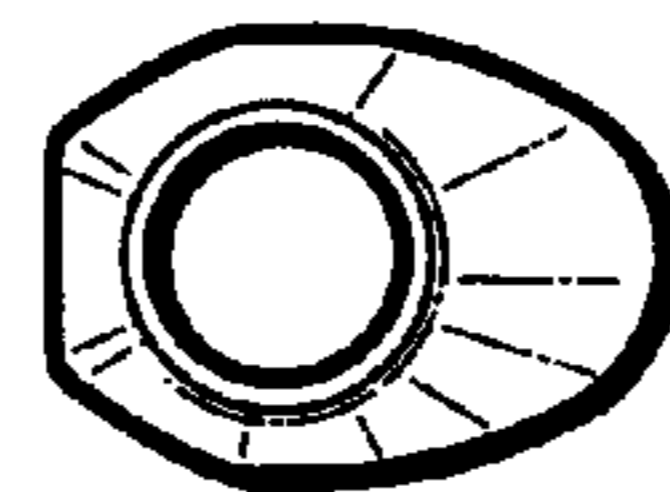


Fig. 6