



US00D512748S

(12) **United States Design Patent**
Hageman

(10) **Patent No.:** **US D512,748 S**
(45) **Date of Patent:** **** Dec. 13, 2005**

(54) **TOY BLOCK**

D406,515 S * 3/1999 Ali D8/90

(75) **Inventor:** **Beth A. Hageman**, Orchard Park, NY
(US)

(73) **Assignee:** **Mattel, Inc.**, El Segundo, CA (US)

(**) **Term:** **14 Years**

(21) **Appl. No.:** **29/209,528**

(22) **Filed:** **Nov. 16, 2004**

(51) **LOC (6) Cl.** **21-01**

(52) **U.S. Cl.** **D21/503**

(58) **Field of Search** D21/484-505;
D8/90; D25/113-118; 446/85, 104, 124-125,
119; 451/523-526

(56) **References Cited**

U.S. PATENT DOCUMENTS

D218,393 S	*	8/1970	Salzmann, Jr.	D8/90
3,704,541 A	*	12/1972	Kennedy	446/124
4,758,195 A	*	7/1988	Walsh	446/85
D319,267 S	*	8/1991	Hoyer et al.	D21/503
D350,789 S	*	9/1994	Ryaa et al.	D21/503
D361,100 S	*	8/1995	Skov et al.	D21/503
D363,095 S	*	10/1995	Voldmester	D21/503

OTHER PUBLICATIONS

Classroom Direct, p. 219, 2001-2002.*

Imagine the Challenge, p. 24, 2001.*

* cited by examiner

Primary Examiner—Raphael Barkai

(74) *Attorney, Agent, or Firm*—Edell Shapiro & Finnan, LLC

(57) **CLAIM**

The ornamental design for a toy block, as shown and described.

DESCRIPTION

FIG. 1 is a perspective view of a toy block according to the present invention;

FIG. 2 is a front view of the toy block of FIG. 1;

FIG. 3 is a rear view of the toy block of FIG. 1;

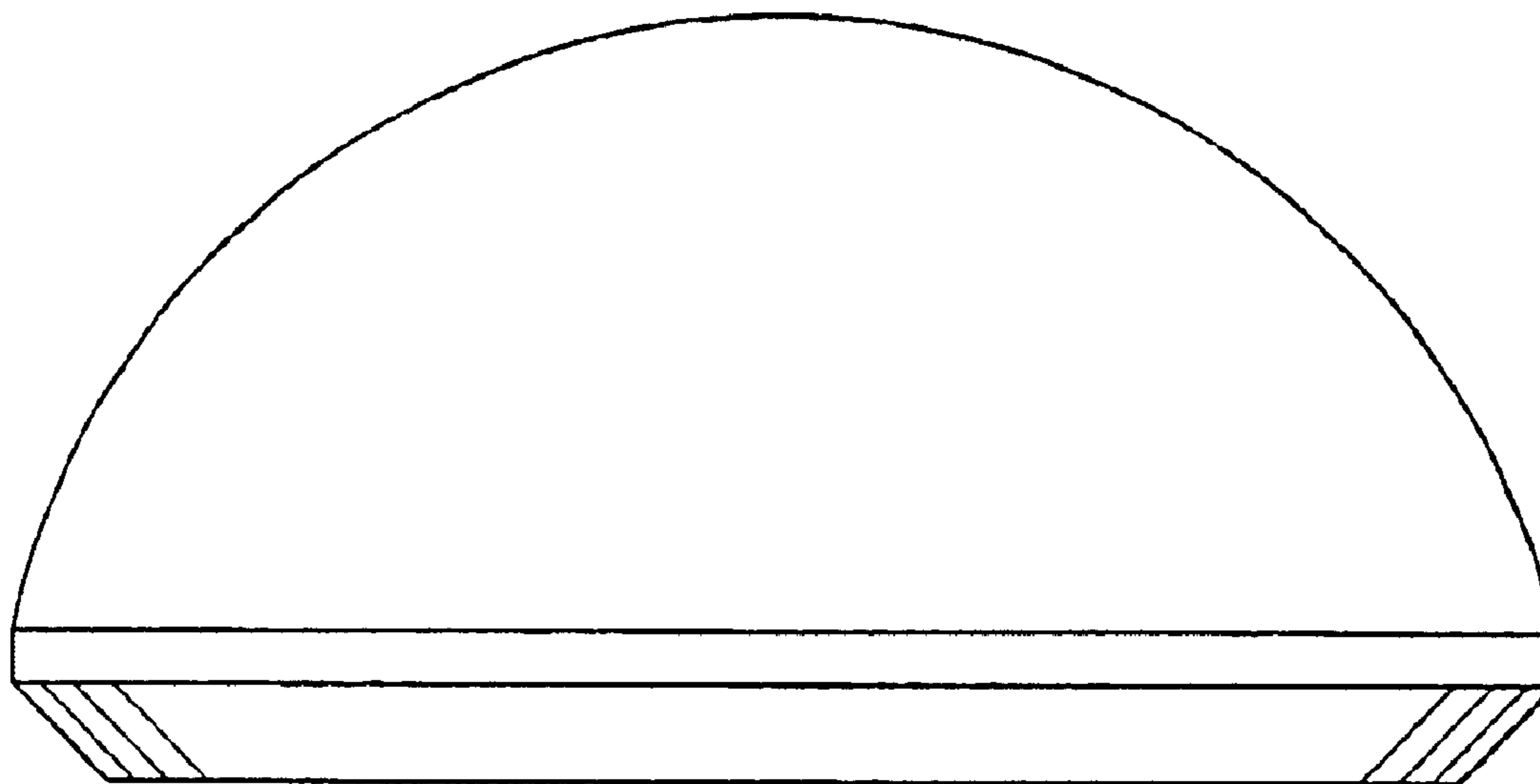
FIG. 4 is a left side view of the toy block of FIG. 1;

FIG. 5 is a right side view of the toy block of FIG. 1;

FIG. 6 is a top view of the toy block of FIG. 1; and,

FIG. 7 is a bottom view of the toy block of FIG. 1.

1 Claim, 4 Drawing Sheets



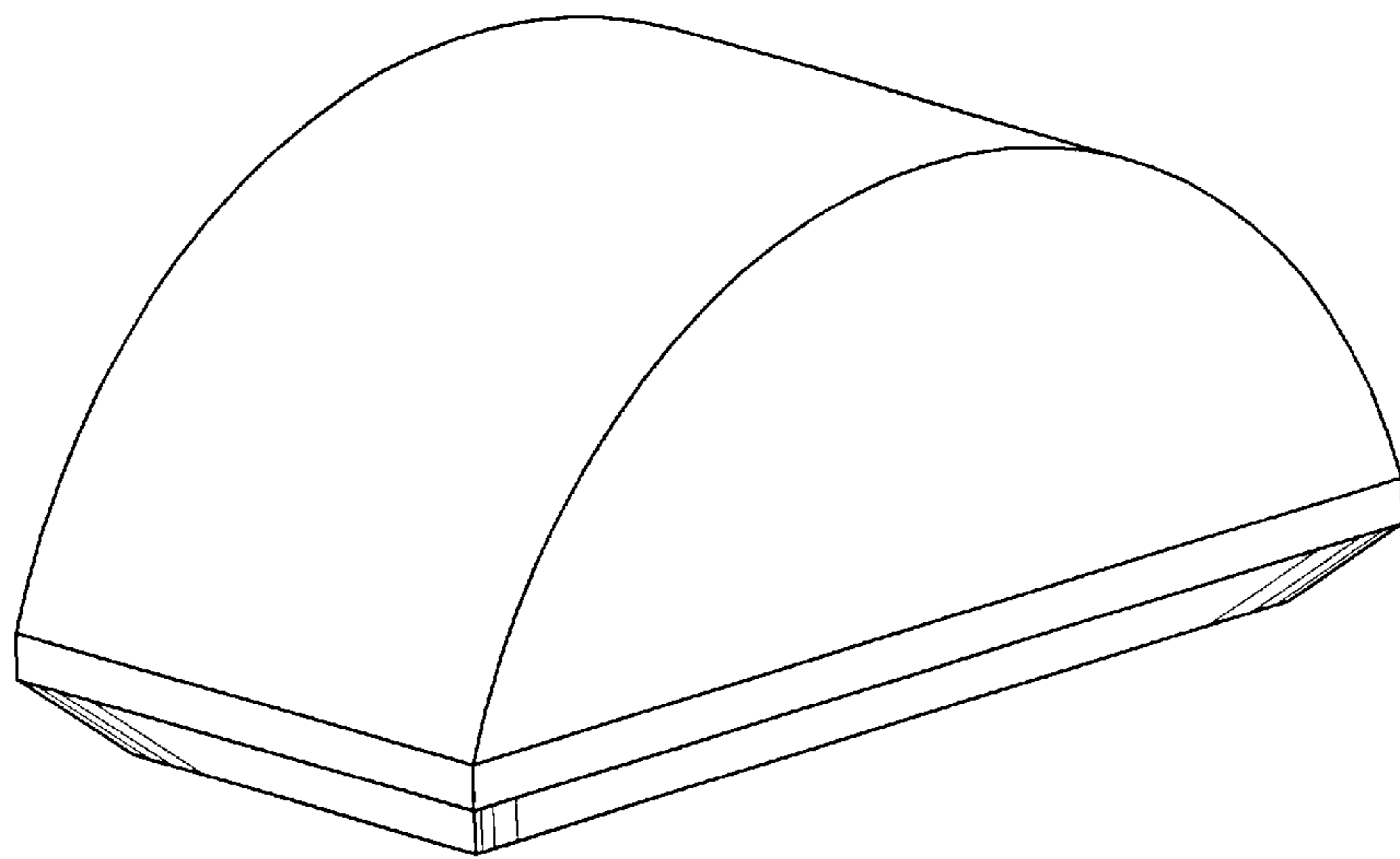


FIG. 1

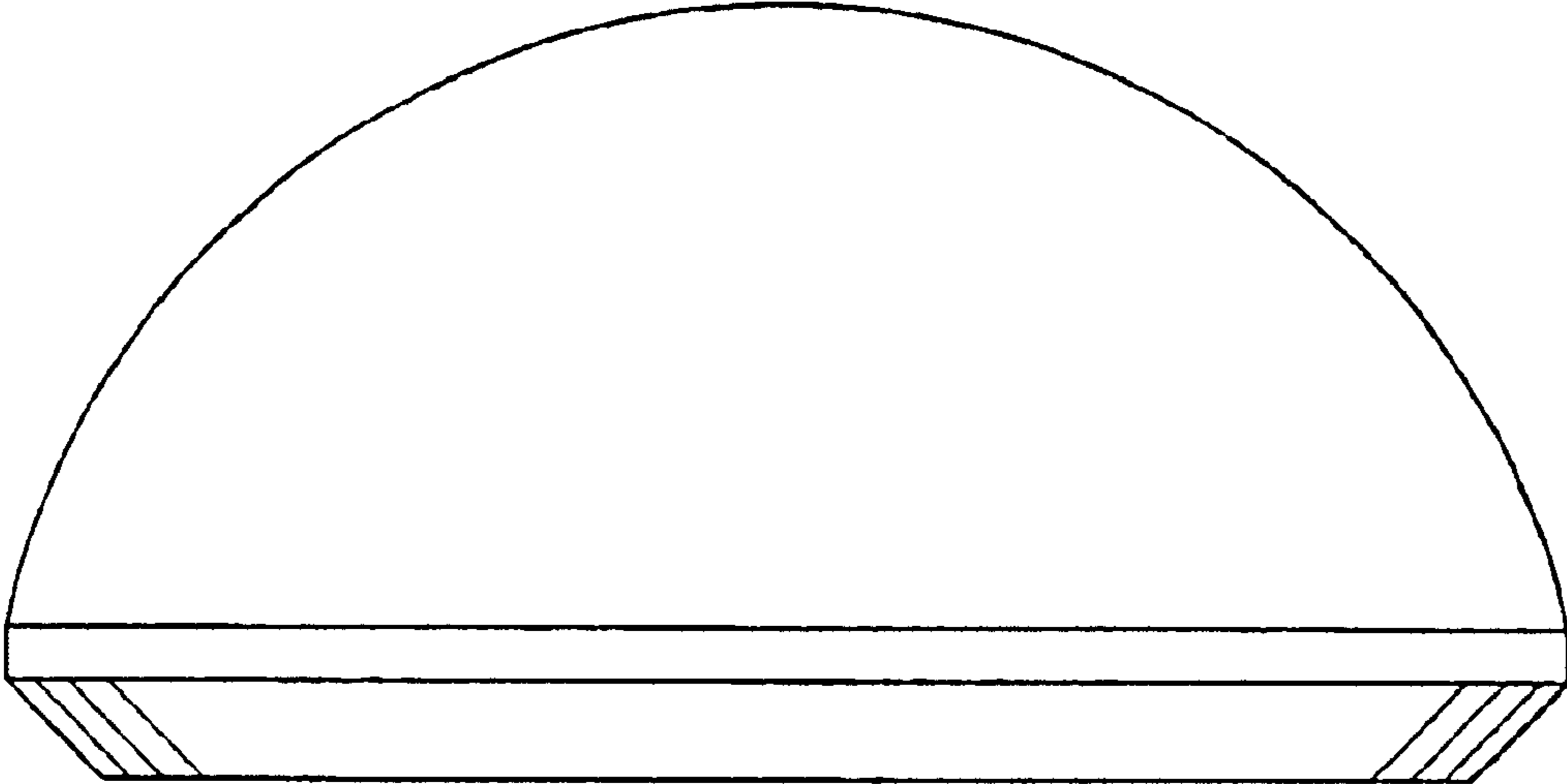


FIG. 2

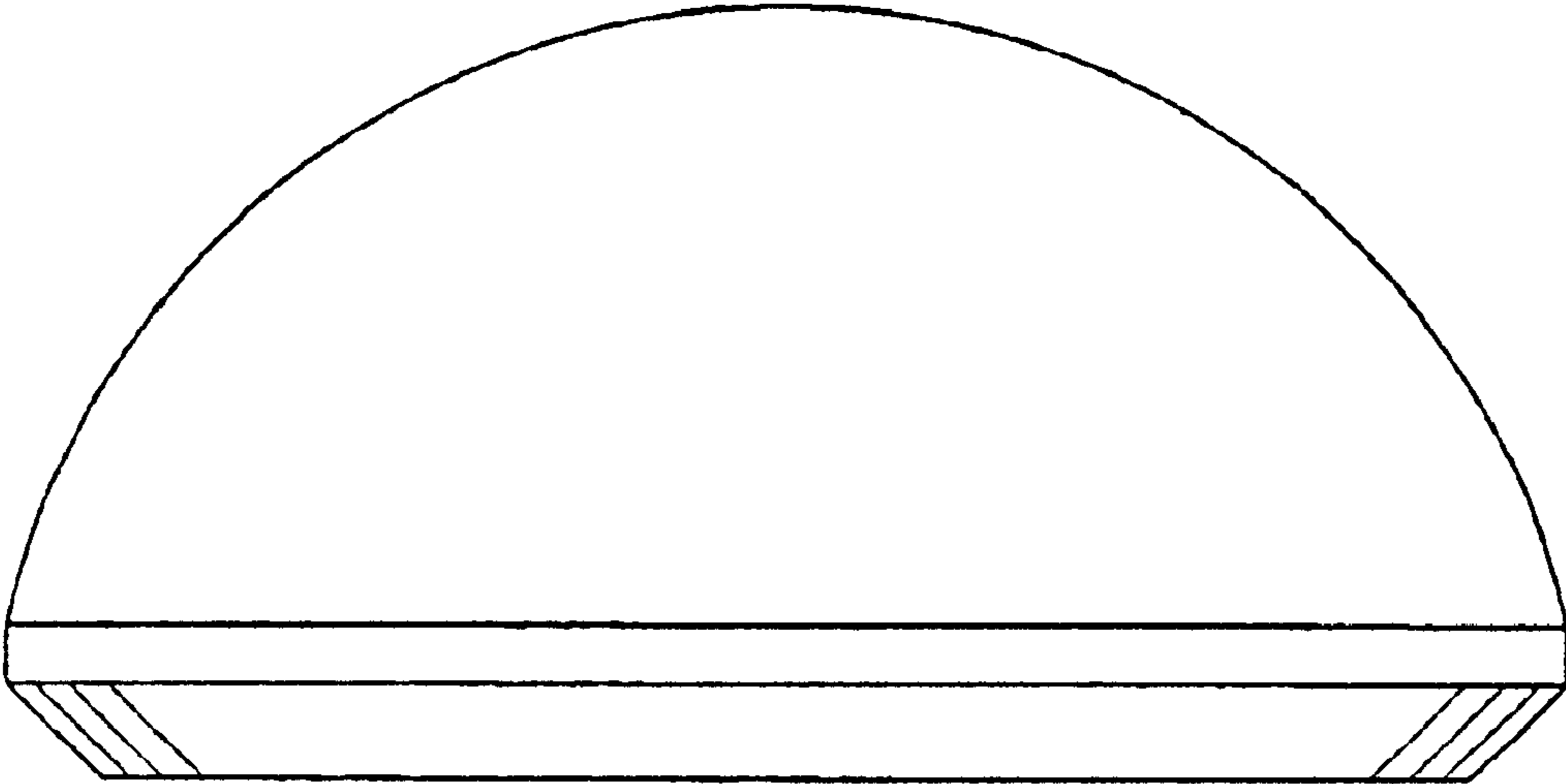


FIG. 3




FIG. 4




FIG. 5




FIG. 6

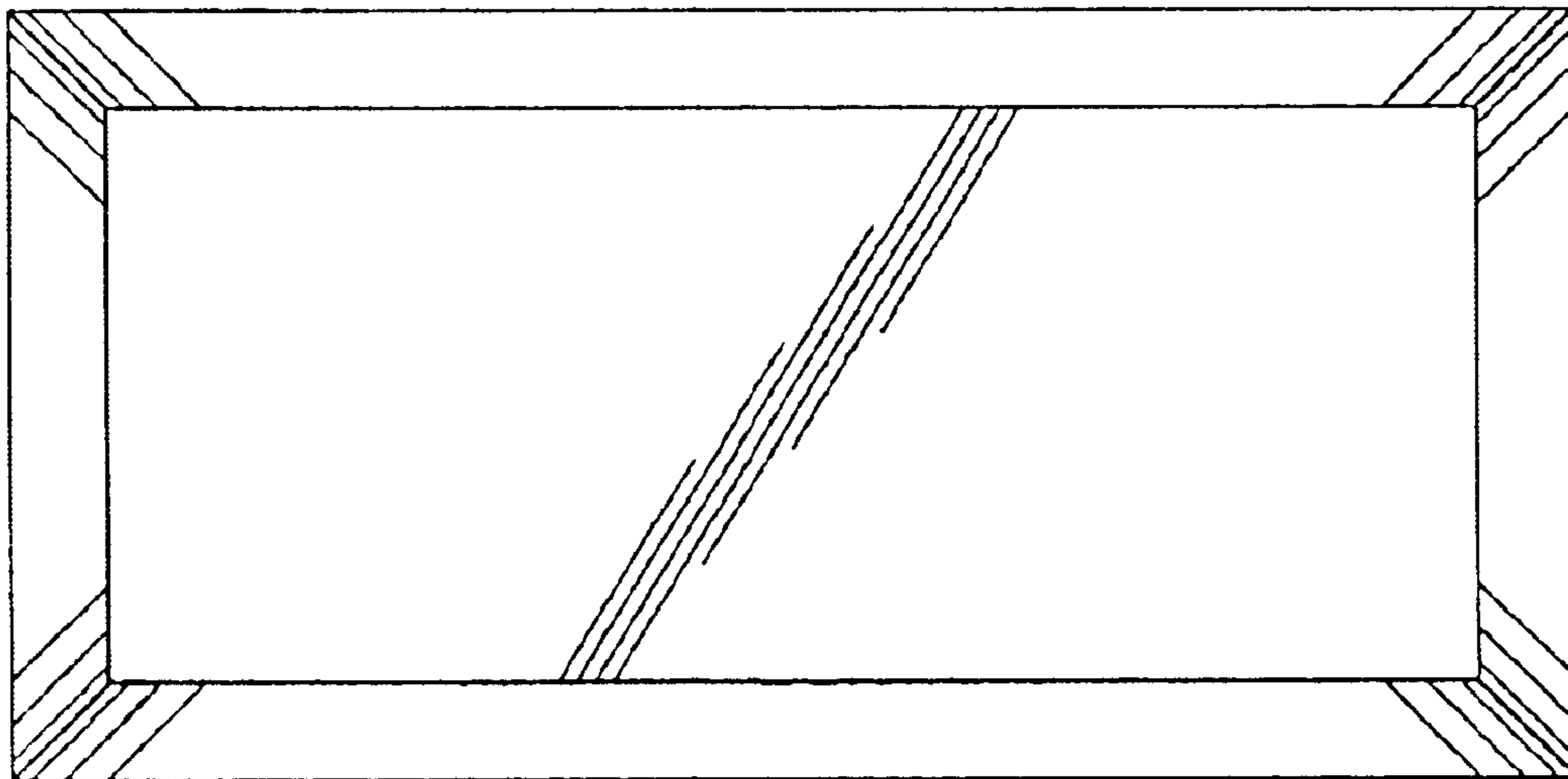


FIG. 7