

US00D512741S

(12) **United States Design Patent**
Cetera

(10) **Patent No.: US D512,741 S**

(45) **Date of Patent: ** *Dec. 13, 2005**

(54) **PEN**

(75) **Inventor: Carl Cetera, Tenafly, NJ (US)**

(73) **Assignee: Cotapaxi, Inc., Carlstadt, NJ (US)**

(*) **Notice:** This patent is subject to a terminal disclaimer.

(**) **Term: 14 Years**

(21) **Appl. No.: 29/215,097**

(22) **Filed: Oct. 12, 2004**

(51) **LOC (6) Cl. 19-06**

(52) **U.S. Cl. D19/47**

(58) **Field of Search** D19/35, 36, 41-51,
D19/53-58, 81-85; 401/6, 7, 88, 99-102,
103-106, 107-117, 209; 24/10 R, 11 R,
11 P, 11 PP, 11 F, 11 M

(56) **References Cited**

U.S. PATENT DOCUMENTS

D433,704 S * 11/2000 Kouda D19/49

D438,903 S * 3/2001 Rosenbaum D19/55

D446,243 S * 8/2001 Pellissa Beneyto D19/51

D460,112 S * 7/2002 Keda D19/51

6,447,190 B1 * 9/2002 Kwitek 401/6

D474,810 S * 5/2003 Morita D19/51

D495,001 S * 8/2004 Anand D19/51

* cited by examiner

Primary Examiner—Jeffrey Asch

Assistant Examiner—Elizabeth Albert

(74) *Attorney, Agent, or Firm*—Brian Carpenter

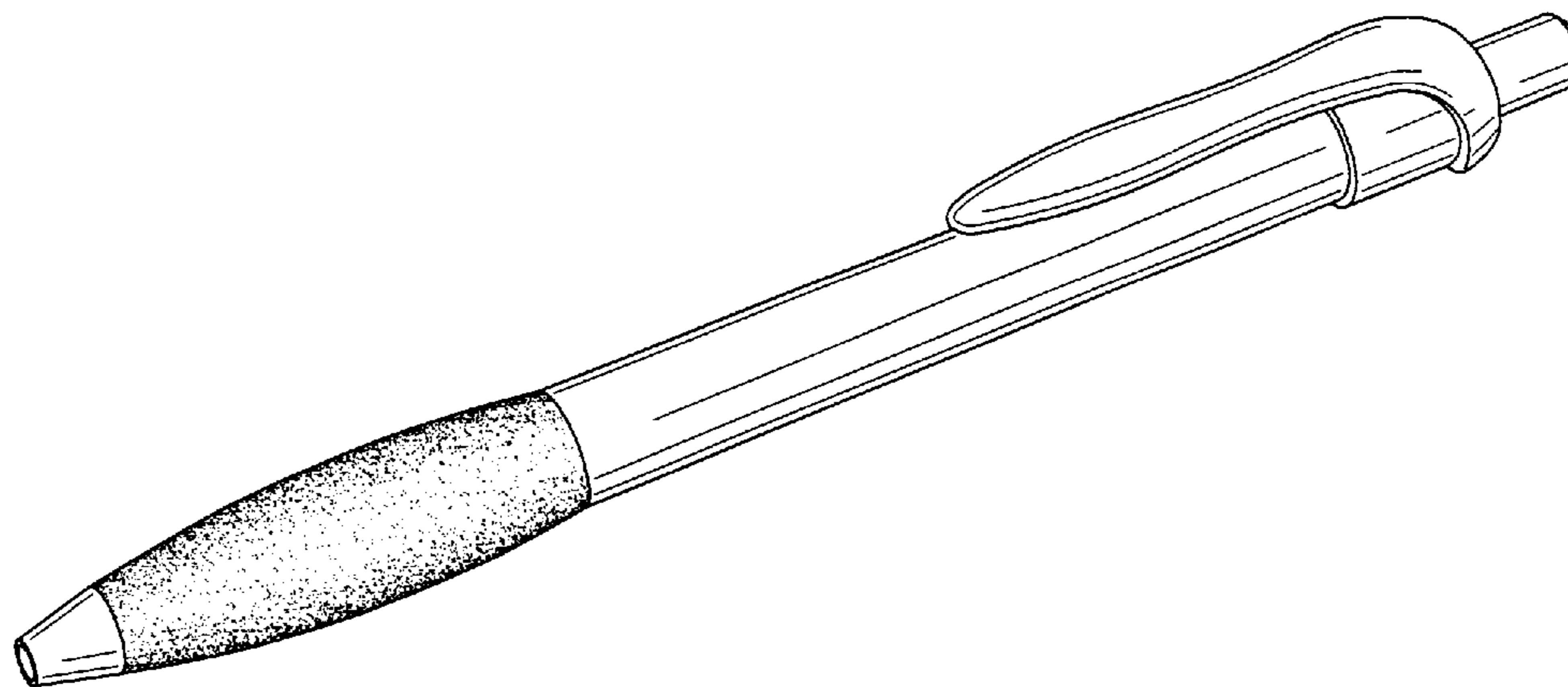
(57) **CLAIM**

The ornamental design for the pen, as shown and described.

DESCRIPTION

FIG. 1 is a top front perspective view of the pen;
FIG. 2 is a front elevation view of the pen of FIG. 1;
FIG. 3 is a side elevation view of the pen of FIG. 1;
FIG. 4 is a back side elevation view of the pen of FIG. 1;
FIG. 5 is a bottom plan view of the pen of FIG. 1; and,
FIG. 6 is a top plan view of the pen of FIG. 1.

1 Claim, 2 Drawing Sheets



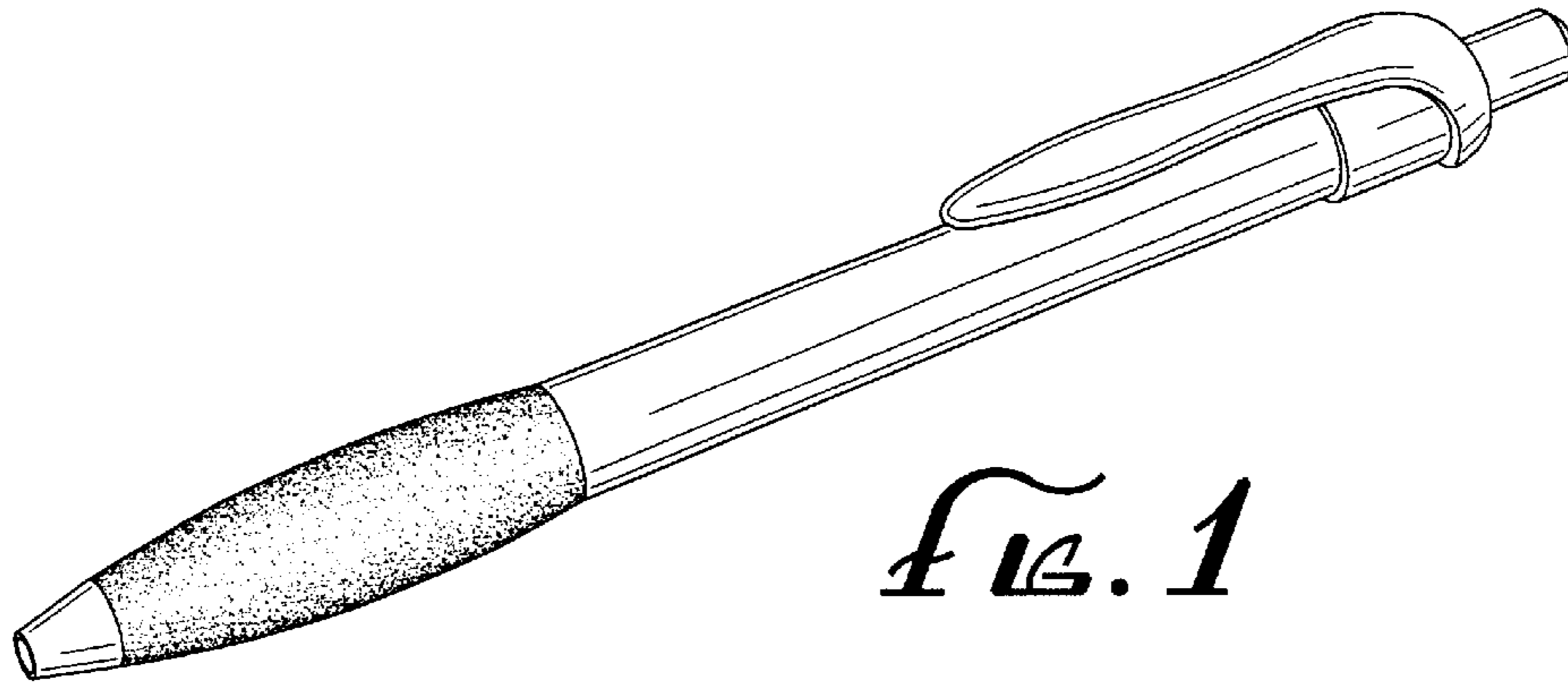


FIG. 1

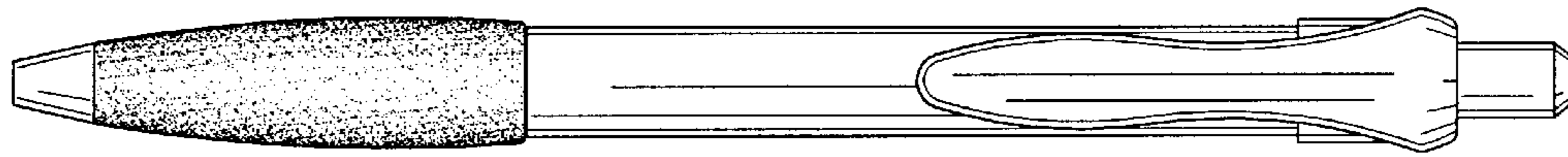


FIG. 2




FIG. 3




FIG. 4

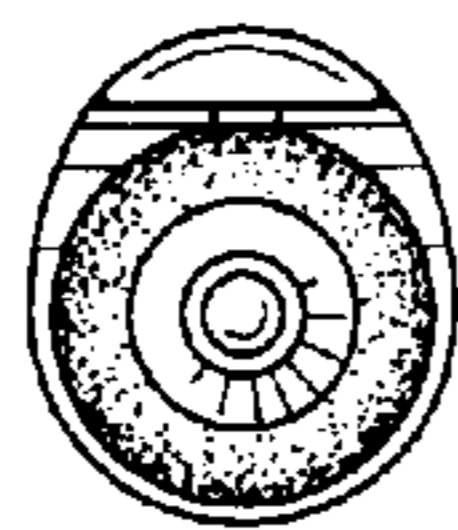


FIG. 5

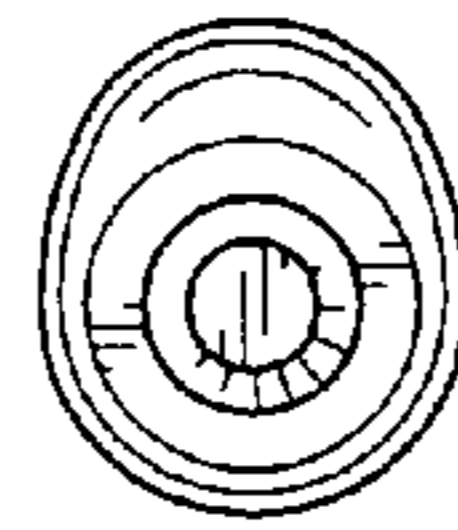


FIG. 6