



US00D512723S

(12) **United States Design Patent**
Wirz

(10) **Patent No.:** **US D512,723 S**

(45) **Date of Patent:** **** Dec. 13, 2005**

(54) **USER INTERFACE FOR A COMPUTER DISPLAY**

(75) Inventor: **Peter Wirz**, Luzern (CH)

(73) Assignee: **Krohne Messtechnik GmbH & Co. KG**, Duisburg (DE)

(**) Term: **14 Years**

(21) Appl. No.: **29/204,712**

(22) Filed: **May 3, 2004**

Related U.S. Application Data

(62) Division of application No. 29/193,204, filed on Nov. 5, 2003.

(51) **LOC (6) Cl.** **14-04**

(52) **U.S. Cl.** **D14/485**

(58) **Field of Search** D14/485-95; D18/24-33; D19/6; D20/11; D21/324-33; 715/700-866

(56) **References Cited**

U.S. PATENT DOCUMENTS

D278,804 S * 5/1985 Tanikawa D10/125

D306,463 S * 3/1990 Chiba D21/385
D426,525 S * 6/2000 Coleman D14/486
D467,252 S * 12/2002 Lee D14/486
D478,334 S * 8/2003 Wasko et al. D14/486
D481,041 S * 10/2003 Segal et al. D14/486
D486,499 S * 2/2004 Hayashi et al. D14/486
D492,692 S * 7/2004 Fallon et al. D14/486
D495,715 S * 9/2004 Gildred D14/486
D497,168 S * 10/2004 Hsu D14/486

* cited by examiner

Primary Examiner—M. H. Tung

(74) *Attorney, Agent, or Firm*—Cesari & McKenna LLP; John F. McKenna

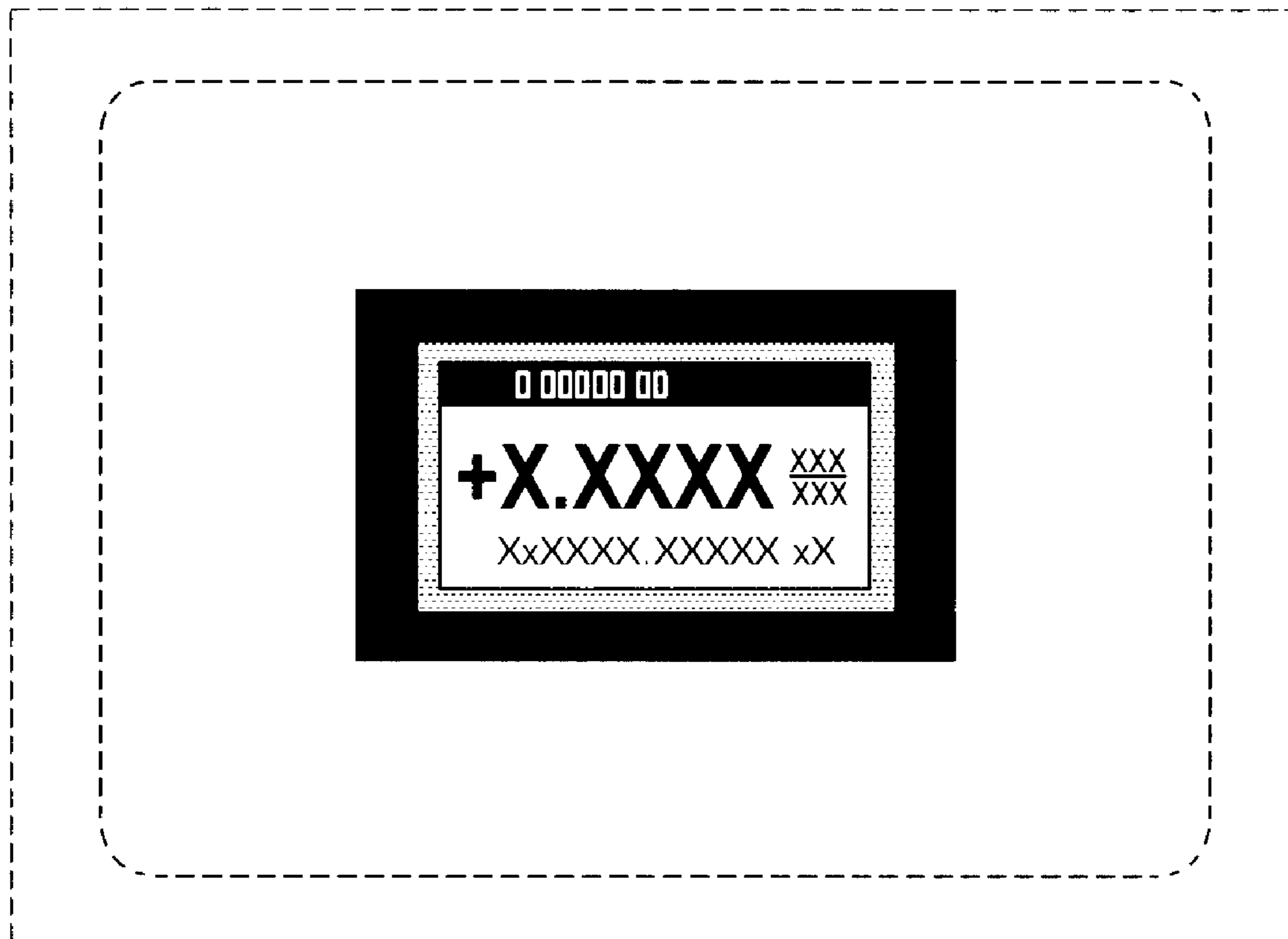
(57) **CLAIM**

The ornamental design for a user interface for a computer display, as shown and described.

DESCRIPTION

FIG. 1 is a front view of a user interface for a computer display showing the new design; and, FIG. 2 is a front view of a second embodiment thereof. The broken line drawing of a computer display is for illustrative purposes and forms no part of the design.

1 Claim, 2 Drawing Sheets



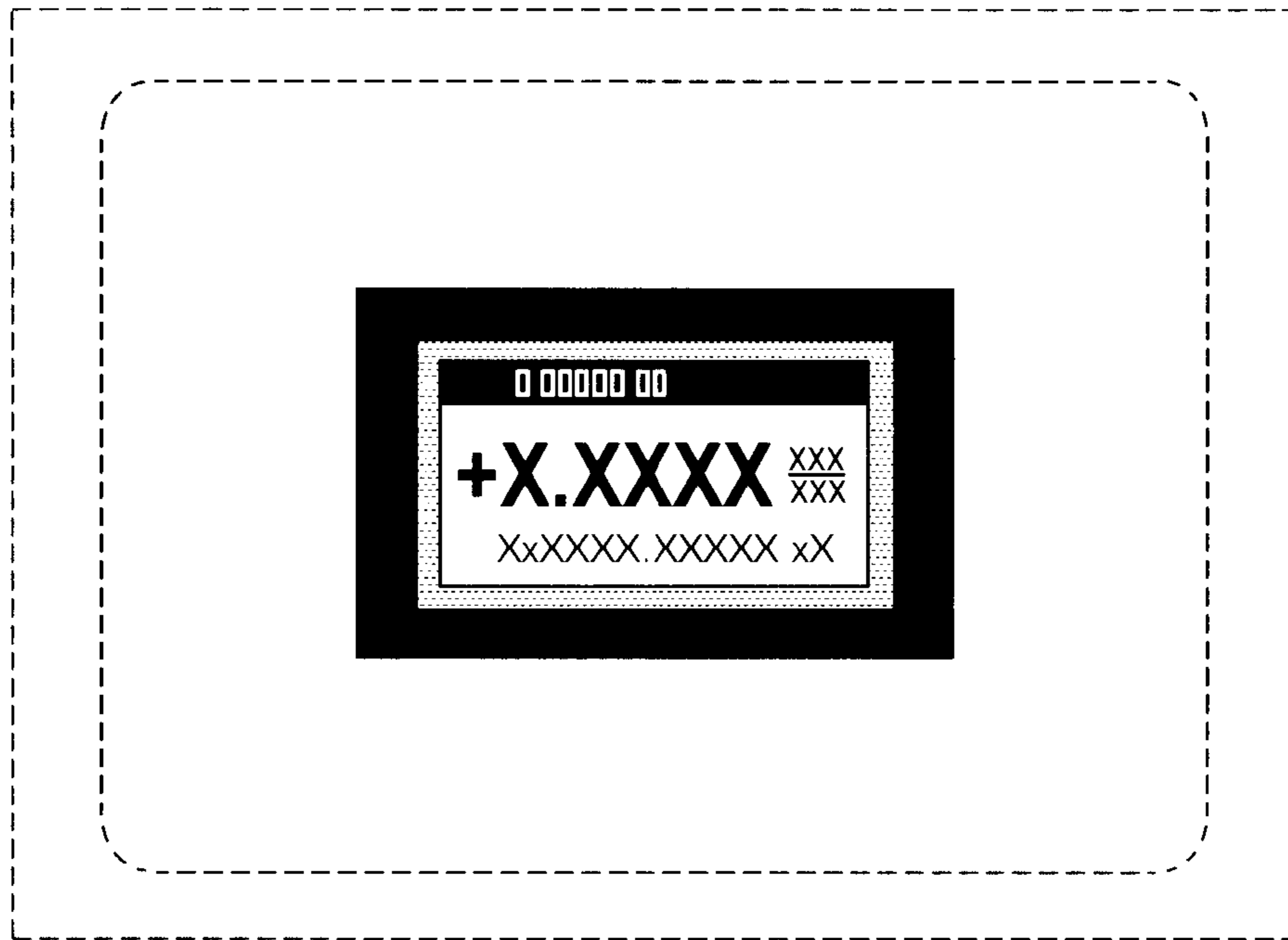


FIG. 1

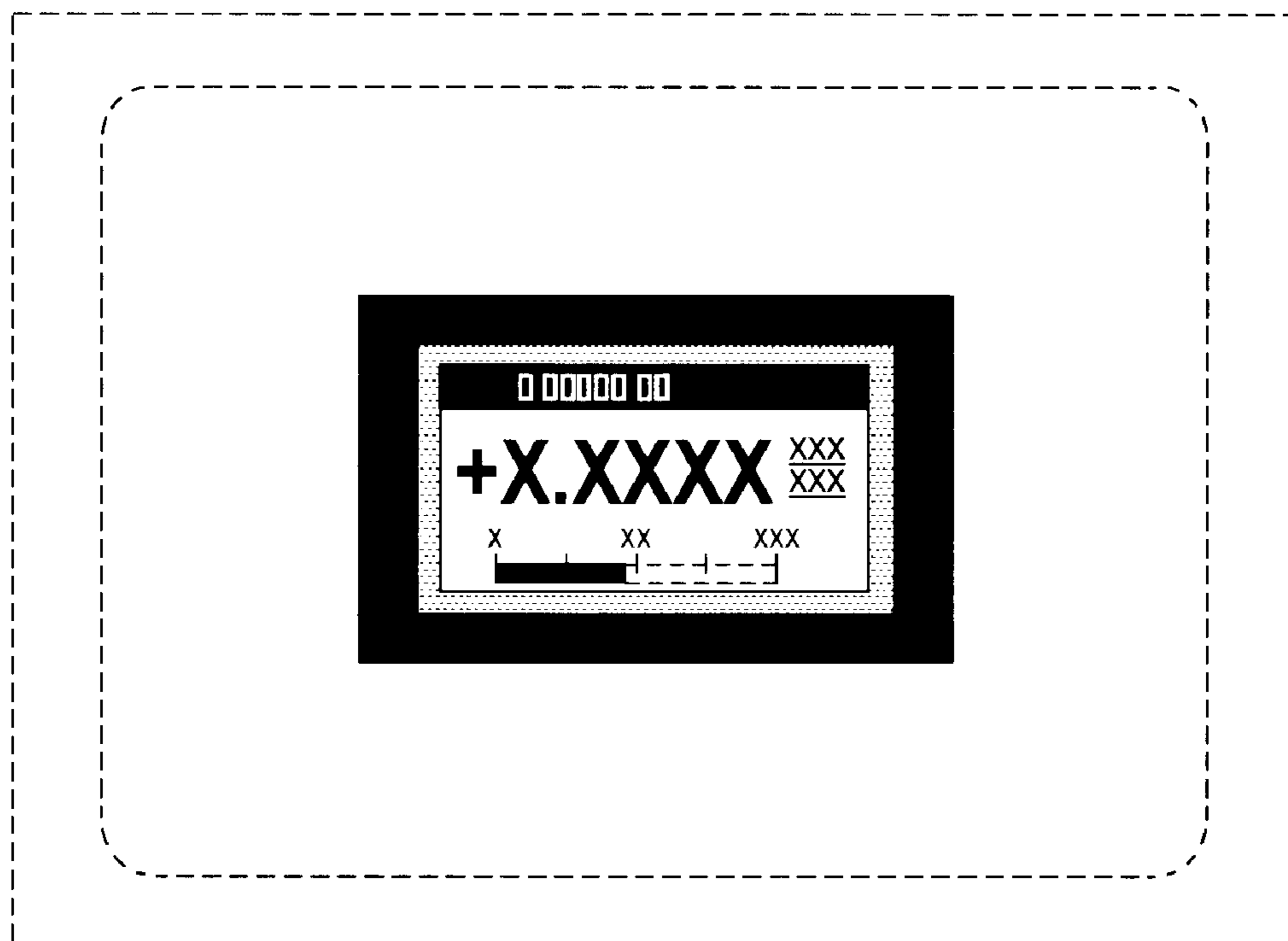


FIG. 2