



US00D512714S

(12) **United States Design Patent**
Huang et al.

(10) **Patent No.: US D512,714 S**

(45) **Date of Patent: ** Dec. 13, 2005**

(54) **NOTEBOOK COMPUTER**

6,621,691 B2 * 9/2003 Howell 361/683
D489,366 S * 5/2004 Lu D14/318

(75) Inventors: **Che-Min Huang**, Tu-Chen (TW);
Fu-Min Wang, Tu-Chen (TW);
Jing-Renn Yu, Tu-Chen (TW);
Chao-Chi Chang, Tu-Chen (TW);
Meng-Tse Tsai, Tu-Chen (TW)

* cited by examiner

Primary Examiner—Freda S. Nunn
(74) *Attorney, Agent, or Firm*—Wei Te Chung

(73) Assignee: **Hon Hai Precision Ind. Co., Ltd.**,
Taipei Hsien (TW)

(57) **CLAIM**

The ornamental design for a notebook computer, as shown and described.

(**) Term: **14 Years**

DESCRIPTION

(21) Appl. No.: **29/213,208**

FIG. 1 is a perspective view of a notebook computer of our new design;

(22) Filed: **Sep. 14, 2004**

FIG. 2 is a front elevational view thereof;

(30) **Foreign Application Priority Data**

Jul. 16, 2004 (CN) 200430062948

FIG. 3 is a rear elevational view thereof;

(51) **LOC (6) Cl.** **14-02**

FIG. 4 is a left side elevational view thereof;

(52) **U.S. Cl.** **D14/327**

FIG. 5 is a right side elevational view thereof;

(58) **Field of Search** D14/315-328;
235/145 A, 145 R; 341/22, 23; 345/104,
156, 168, 169; 361/680-686, 690-696;
400/486, 489; D18/1, 2, 7; 348/373

FIG. 6 is a top plan view thereof;

FIG. 7 is a bottom plan view thereof; and,



FIG. 8 is another perspective view thereof in the open position for explanatory purpose only and in a reduced scale, wherein the parts shown in broken lines form no part of the claimed design.

(56) **References Cited**

U.S. PATENT DOCUMENTS

D448,764 S * 10/2001 Marsalka et al. D14/345

1 Claim, 6 Drawing Sheets



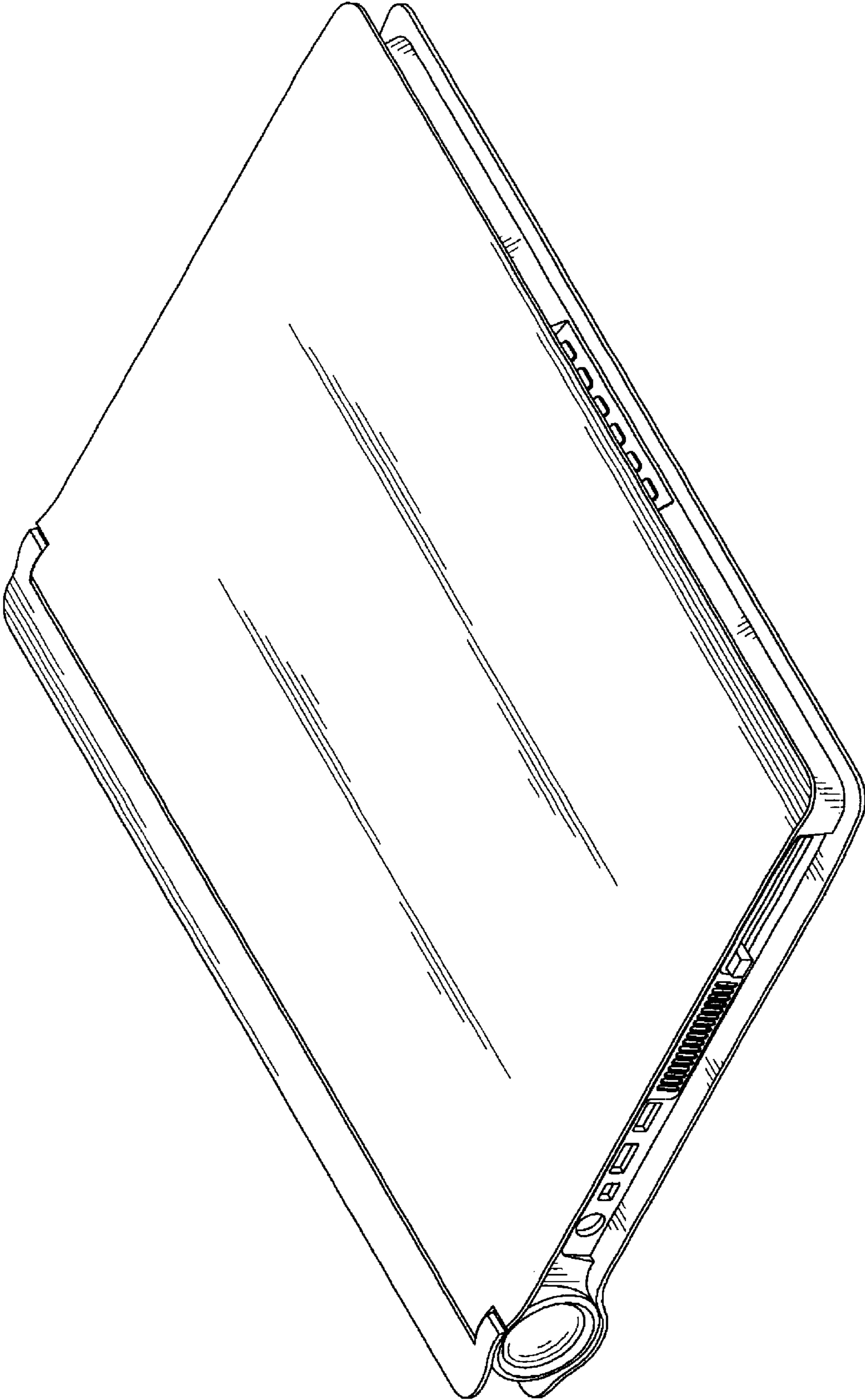


FIG. 1

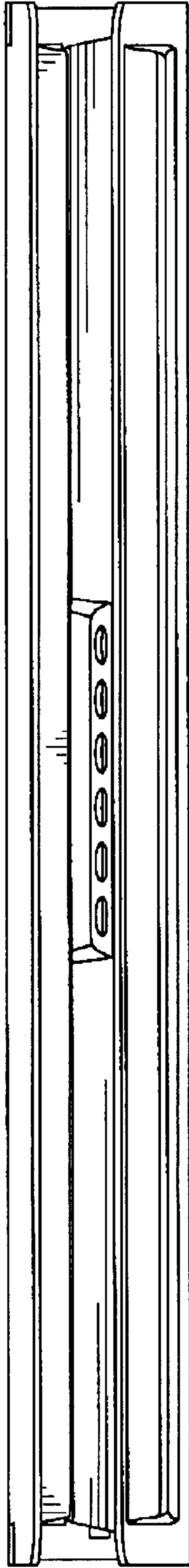


FIG. 2

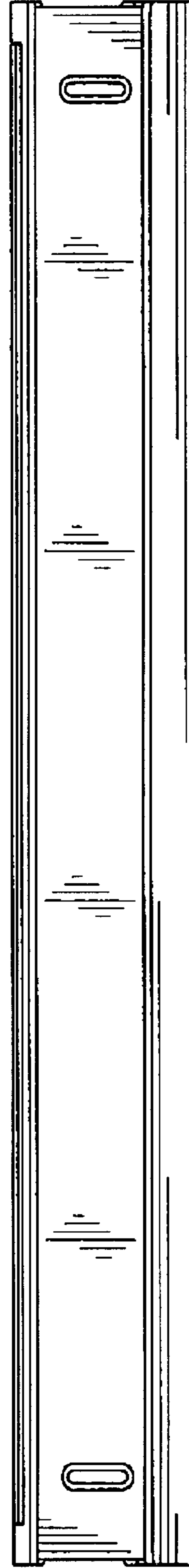


FIG. 3

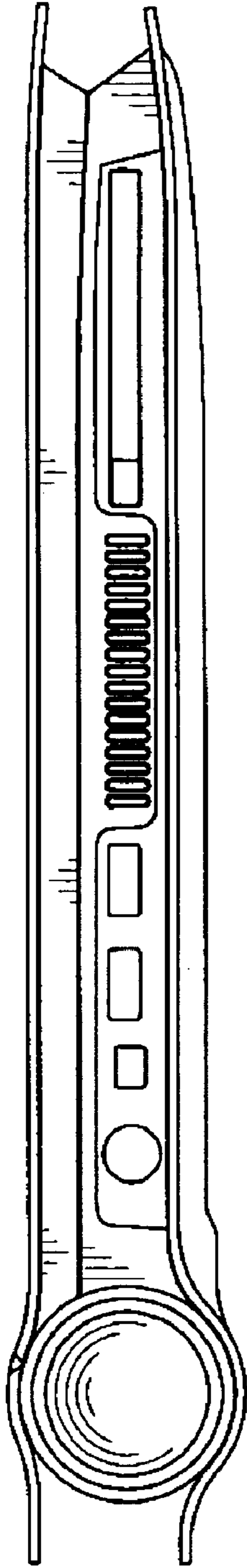


FIG. 4

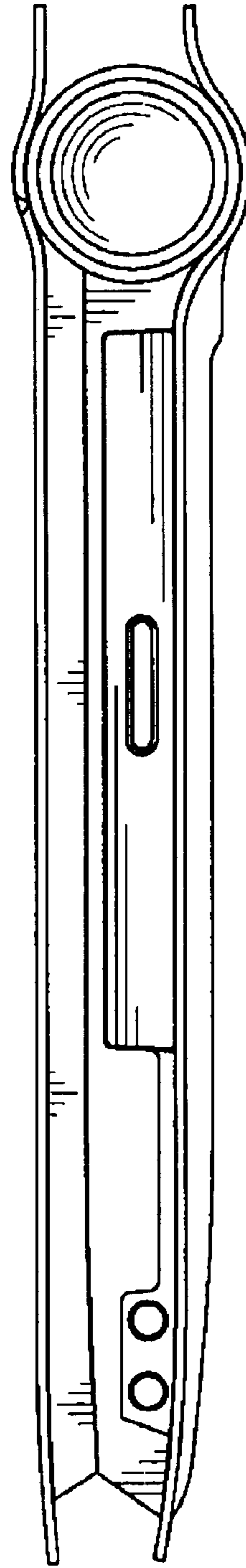


FIG. 5




FIG. 6




FIG. 7

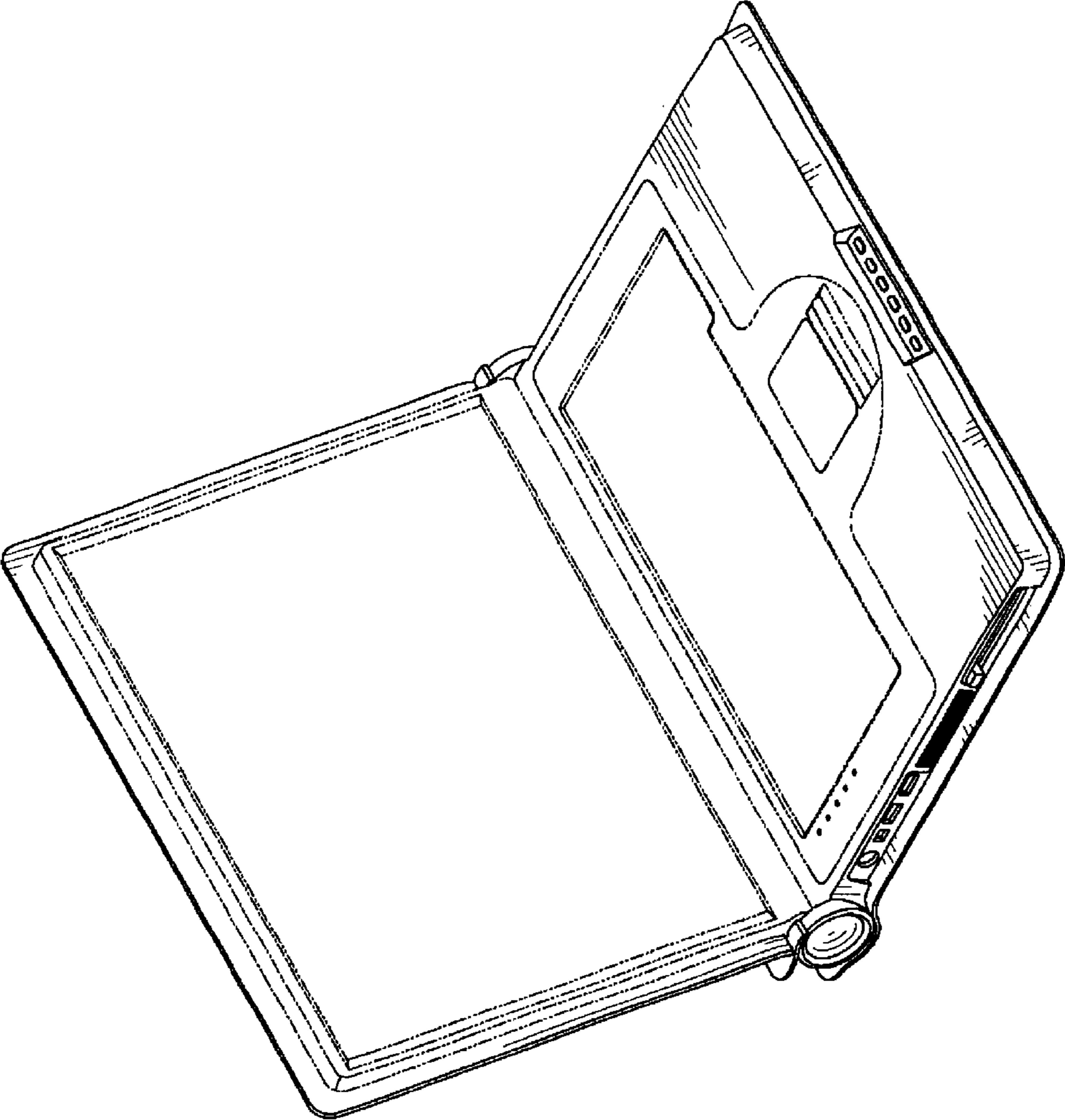


FIG. 8