



US00D512711S

(12) **United States Design Patent**  
**Skulley**

(10) **Patent No.:** **US D512,711 S**

(45) **Date of Patent:** **\*\* Dec. 13, 2005**

(54) **CONTROL POD FOR COMMUNICATIONS HEADSET**

D465,477 S \* 11/2002 Beraut et al. .... D14/218  
D479,222 S \* 9/2003 Lu ..... D14/192

(75) Inventor: **Gerald W. Skulley**, Aptos, CA (US)

\* cited by examiner

(73) Assignee: **Plantronics, Inc.**, Santa Clara, CA (US)

*Primary Examiner*—Paula A. Greene

(\*\*) Term: **14 Years**

(57) **CLAIM**

(21) Appl. No.: **29/220,698**

The ornamental design for a control pod for communications headset, as shown and described.

(22) Filed: **Jan. 4, 2005**

**DESCRIPTION**

(51) **LOC (6) Cl.** ..... **14-01**

FIG. 1 is a lower rear right perspective view of a control pod for communications headset.

(52) **U.S. Cl.** ..... **D14/223**

FIG. 2 is a lower front left perspective view of the control pod for communications headset.

(58) **Field of Search** ..... D14/168, 188,  
D14/192–198, 205, 206, 223, 299, 218,  
480; D10/104, 106; D21/333, 339; 396/57;  
455/151.1–151.4, 152.1; 348/734; D13/168;  
D16/237

FIG. 3 is a top plan view of the control pod for communications headset.

FIG. 4 is a bottom plan view of the control pod for communications headset.

(56) **References Cited**

**U.S. PATENT DOCUMENTS**

- D405,796 S \* 2/1999 Uehara ..... D14/218
- D408,821 S \* 4/1999 Takahashi ..... D14/218
- D415,115 S \* 10/1999 Kawashima ..... D13/168
- D432,524 S \* 10/2000 Yamagishi ..... D14/218
- D450,337 S \* 11/2001 Hamamura ..... D16/237
- D462,945 S \* 9/2002 Skulley ..... D14/218
- D463,787 S \* 10/2002 Beraut et al. .... D14/218
- D465,476 S \* 11/2002 Golding et al. .... D14/217

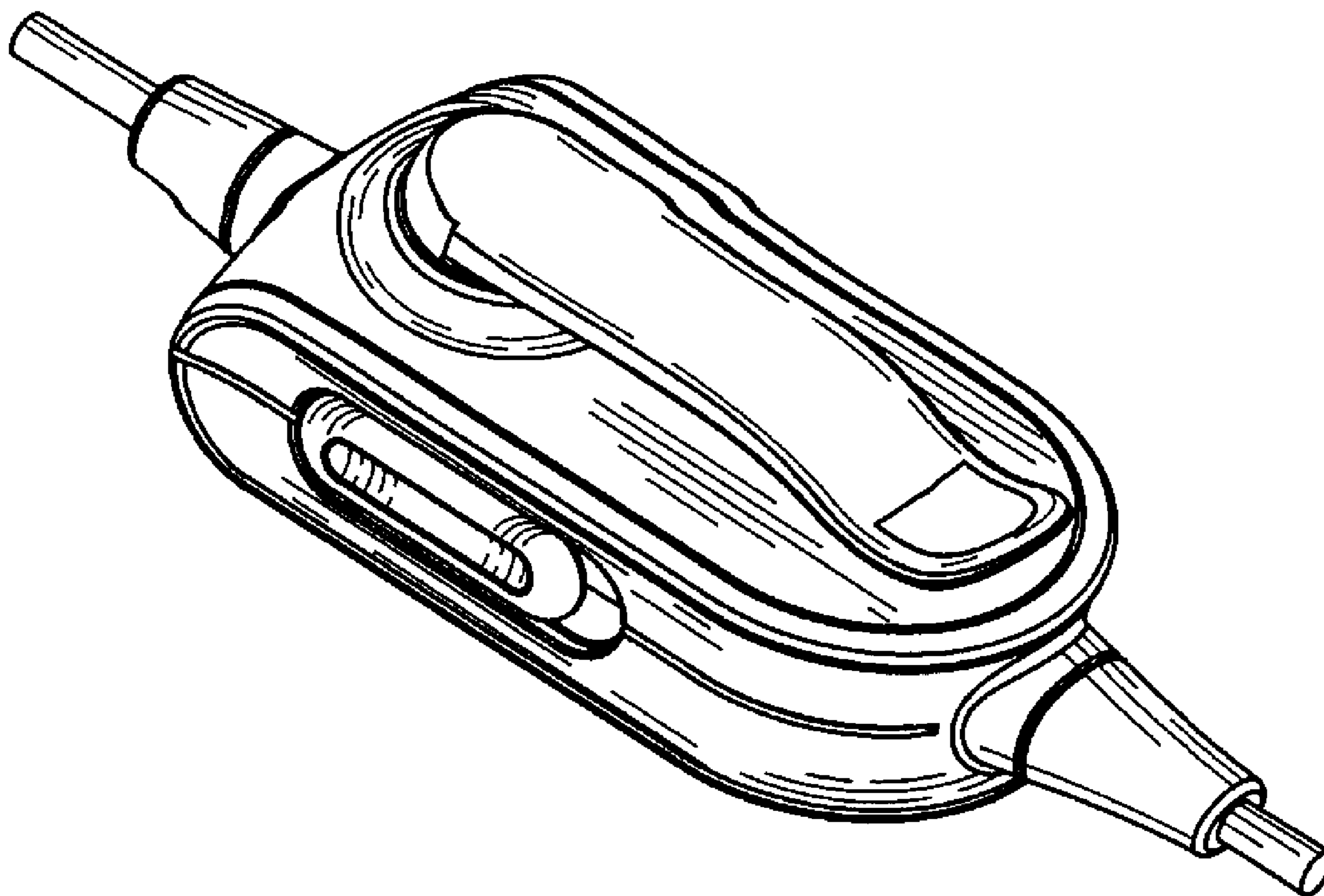
FIG. 5 is a rear elevational view of the control pod for communications headset.

FIG. 6 is a front elevational view of the control pod for communications headset.

FIG. 7 is a left side elevational view of the control pod for communications headset; and,

FIG. 8 is a right side elevational view of the control pod for communications headset.

**1 Claim, 2 Drawing Sheets**



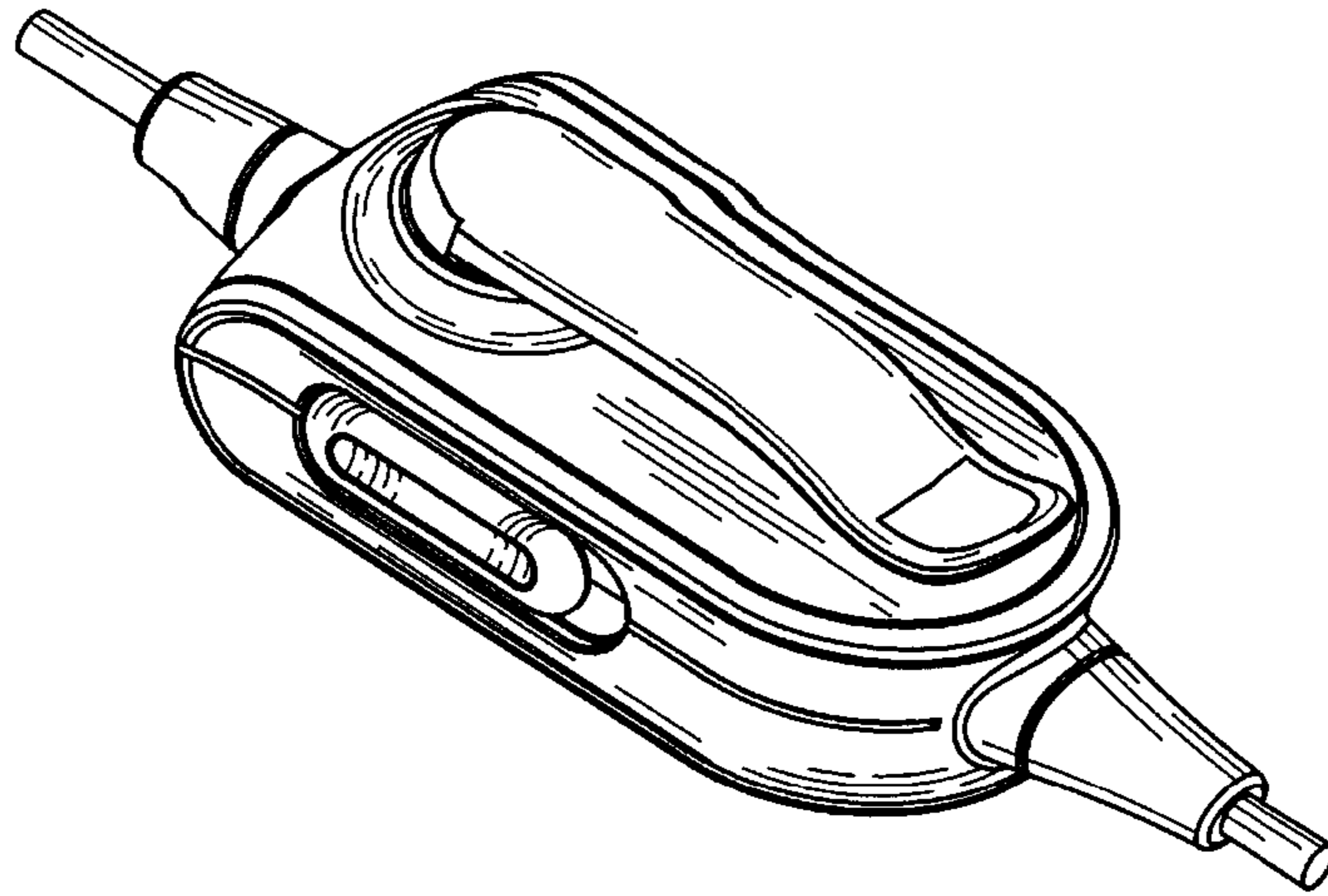


FIG. 1

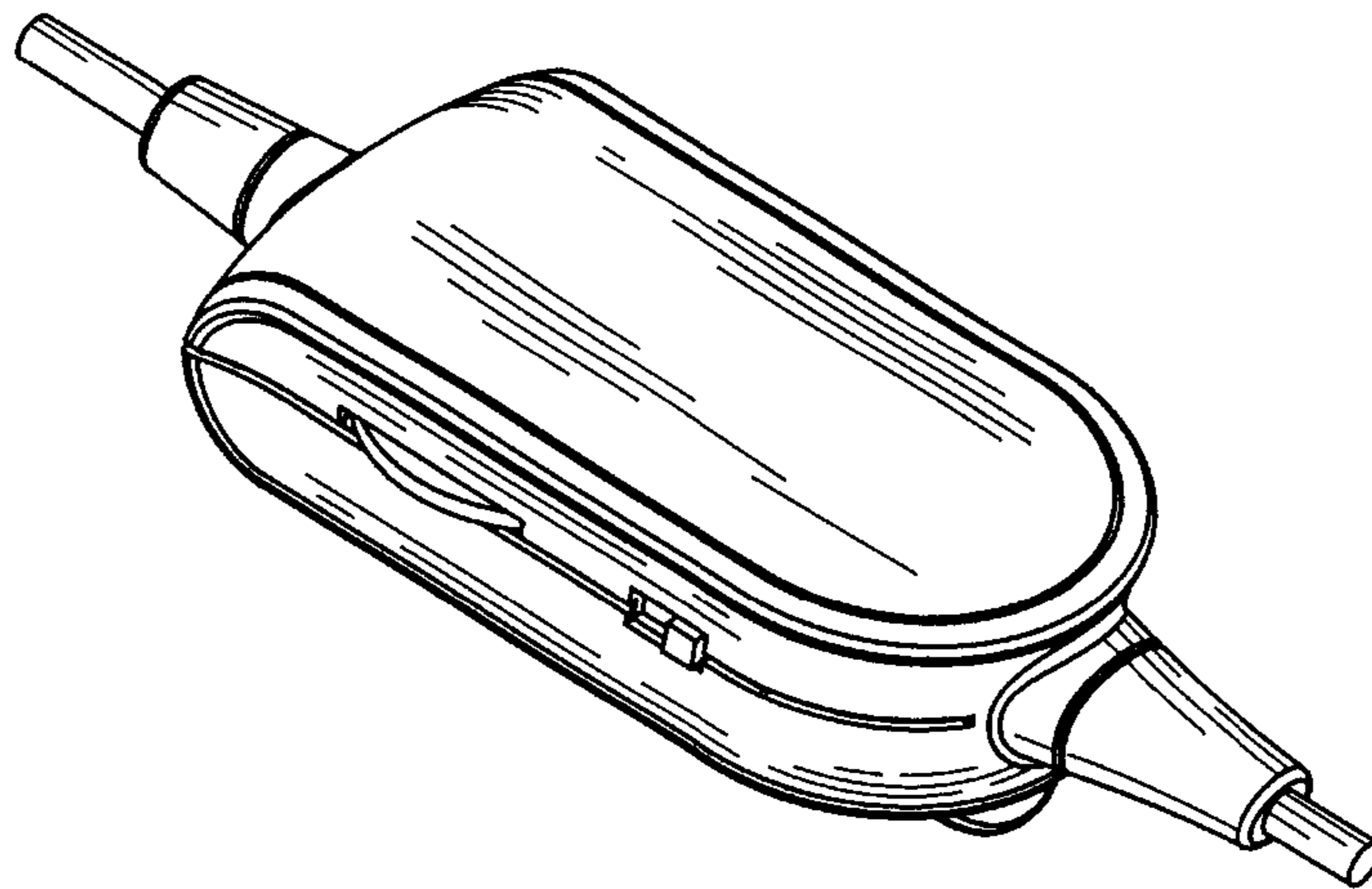


FIG. 2

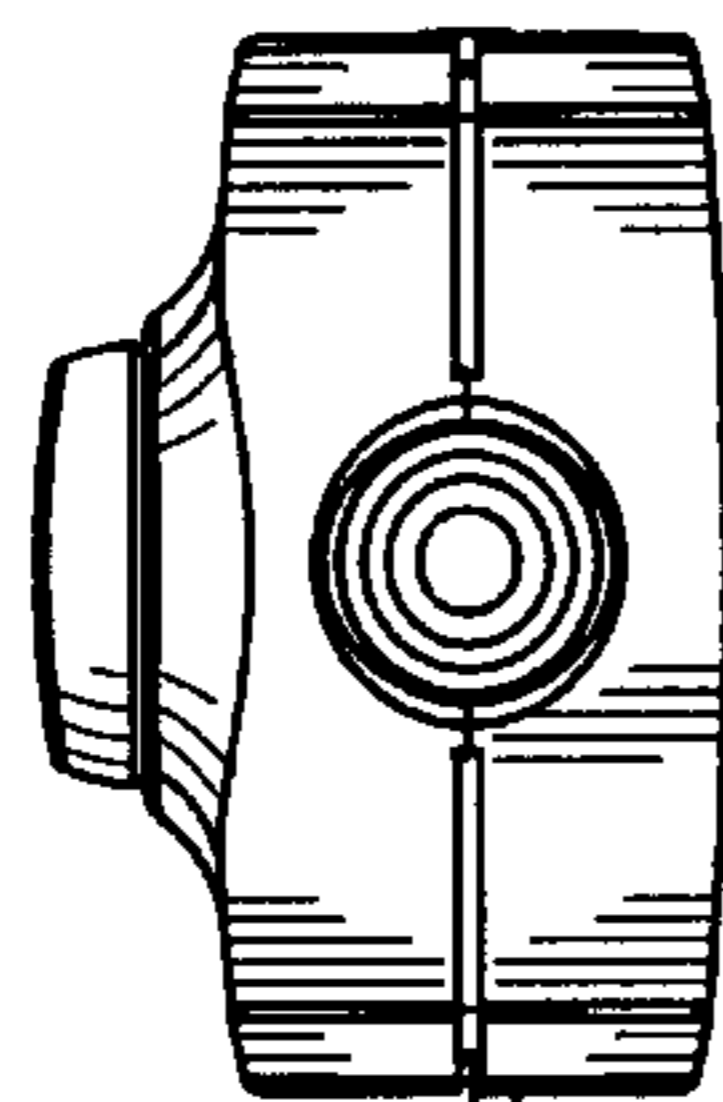


FIG. 3




FIG. 4

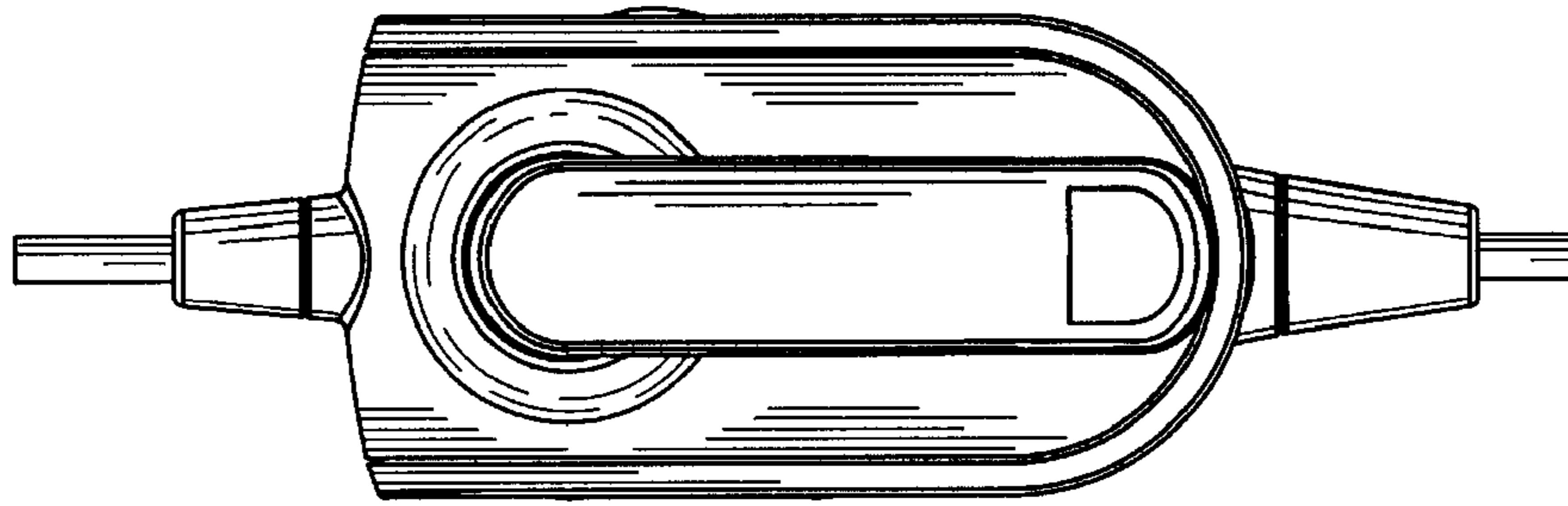


FIG. 5




FIG. 6

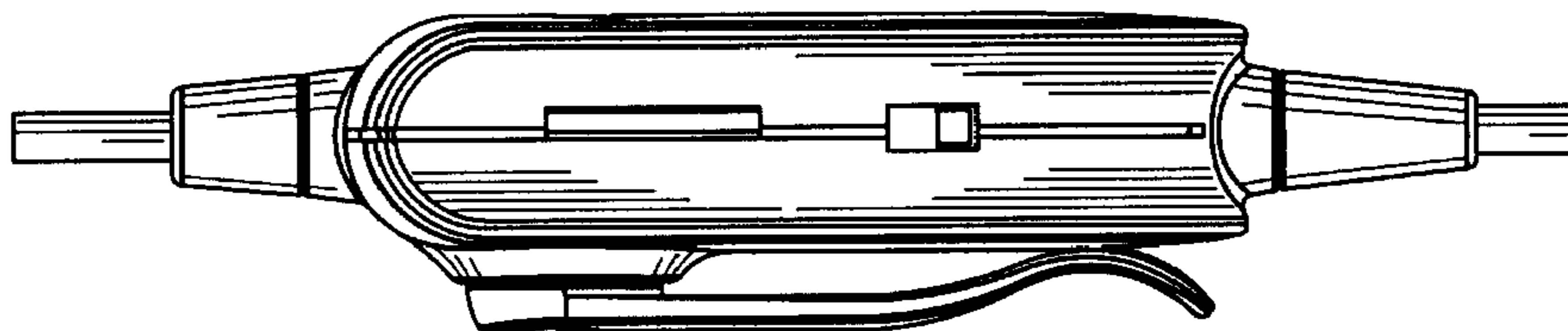


FIG. 7

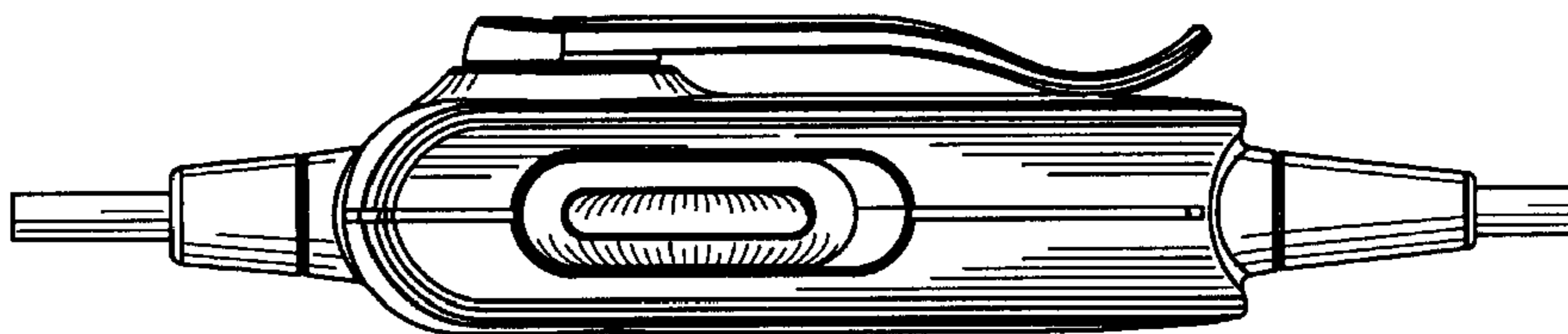


FIG. 8

UNITED STATES PATENT AND TRADEMARK OFFICE  
**CERTIFICATE OF CORRECTION**

PATENT NO. : Des. 512,711 S  
DATED : December 13, 2005  
INVENTOR(S) : Skulley

Page 1 of 1

It is certified that error appears in the above-identified patent and that said Letters Patent is hereby corrected as shown below:

Title page.

Item [73], Assignee, "Santa Clara" should read -- Santa Cruz --.

Signed and Sealed this

Twenty-first Day of February, 2006

A handwritten signature in black ink on a light gray dotted background. The signature reads "Jon W. Dudas" in a cursive style.

JON W. DUDAS

*Director of the United States Patent and Trademark Office*