



US00D512700S

(12) **United States Design Patent**
Sonoda

(10) **Patent No.:** **US D512,700 S**
(45) **Date of Patent:** **** Dec. 13, 2005**

(54) **DIGITAL VIDEO DISC RECORDER**

(75) Inventor: **Toshiyuki Sonoda**, Tokyo (JP)

(73) Assignee: **Pioneer Corporation**, Tokyo (JP)

(**) Term: **14 Years**

(21) Appl. No.: **29/207,568**

(22) Filed: **Jun. 16, 2004**

(30) **Foreign Application Priority Data**

Dec. 19, 2003 (JP) 2003-037603

(51) **LOC (6) Cl.** **14-01**

(52) **U.S. Cl.** **D14/136**

(58) **Field of Search** D14/135-136,
D14/156-157, 160-165, 167-168, 192-198,
188, 217, 257, 258, 445; 360/99.02, 99.07;
369/75.11, 75.21, 77.21, 77.11; 720/612,
619, 647, 655; 455/344, 347-351

(56) **References Cited**

U.S. PATENT DOCUMENTS

D323,497 S * 1/1992 Byun D14/135
D429,706 S * 8/2000 Miyazaki D14/135
D472,534 S * 4/2003 Ueno et al. D14/136
D483,728 S * 12/2003 Kim D14/136

FOREIGN PATENT DOCUMENTS

JP 1177088 S 6/2003
JP 1177249 S 6/2003

JP 1182399 S 8/2003
JP 1183762 S 9/2003
JP 1183763 S 9/2003
JP 1183865 S 9/2003

OTHER PUBLICATIONS

Catalog of Pioneer's product issued Jun. 1999.
Catalog of Pioneer's product issued May 2000.
Catalog of Pioneer's product issued Nov. 2003.
Catalog of Pioneer's product issued Dec. 2003.

* cited by examiner

Primary Examiner—Nanda Bondade

(74) *Attorney, Agent, or Firm*—Sughrue Mion, PLLC

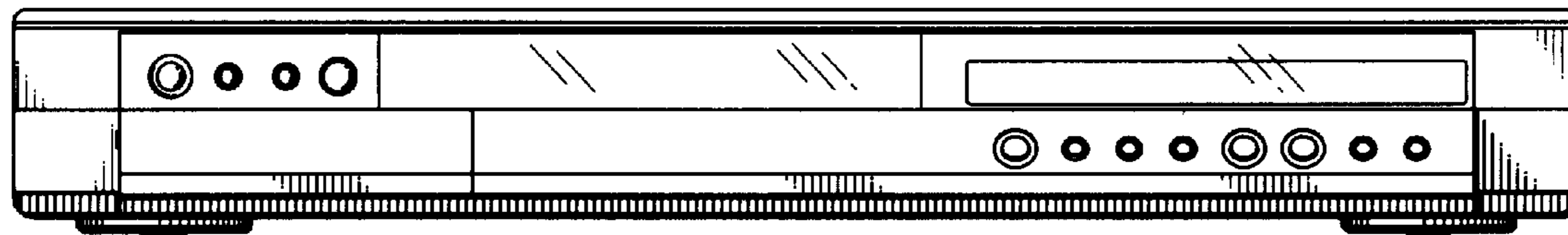
(57) **CLAIM**

The ornamental design for a digital video disc recorder, as shown and described.

DESCRIPTION

FIG. 1 is a front elevational view of a digital video disc recorder showing my new design;
FIG. 2 is a rear elevational view thereof;
FIG. 3 is a right side elevational view thereof;
FIG. 4 is a left side elevational view thereof;
FIG. 5 is a top plan view thereof;
FIG. 6 is a bottom plan view thereof;
FIG. 7 is a perspective view of the top, front and right side thereof; and,
FIG. 8 is a perspective view similar to FIG. 7 with the video disc holder in the open position.

1 Claim, 5 Drawing Sheets



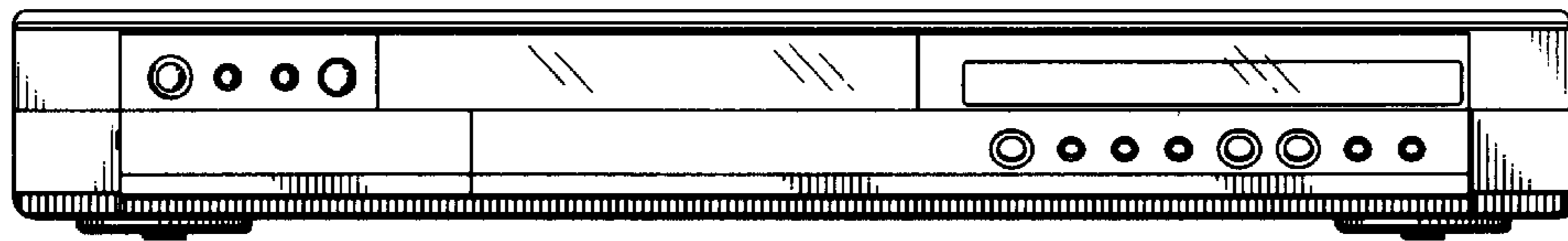


FIG. 1



FIG. 2



FIG. 3

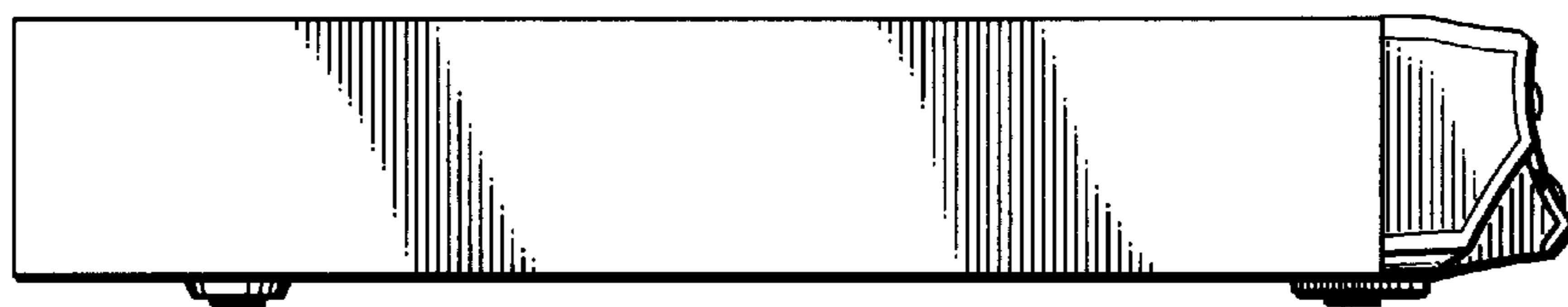


FIG. 4

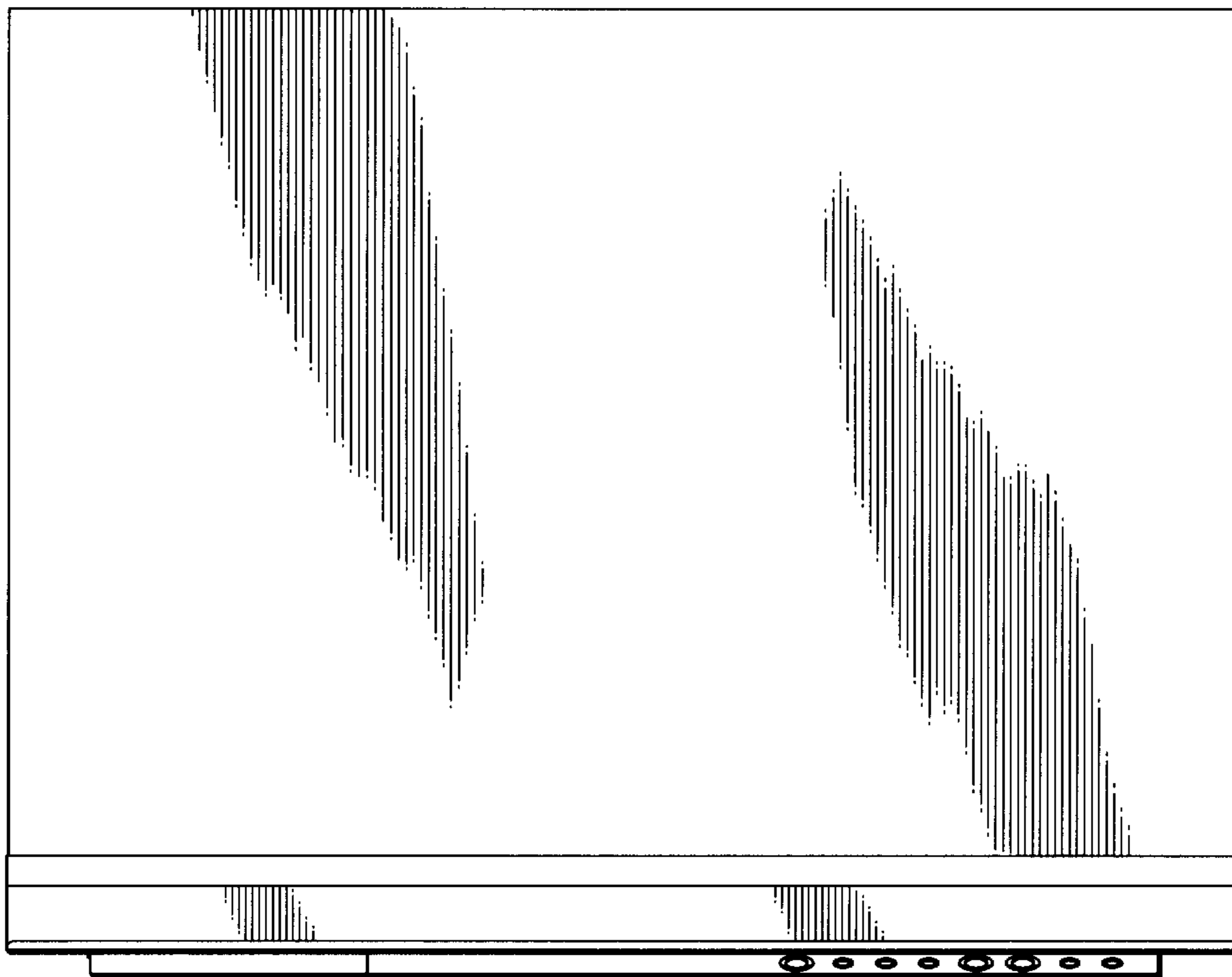


FIG. 5

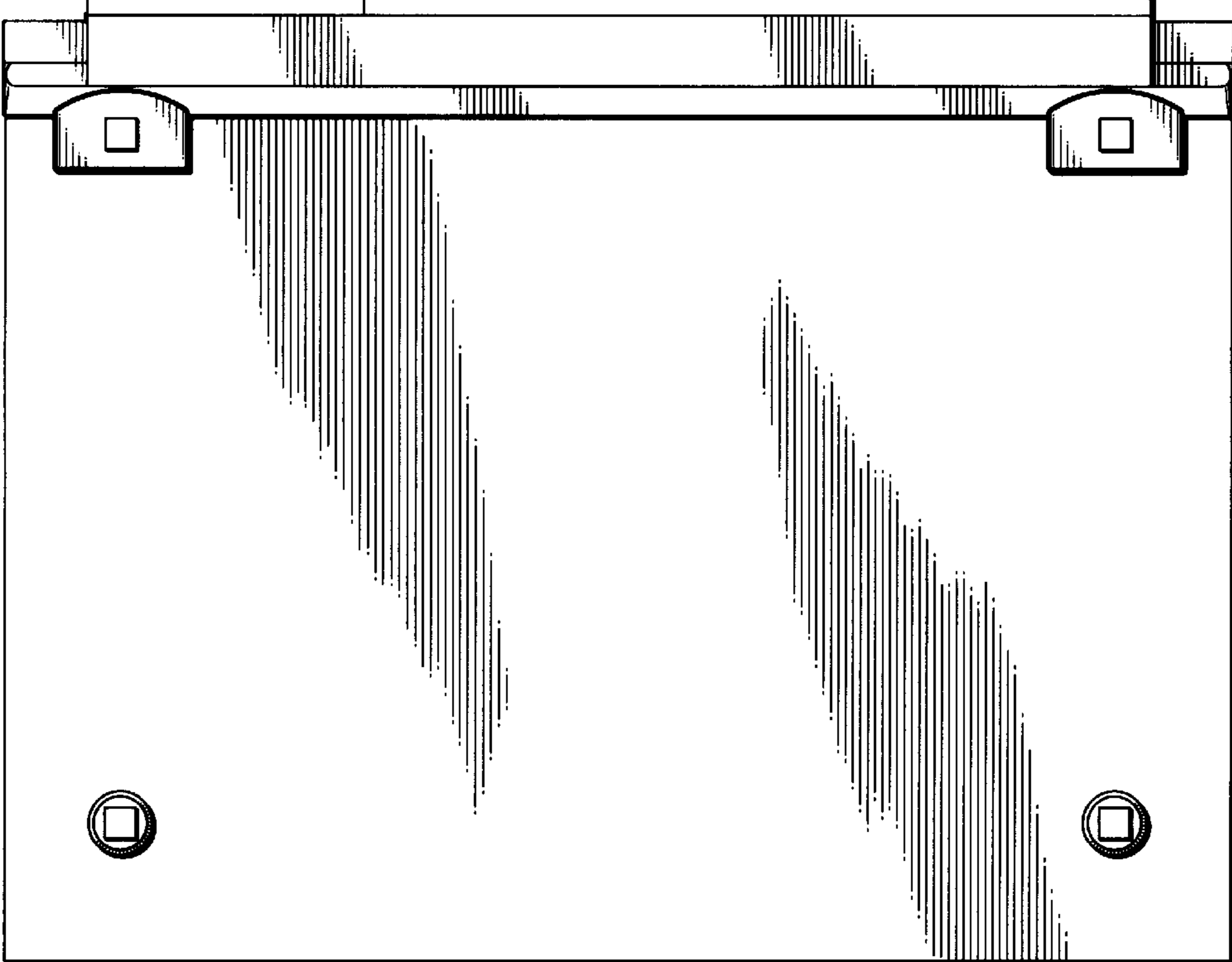


FIG. 6

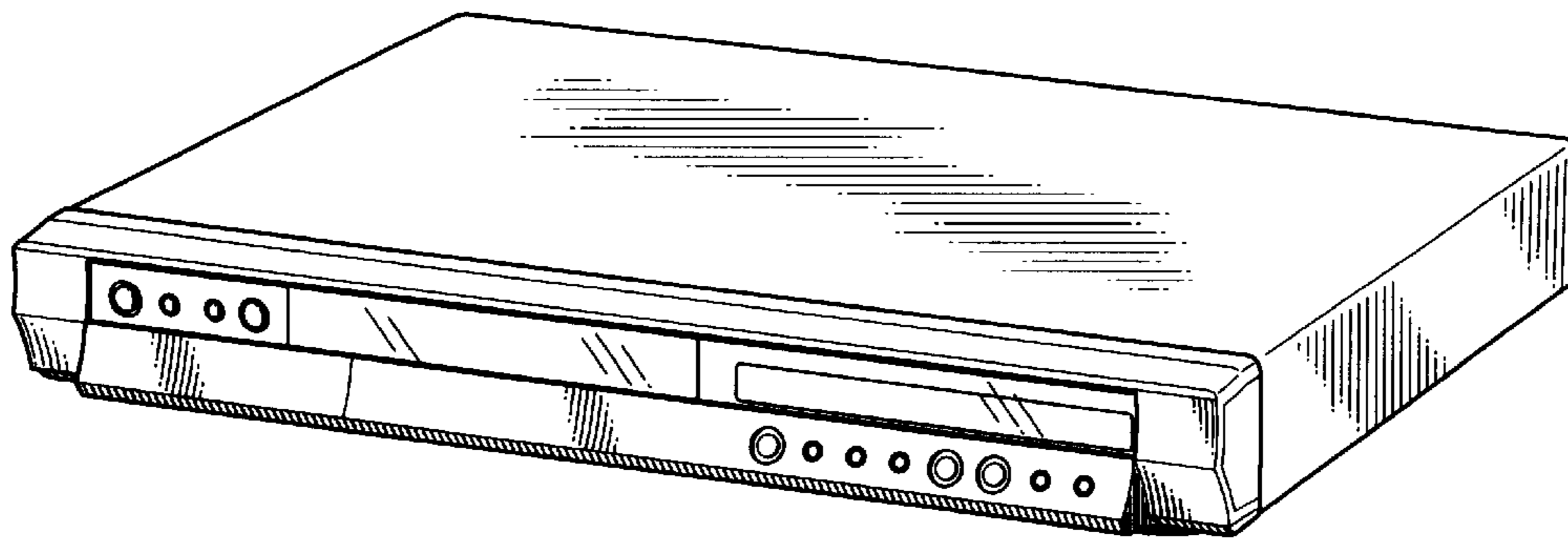


FIG. 7

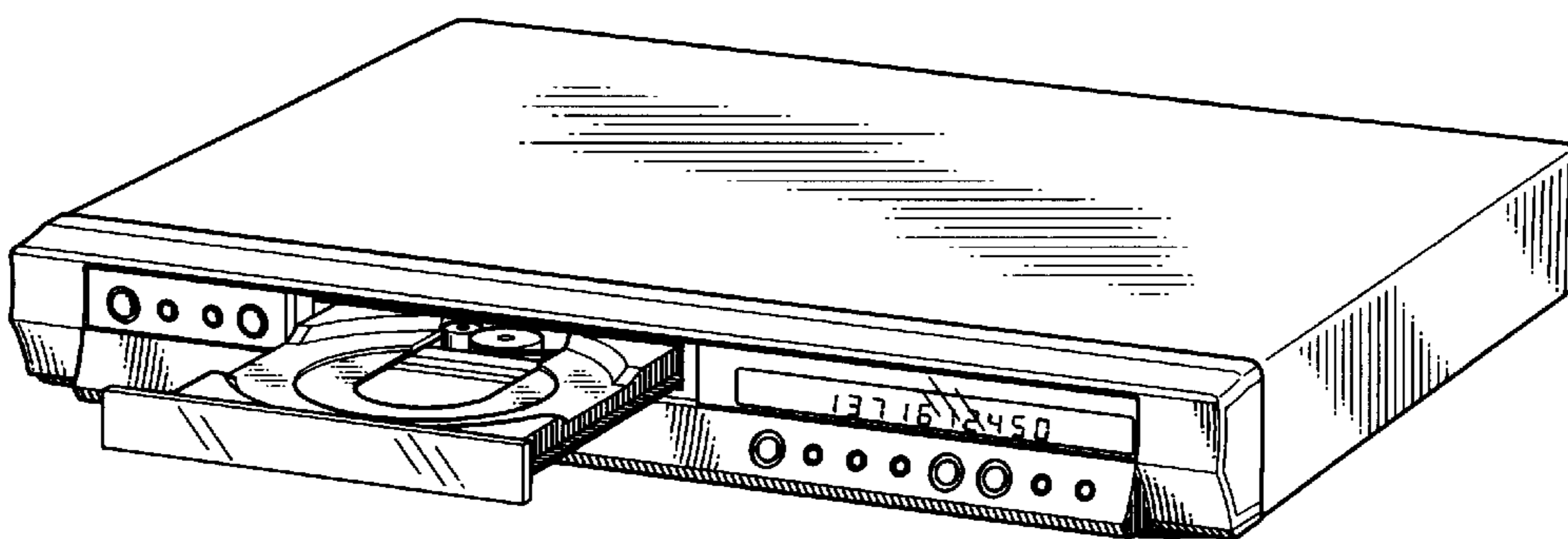


FIG. 8