



US00D512696S

(12) **United States Design Patent**  
**Nurmi et al.**

(10) **Patent No.: US D512,696 S**  
(45) **Date of Patent: \*\* Dec. 13, 2005**

(54) **CASING FOR AN ELECTRONIC UNIT**

(75) Inventors: **Jukka Nurmi, Helsinki (FI); Pekka Rantanen, Helsinki (FI)**

(73) Assignee: **ABB Oy, Helsinki (FI)**

(\*\*) Term: **14 Years**

(21) Appl. No.: **29/189,964**

(22) Filed: **Sep. 15, 2003**

(30) **Foreign Application Priority Data**

Mar. 14, 2003 (FI) ..... M-20030110

(51) **LOC (6) Cl. .... 13-03**

(52) **U.S. Cl. .... D13/184; D13/162**

(58) **Field of Search** ..... D13/162, 162.1,  
D13/184; D14/100, 102, 240; 174/50, 52.1,  
58; 312/223.1, 223.2; 220/3.8, 4.02; 361/679,  
692, 695, 724, 730

(56) **References Cited**

**U.S. PATENT DOCUMENTS**

D269,605 S \* 7/1983 Provanzano et al. .... D13/162.1  
D287,360 S \* 12/1986 Lehmann ..... D13/184

D365,086 S \* 12/1995 Spechts ..... D13/184  
D366,458 S \* 1/1996 Pearson et al. .... D13/162.1  
5,666,268 A \* 9/1997 Rix et al. .... 361/692  
D389,809 S \* 1/1998 Tirrell ..... D13/184  
D503,931 S \* 4/2005 Kauranen et al. .... D13/184

\* cited by examiner

*Primary Examiner*—Stella Reid

*Assistant Examiner*—Selina Sikder

(74) *Attorney, Agent, or Firm*—Birch, Stewart, Kolasch & Birch, LLP.

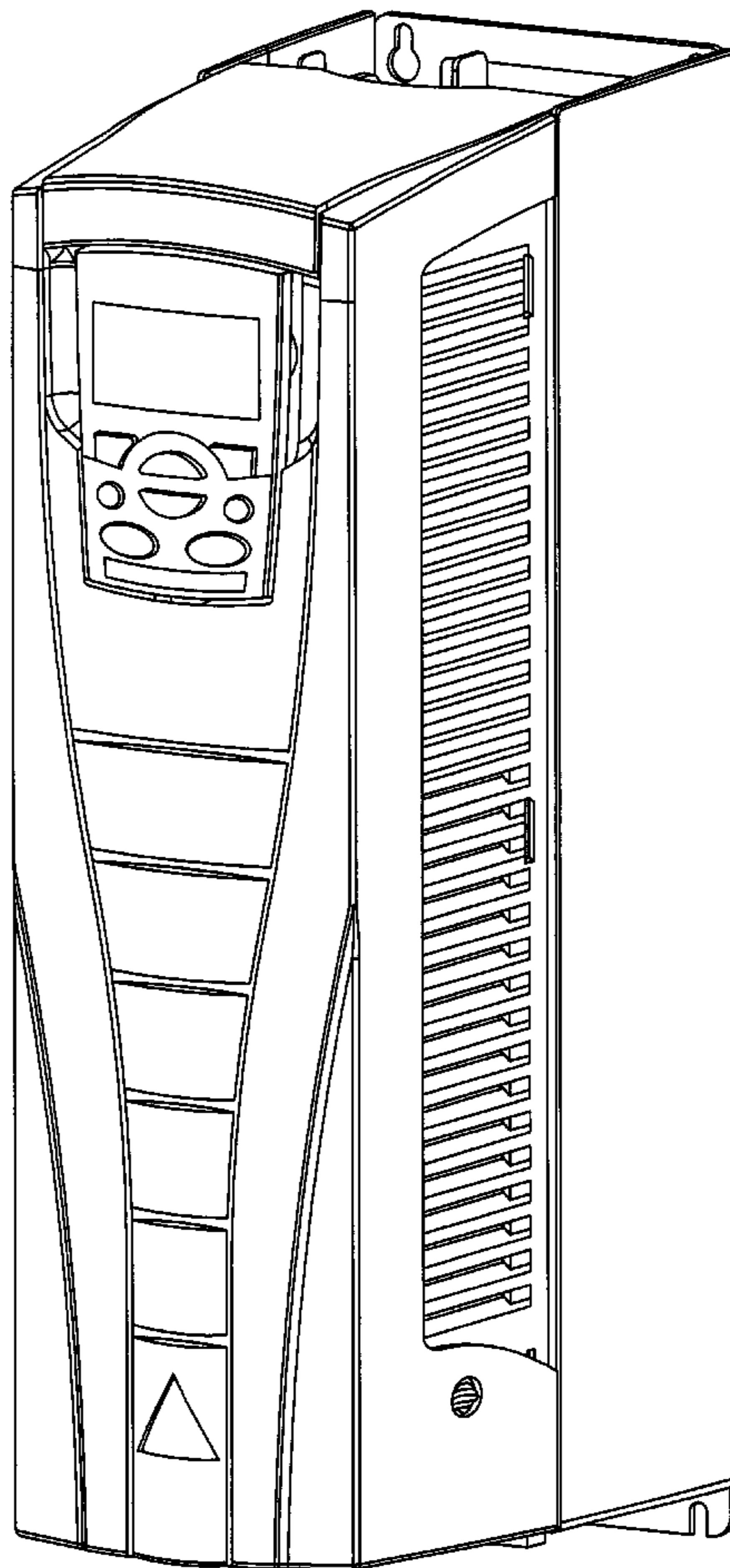
(57) **CLAIM**

The ornamental design for a casing for an electronic unit, as shown and described.

**DESCRIPTION**

FIG. 1 is a front, right, top perspective view of an casing for an electronic unit showing our new design;  
FIG. 2 is a back, left bottom perspective view thereof;  
FIG. 3 is a top plan view thereof;  
FIG. 4 is a left side view thereof;  
FIG. 5 is a right side view thereof;  
FIG. 6 is a front elevational view thereof; and,  
FIG. 7 is rear elevational view thereof.

**1 Claim, 7 Drawing Sheets**



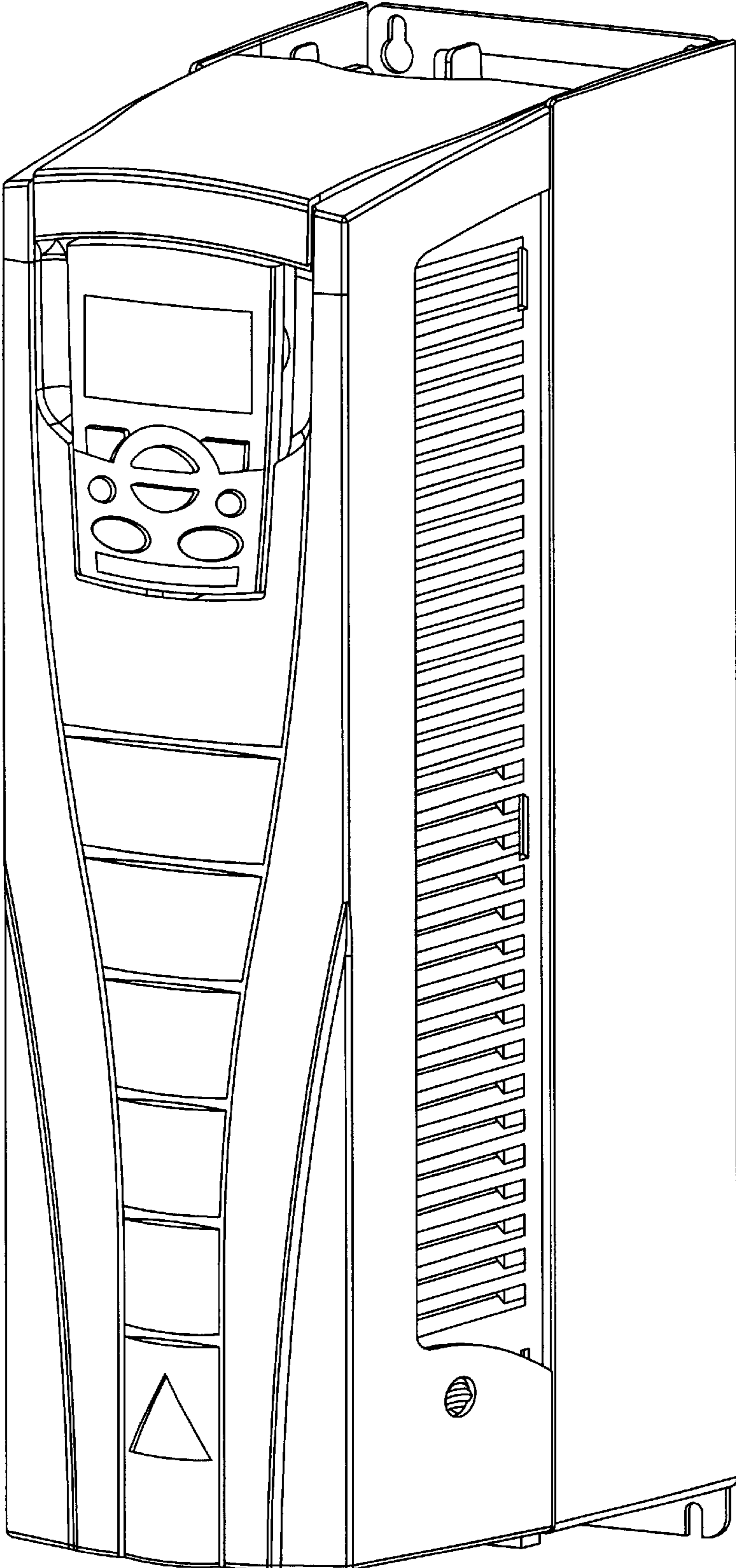


FIG. 1

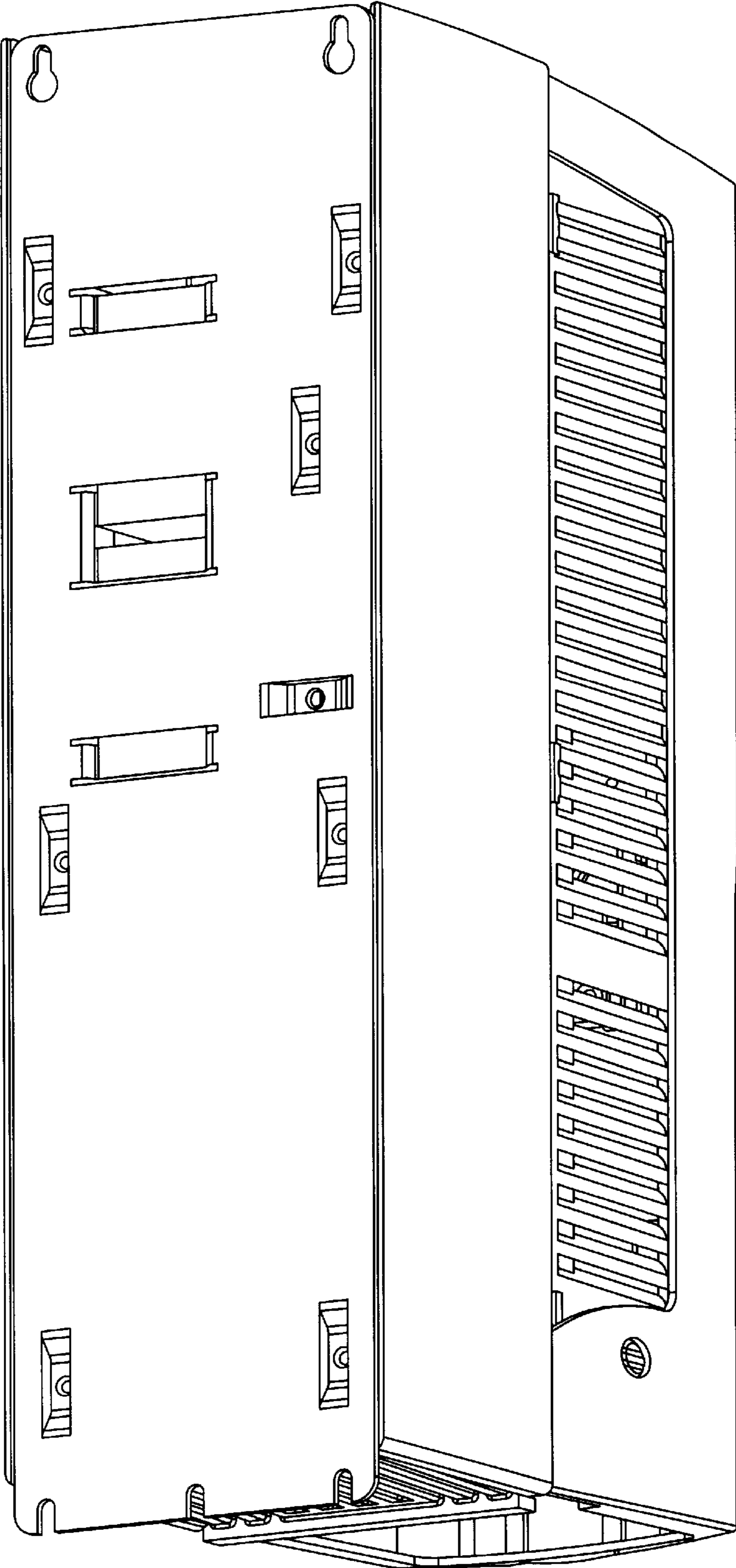


FIG.2

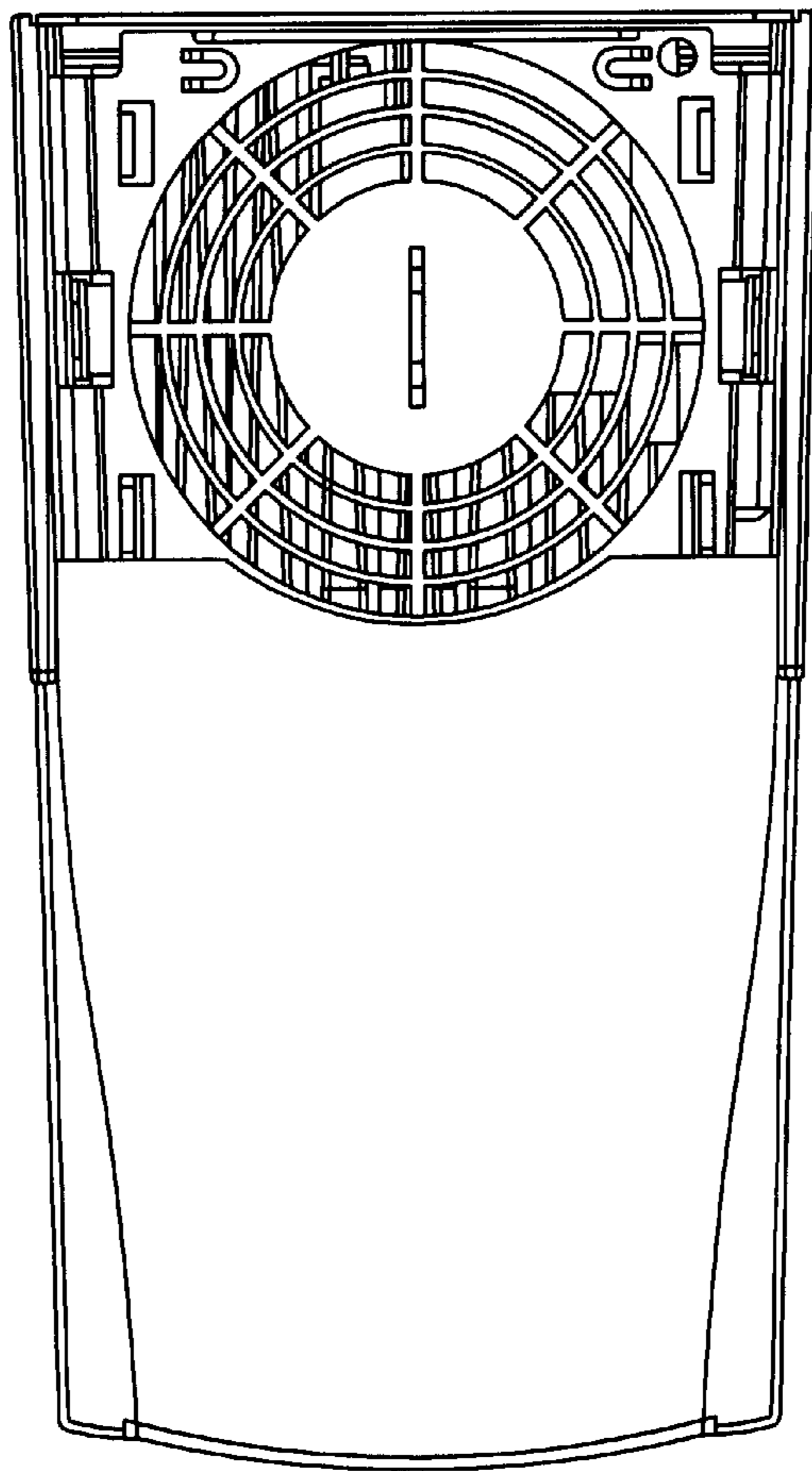


FIG.3




FIG.4




FIG.5

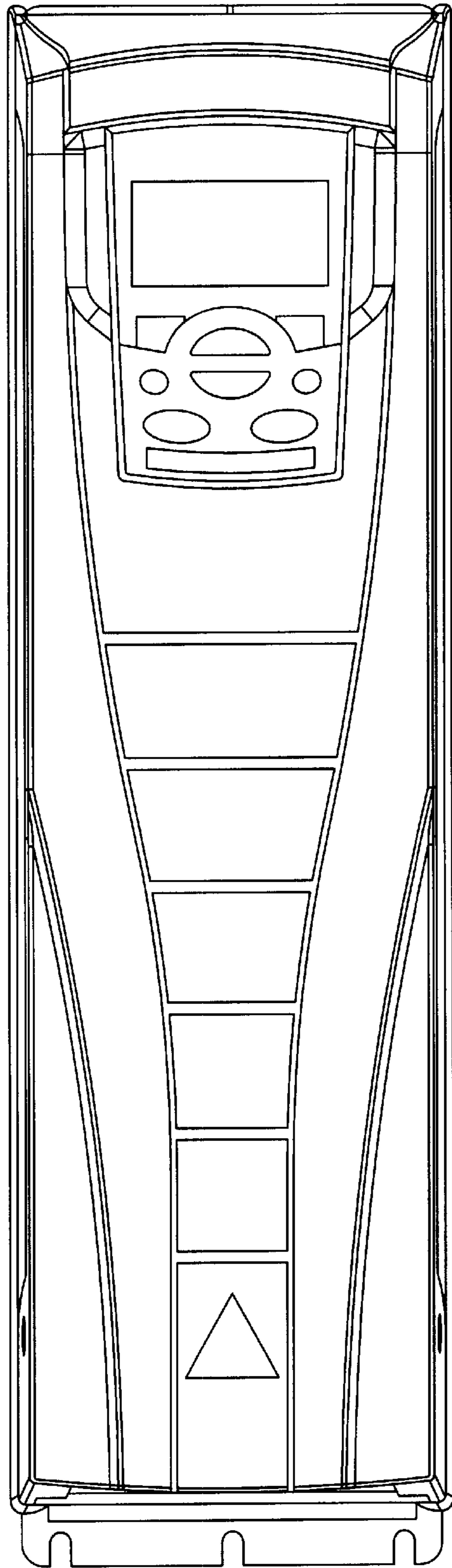


FIG.6

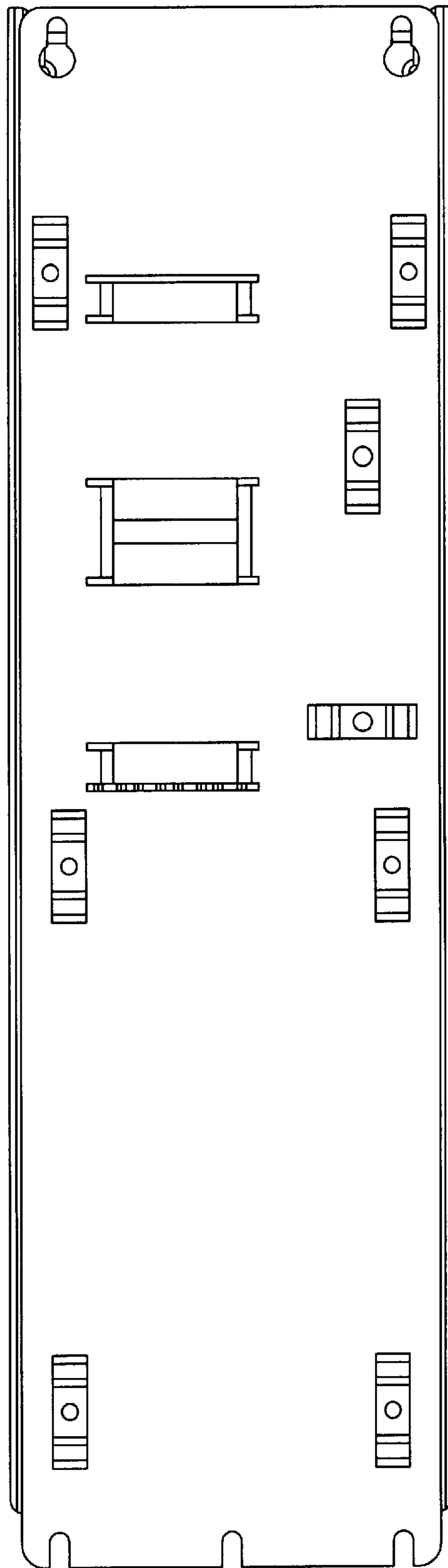


FIG.7