



US00D512694S

(12) **United States Design Patent**
Kim et al.

(10) **Patent No.: US D512,694 S**

(45) **Date of Patent: ** Dec. 13, 2005**

(54) **LIGHT-EMITTING DIODE**

(75) Inventors: **Chang Wook Kim**, Kyungki-do (KR);
Seon Goo Lee, Kyungki-do (KR);
Kyung Taeg Han, Kyungki-do (KR)

(73) Assignee: **Samsung Electro-Mechanics Co., Ltd.**
(KR)

(**) Term: **14 Years**

(21) Appl. No.: **29/220,220**

(22) Filed: **Dec. 27, 2004**

(30) **Foreign Application Priority Data**

Jun. 30, 2004 (KR) 30-2004-0019638

(51) **LOC (6) Cl. 13-03**

(52) **U.S. Cl. D13/180**

(58) **Field of Search** D13/180; D26/2;
257/79, 80, 81, 82, 88, 89, 95, 98, 99,
100, 433, 434, 666; 313/483, 498, 500;
361/820; 362/235, 555, 800; 372/45

(56) **References Cited**

U.S. PATENT DOCUMENTS

6,586,721 B2 * 7/2003 Estevez-Garcia 250/221
D491,899 S * 6/2004 Yagi D13/180

D505,398 S * 5/2005 Nakashima D13/180
2003/0116769 A1 * 6/2003 Song et al. 257/79
2004/0079957 A1 * 4/2004 Andrews et al. 257/100
2005/0023538 A1 * 2/2005 Ishii et al. 257/79
2005/0110123 A1 * 5/2005 Waitl et al. 257/678

FOREIGN PATENT DOCUMENTS

JP 30-0312850 A 3/2003

* cited by examiner

Primary Examiner—Stella Reid

Assistant Examiner—Selina Sikder

(74) *Attorney, Agent, or Firm*—The Webb Law Firm

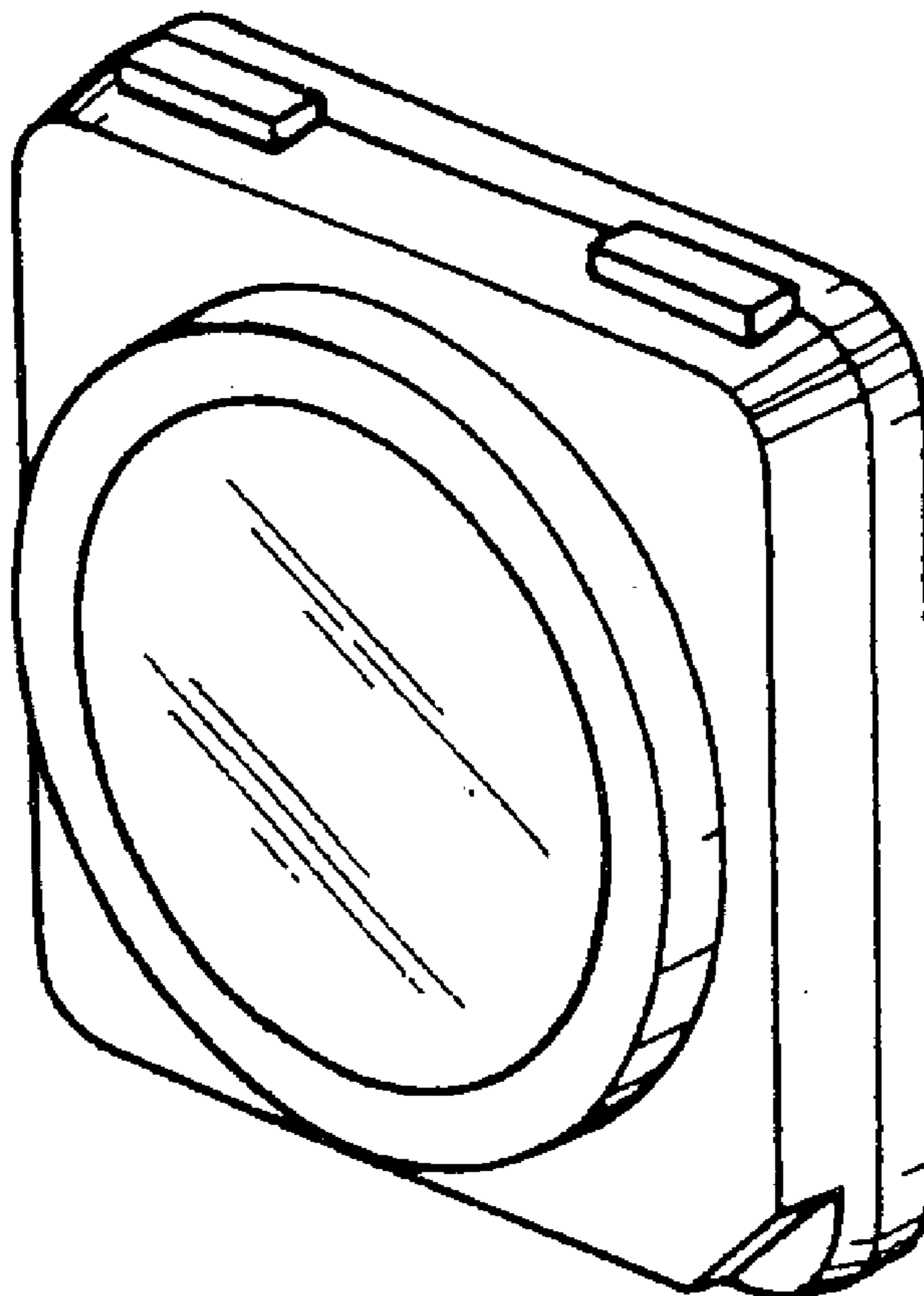
(57) **CLAIM**

The ornamental design for a light-emitting diode, as shown and described.

DESCRIPTION

FIG. 1 is a perspective view of a light-emitting diode;
FIG. 2 is a front view thereof;
FIG. 3 is a rear view thereof;
FIG. 4 is a left side view thereof;
FIG. 5 is a right side view thereof;
FIG. 6 is a top plan view thereof; and,
FIG. 7 is a bottom view thereof.

1 Claim, 1 Drawing Sheet



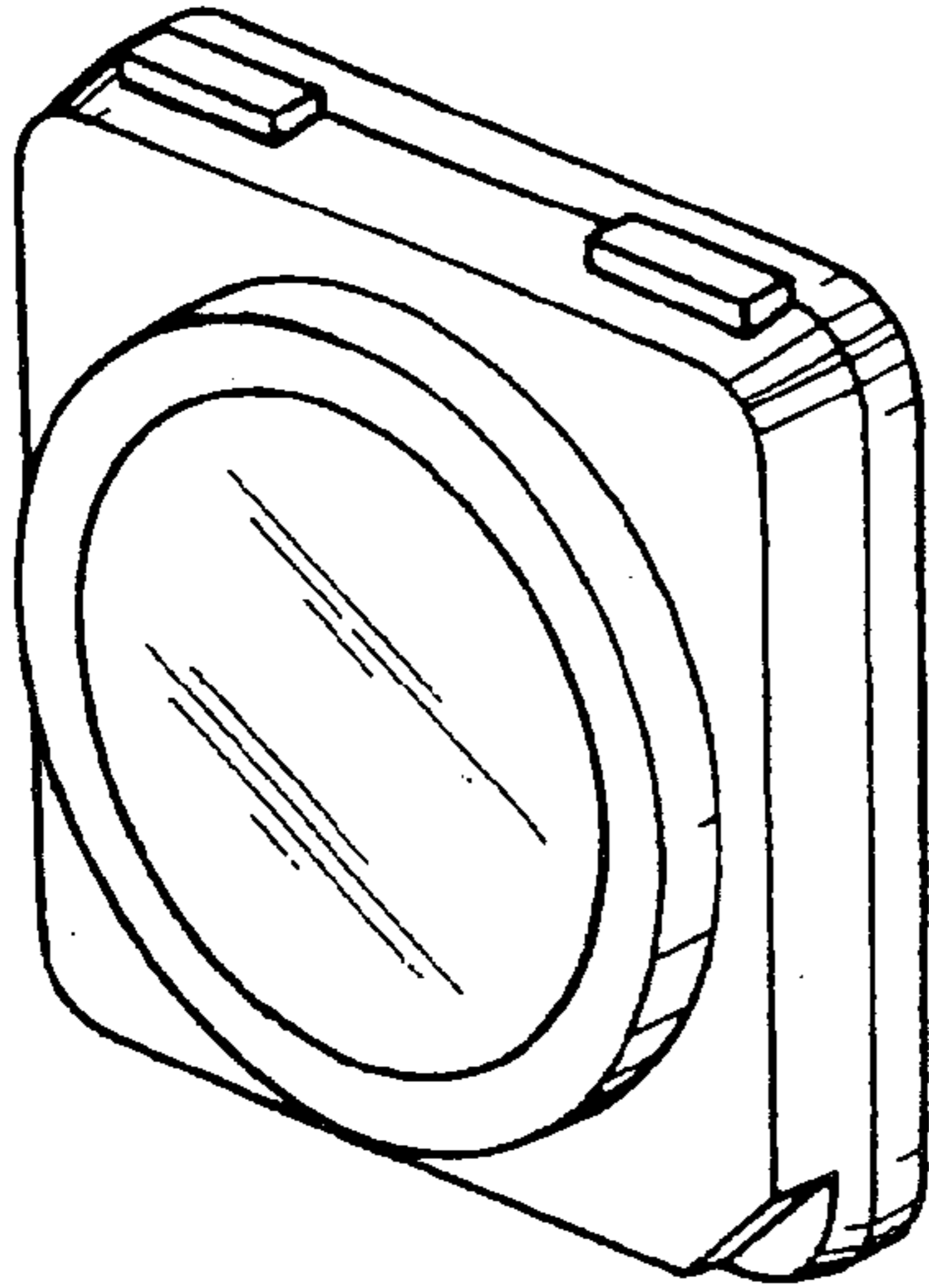


FIG. 1

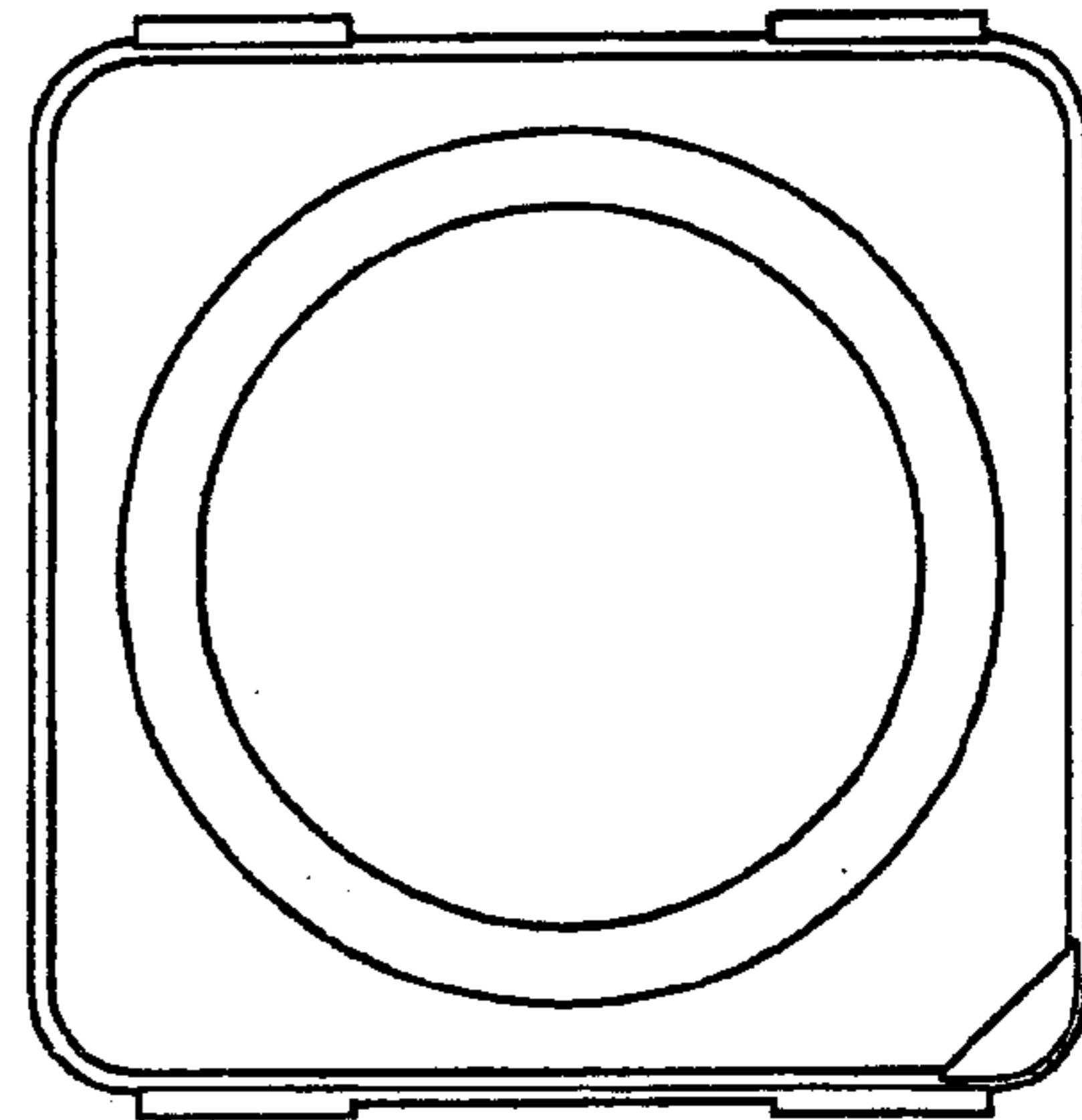


FIG. 2

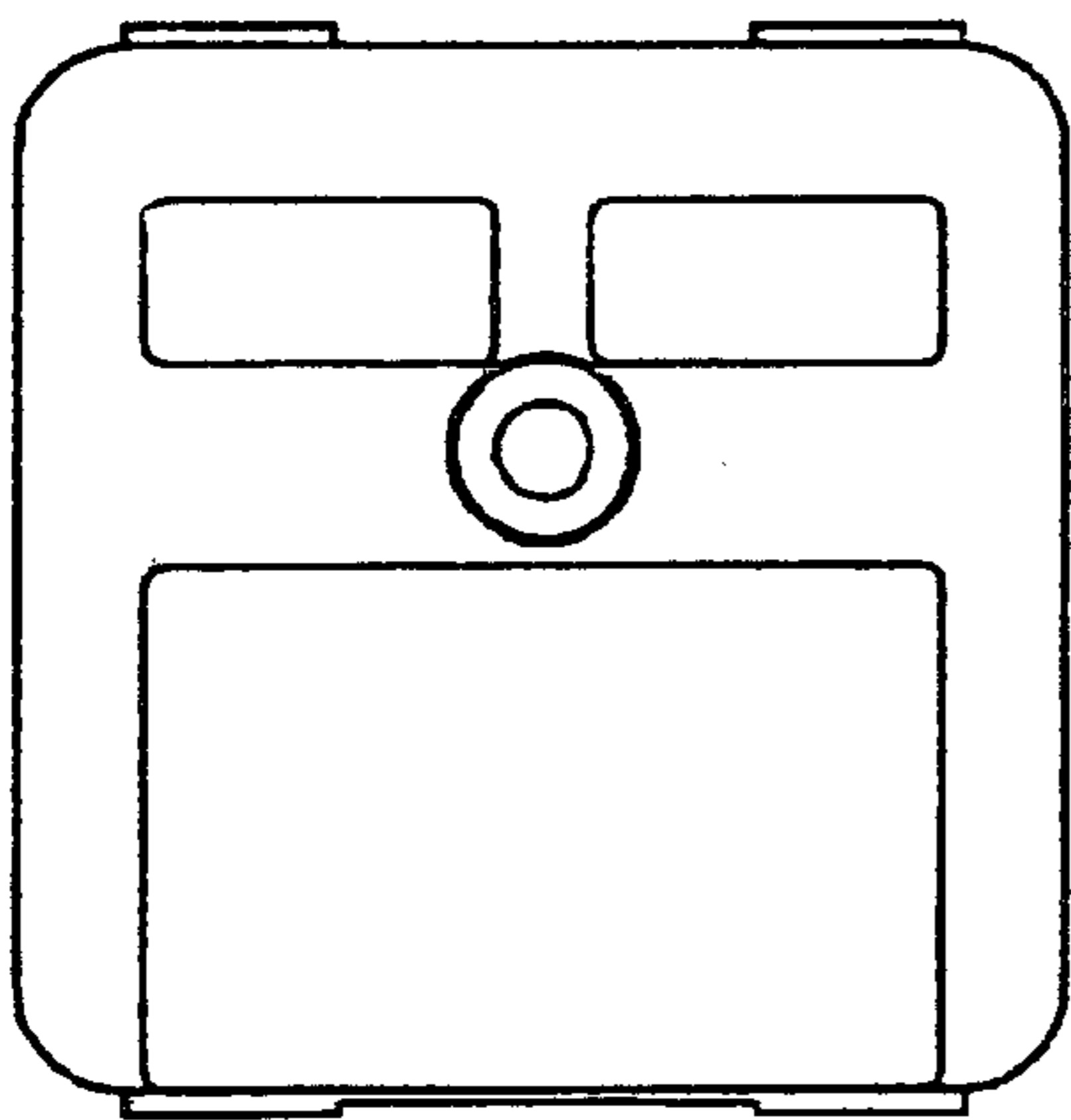


FIG. 3




FIG. 4

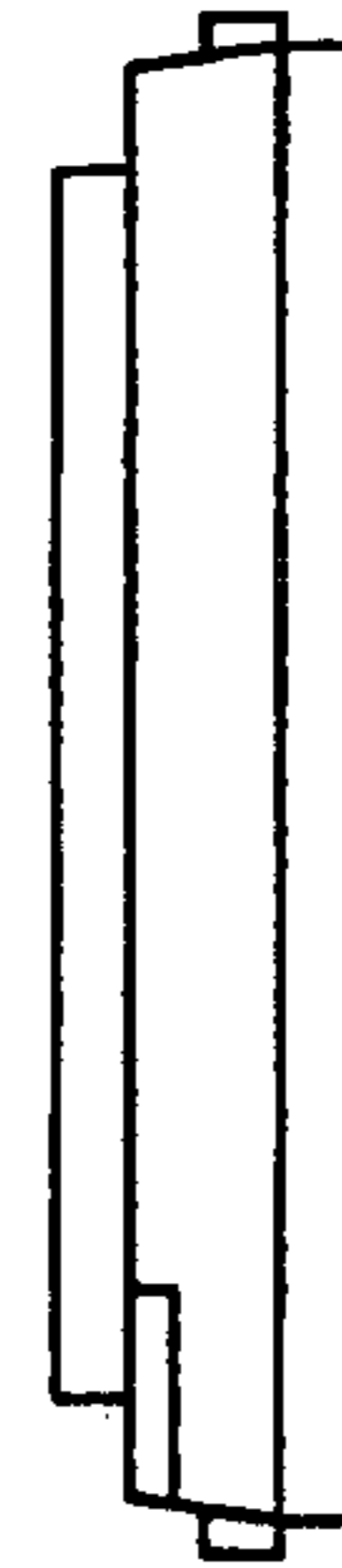


FIG. 5




FIG. 6




FIG. 7