



US00D512682S

(12) **United States Design Patent**  
**Krenz et al.**

(10) **Patent No.:** **US D512,682 S**  
(45) **Date of Patent:** **\*\* Dec. 13, 2005**

(54) **TIRE TREAD**

(75) Inventors: **Dieter Rolf Jürgen Krenz**,  
Linsengericht (DE); **Helmut Otto**  
**Meister**, Alzenau (DE); **Oliver Knispel**,  
Gelnhausen-Hailer (DE)

(73) Assignee: **The Goodyear Tire & Rubber**  
**Company**, Akron, OH (US)

(\*\*) Term: **14 Years**

(21) Appl. No.: **29/220,009**

(22) Filed: **Dec. 22, 2004**

(51) **LOC (6) Cl.** ..... **12-15**

(52) **U.S. Cl.** ..... **D12/564**

(58) **Field of Search** ..... D12/541, 544,  
D12/547, 548, 549, 550, 552, 553, 554,  
555, 556, 558, 559, 560, 561, 563, 564,  
565, 566, 567, 576, 579, 586, 588, 589,  
590, 591, 602, 603, 604, 605; 152/209.01,  
209.08, 209.09, 209.18, 209.25, 209.28

(56) **References Cited**

**U.S. PATENT DOCUMENTS**

D322,237 S \* 12/1991 Nakatani ..... D12/566  
D354,029 S \* 1/1995 Voigt et al. .... D12/564  
D355,876 S \* 2/1995 Diensthuber ..... D12/563

D360,175 S \* 7/1995 Eromaki ..... D12/566  
5,435,366 A \* 7/1995 Voigt et al. .... 152/209.18  
D362,420 S \* 9/1995 Heinen et al. .... D12/564  
D431,800 S 10/2000 Heinen et al. .... D12/147  
D441,328 S 5/2001 Heinen et al. .... D12/146  
D448,721 S \* 10/2001 Ochi ..... D12/564

\* cited by examiner

*Primary Examiner*—Robert M. Spear

(74) *Attorney, Agent, or Firm*—Richard B. O’Planick

(57) **CLAIM**

The ornamental Design for a tire tread, as shown and described.

**DESCRIPTION**

FIG. 1 is a perspective view of a tire tread showing our new design, it being understood that the pattern repeats uniformly throughout the circumference of the tread;

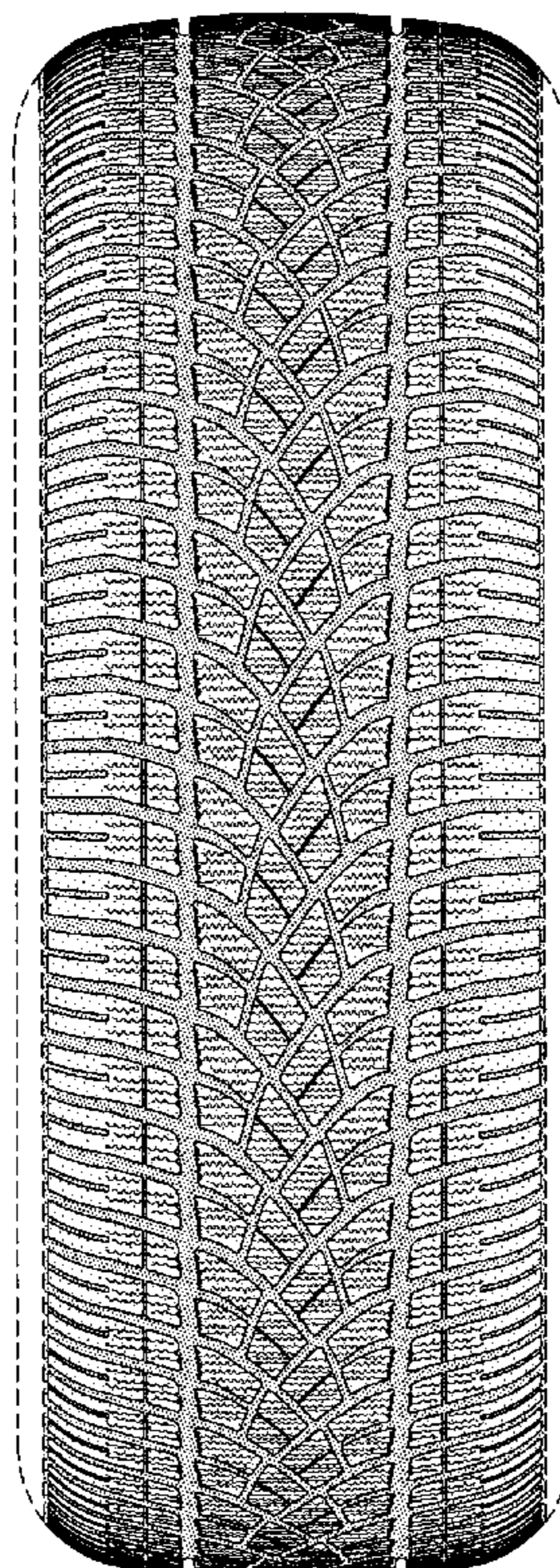
FIG. 2 is a front elevational view thereof;

FIG. 3 is a right side elevational view thereof; the other side being a mirror image thereof; and,

FIG. 4 is an enlarged fragmentary front elevational view thereof.

In the drawings, the broken lines defining the sidewall, inner bead and the peripheral boundary between the tire tread and the sidewall are for illustrative purposes only and form no part of the claimed design.

**1 Claim, 4 Drawing Sheets**



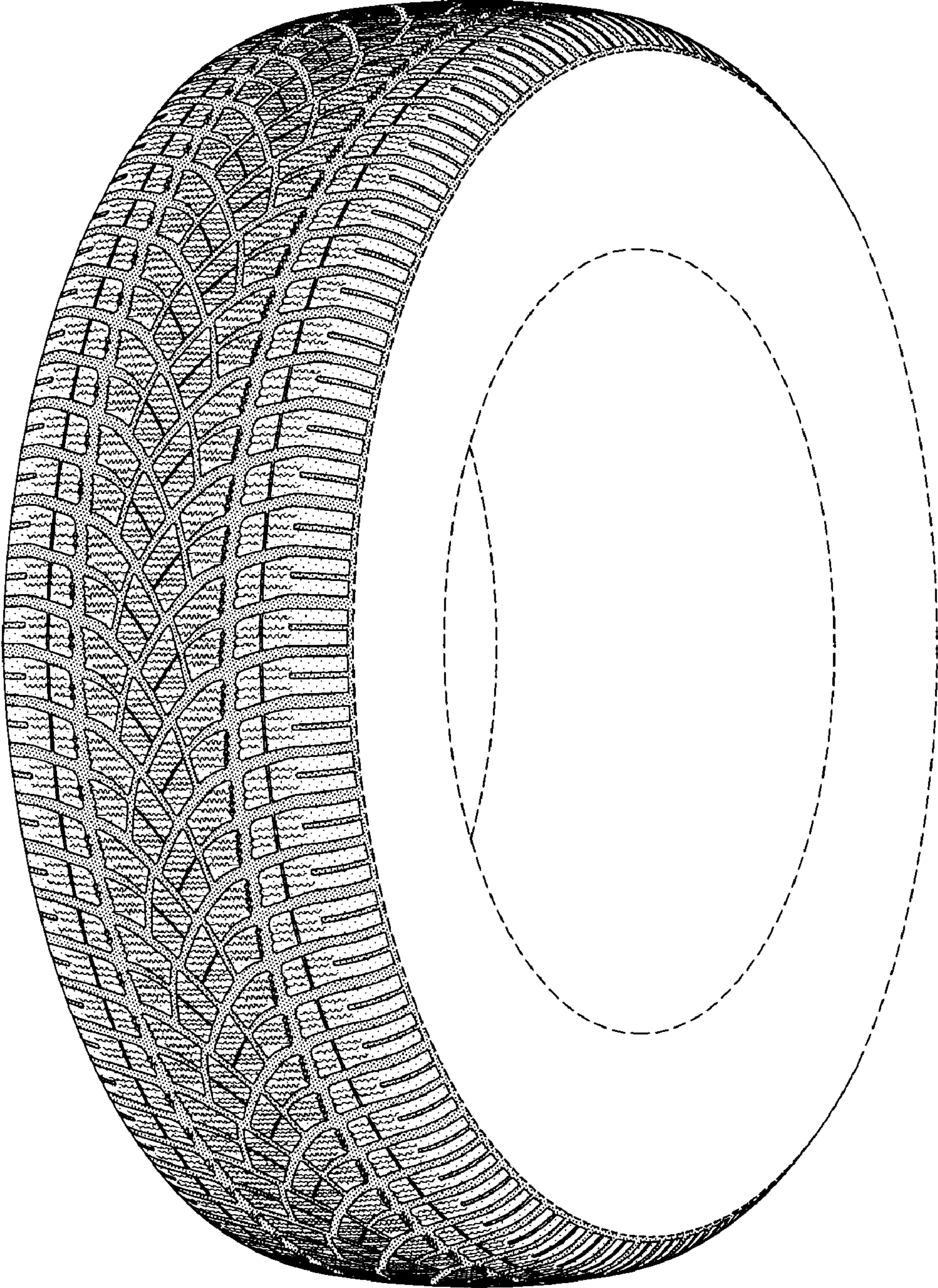


FIG-1

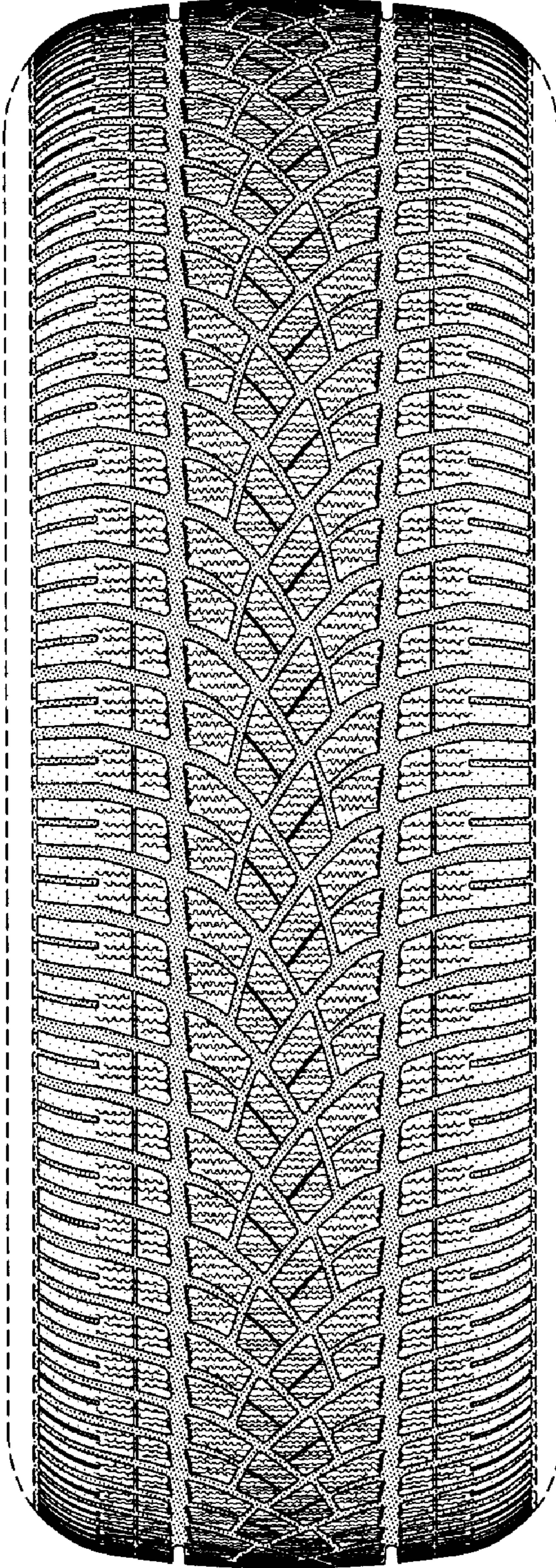


FIG-2

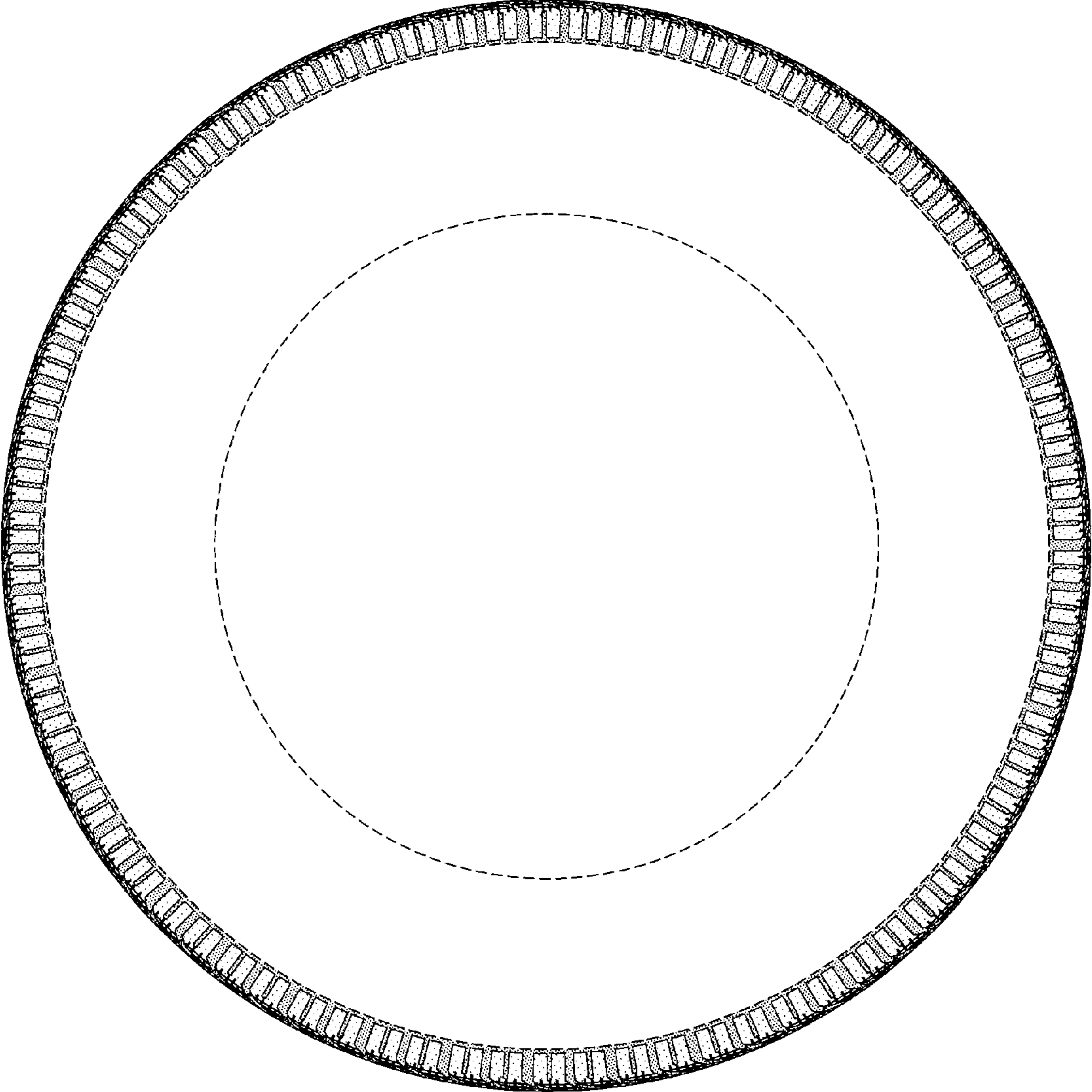


FIG-3




FIG-4