



US00D512681S

(12) **United States Design Patent** (10) **Patent No.:** **US D512,681 S**  
**Maxwell** (45) **Date of Patent:** **\*\* Dec. 13, 2005**

(54) **TIRE TREAD**

(75) Inventor: **Paul Bryan Maxwell, Kent, OH (US)**

(73) Assignee: **The Goodyear Tire & Rubber Company, Akron, OH (US)**

(\*\*) Term: **14 Years**

(21) Appl. No.: **29/210,867**

(22) Filed: **Aug. 6, 2004**

(51) **LOC (6) Cl.** ..... **12-15**

(52) **U.S. Cl.** ..... **D12/550; D12/549; D12/565**

(58) **Field of Search** ..... **D12/546, 547, D12/549, 550, 553, 563, 564, 565, 582, 584, 585, 588, 602, 603; 152/209.1, 209.8, 209.9, 209.12, 209.13, 209.25, 209.28, 455**

(56) **References Cited**

**U.S. PATENT DOCUMENTS**

D395,857 S	*	7/1998	Yamakage	.....	D12/550
D409,954 S	*	5/1999	Murata	.....	D12/550
D471,152 S	*	3/2003	Graas et al.	.....	D12/563
D491,130 S	*	6/2004	Welbes	.....	D12/563
D491,886 S	*	6/2004	Welbes	.....	D12/563
D492,244 S	*	6/2004	Fukunaga	.....	D12/549
D495,990 S	*	9/2004	Graas	.....	D12/563

**OTHER PUBLICATIONS**

Bridgestone Potenza S-02 Tire, 2003 Tread Design Guide, Jan. 2003, p. 14. 1/3.\*  
 Goodyear Eagle F1 GS-D3 Tire, 2003 Tread Design Guide, Jan. 2003, p. 29. 2/5.\*

Michelin Pilot Sport Tire, 2003 Tread Design Guide, Jan. 2003, p. 42. 4/4.\*

\* cited by examiner

*Primary Examiner*—Robert M. Spear  
(74) *Attorney, Agent, or Firm*—Richard B. O’Planick

(57) **CLAIM**

The ornamental Design for a tire tread, as shown and described.

**DESCRIPTION**

FIG. 1 is a perspective view of a tire tread showing my new design, it being understood that the pattern repeats uniformly throughout the circumference of the tread;

FIG. 2 is a front elevational view thereof;


FIG. 3 is a right side elevational view thereof; the opposite side being a mirror image thereof; and,

FIG. 4 is an enlarged fragmentary front elevational view thereof.

In the drawings, the broken lines defining the sidewall, inner bead and the peripheral boundary between the tire tread and the sidewall are for illustrative purposes only and form no part of the claimed design.

The dark stippled surface shading represents the recessed portion of the tread grooves, having the depth shown at the top and bottom of FIG. 2.

**1 Claim, 4 Drawing Sheets**



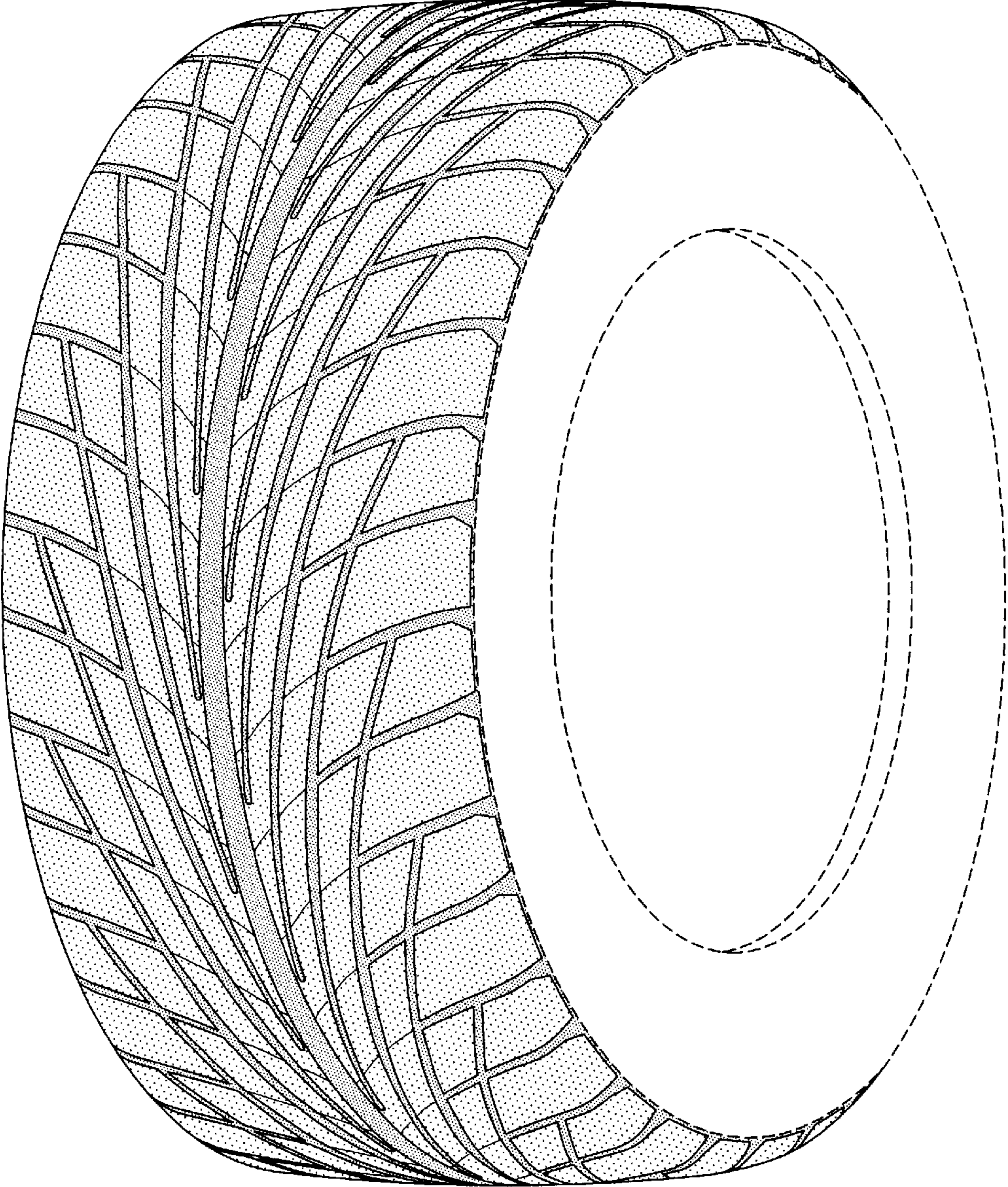


FIG-1




FIG-2

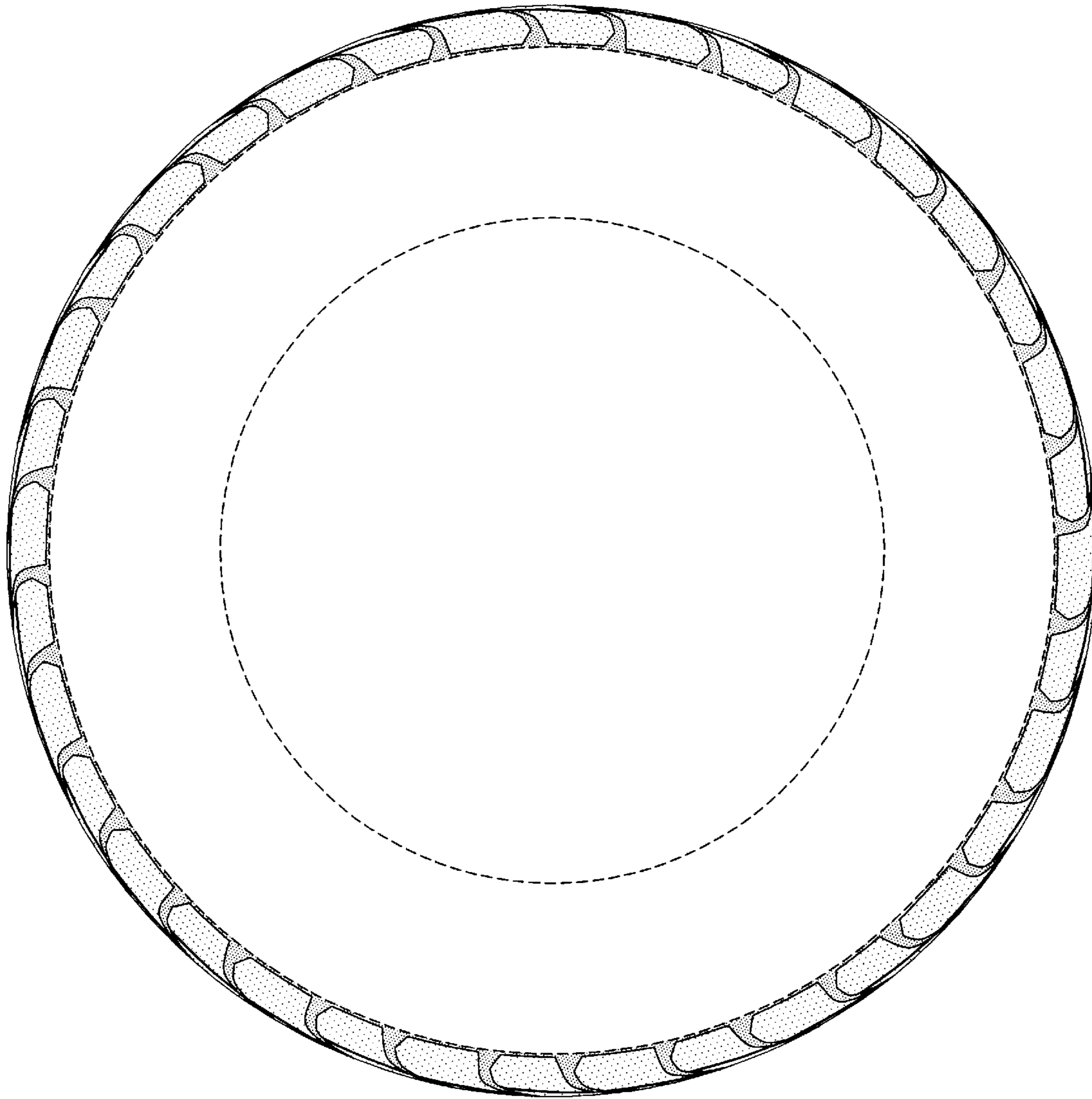


FIG-3




FIG-4