



US00D512676S

(12) **United States Design Patent**
Brown et al.

(10) **Patent No.: US D512,676 S**

(45) **Date of Patent: ** Dec. 13, 2005**

(54) **FRONT FACE OF A WHEEL**

(76) Inventors: **Matthew Brown**, 2317 Newton St.,
Gretna, LA (US) 70053; **Connie**
Brown, 2317 Newton St., Gretna, LA
(US) 70053

(**) **Term: 14 Years**

(21) Appl. No.: **29/221,022**

(22) Filed: **Jan. 11, 2005**

(51) **LOC (6) Cl. 12-16**

(52) **U.S. Cl. D12/211**

(58) **Field of Search D12/204-213;**
301/37.101, 64.101, 65

D432,482 S	*	10/2000	Hodges	D12/211
D444,758 S		7/2001	Mendez	D12/211
D454,826 S	*	3/2002	Kaucher	D12/211
D456,757 S		5/2002	Schroeder	D12/211
D474,141 S		5/2003	Foose	D12/211
D484,084 S	*	12/2003	Tai	D12/211
D486,114 S	*	2/2004	Lai	D12/211
D490,040 S	*	5/2004	Foose	D12/211

* cited by examiner

Primary Examiner—Stacia Cadmus

(74) *Attorney, Agent, or Firm*—Richard C. Litman

(57) **CLAIM**

The ornamental design for a front face of a wheel, as shown and described.

DESCRIPTION

FIG. 1 is an environmental perspective view of a front face of a wheel showing my new design; and,

FIG. 2 is a front elevational view thereof.


The broken line showing of the side of the wheel in FIG. 1 is for illustrative purposes only and forms no part of the claimed design.

1 Claim, 2 Drawing Sheets

(56) **References Cited**

U.S. PATENT DOCUMENTS

D52,687 S	*	11/1918	West	D12/211
D235,430 S	*	6/1975	Scott	D12/205
D282,924 S	*	3/1986	Inoue	D12/211
D398,574 S	*	9/1998	McMath	D12/211
D410,618 S	*	6/1999	Hussaini et al.	D12/211
D413,298 S	*	8/1999	Hussaini et al.	D12/211
D427,132 S	*	6/2000	Lee	D12/211






Fig. 1




Fig. 2