

US00D512660S

(12) **United States Design Patent**  
**Steshik**

(10) **Patent No.:** **US D512,660 S**

(45) **Date of Patent:** **\*\* Dec. 13, 2005**

(54) **JEWELRY**

(76) **Inventor:** **Roni Steshik, c/o Magestic, Zabutinski**  
**3A, Ramat Gan (IL)**

(\*\*) **Term:** **14 Years**

(21) **Appl. No.:** **29/202,567**

(22) **Filed:** **Apr. 2, 2004**

(30) **Foreign Application Priority Data**

Nov. 20, 2003 (IL) ..... 38604

(51) **LOC (6) Cl.** ..... **11-01**

(52) **U.S. Cl.** ..... **D11/81**

(58) **Field of Search** ..... D11/1, 44, 49,  
D11/137, 162, 205, 224, 81-82, 48, 79;  
D6/634, 497; D21/468; 428/15-16, 28;  
63/20-21, 23; D26/25; D28/40; D5/65

(56) **References Cited**

**U.S. PATENT DOCUMENTS**

D258,579 S \* 3/1981 Kelman ..... D11/4

D265,008 S \* 6/1982 O'Bassey ..... D5/65  
D371,983 S \* 7/1996 Burman ..... D11/103  
D392,581 S \* 3/1998 Gueit ..... D11/4  
D455,097 S \* 4/2002 Salvarani ..... D11/79

\* cited by examiner

*Primary Examiner*—Ian Simmons  
*Assistant Examiner*—Sarah Gill  
(74) *Attorney, Agent, or Firm*—Mark M. Friedman


(57) **CLAIM**

The ornamental design for a jewelry, as shown.

**DESCRIPTION**

FIG. 1 is a perspective view of the jewelry;  
FIG. 2 is a top view of the jewelry; and,  
FIG. 3 is a side view of the jewelry.

**1 Claim, 1 Drawing Sheet**






Fig. 1

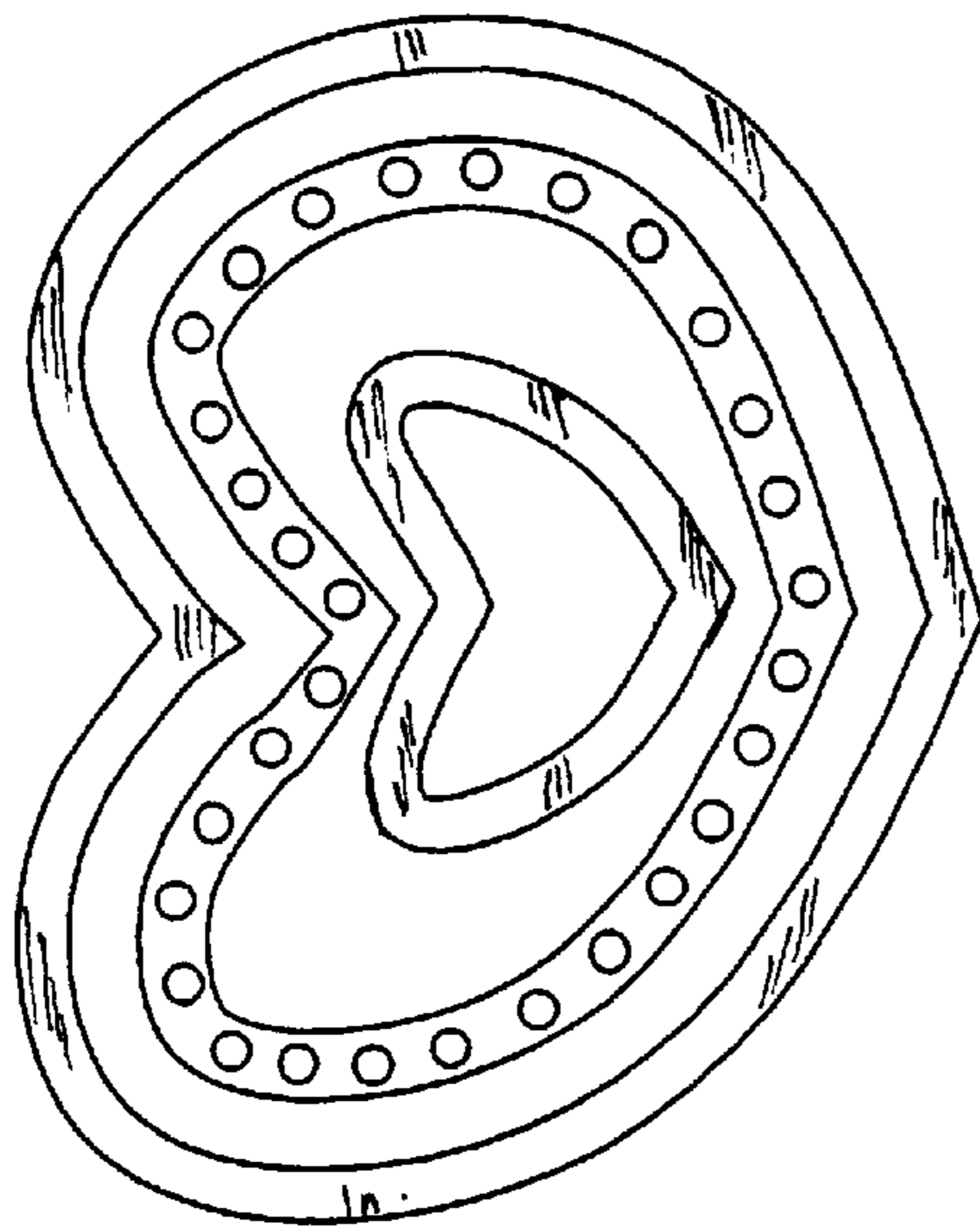


Fig. 2

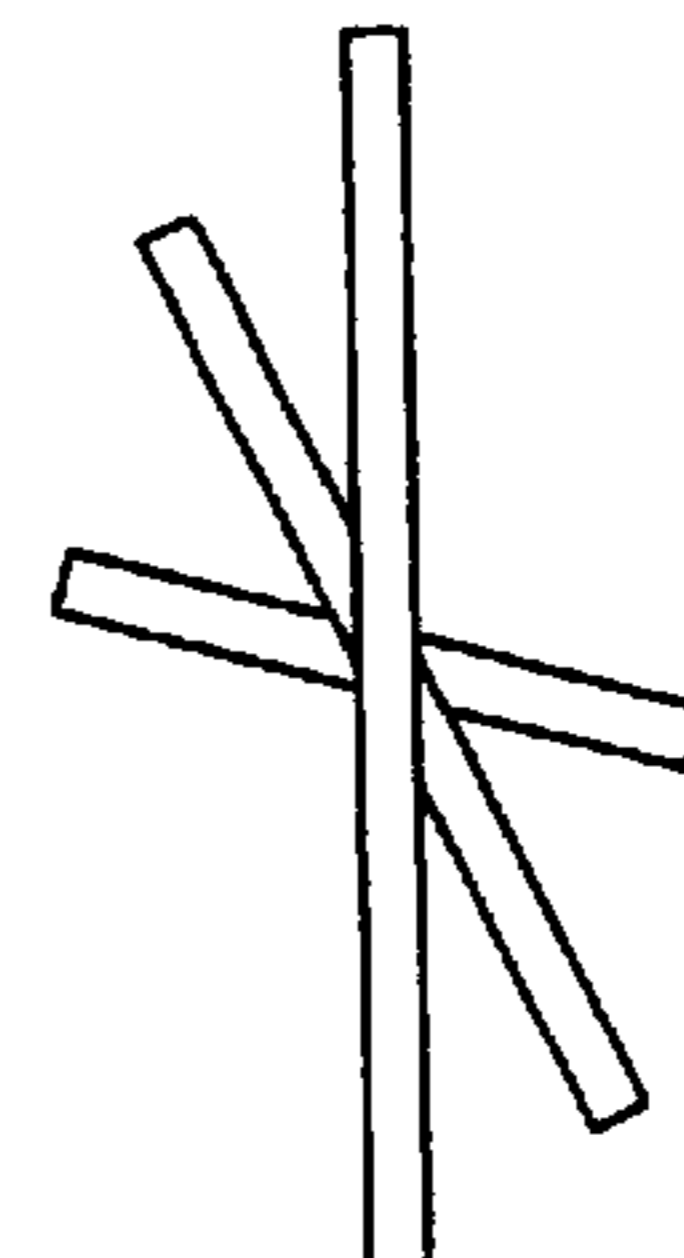


Fig. 3