



US00D512640S

(12) **United States Design Patent**
Cochran et al.

(10) **Patent No.: US D512,640 S**
(45) **Date of Patent: ** Dec. 13, 2005**

- (54) **PORTABLE FLUID DISPENSER**
- (75) Inventors: **Monroe A. Cochran**, Ojai, CA (US);
Joel L. Nelson, Agoura, CA (US);
Jeffrey J. Hager, Camarillo, CA (US)
- (73) Assignee: **Spatz Laboratories**, Oxnard, CA (US)
- (**) Term: **14 Years**

- D311,139 S * 10/1990 Butler D9/443
- D353,024 S * 11/1994 van Wolffelaar D9/529 X
- D414,423 S * 9/1999 Lerolle D9/529
- D427,059 S * 6/2000 Gebb
- D429,646 S * 8/2000 Goettner D9/529
- D445,037 S * 7/2001 Kokenge et al. D9/571
- D476,888 S * 7/2003 Poisson et al. D9/445 X
- D484,794 S * 1/2004 Geardino
- D491,456 S * 6/2004 Cagle D9/687
- D499,641 S * 12/2004 Cummings et al. D9/729

- (21) Appl. No.: **29/202,699**
- (22) Filed: **Apr. 1, 2004**

* cited by examiner

Primary Examiner—Carol Rademaker
(74) *Attorney, Agent, or Firm*—Nordman, Cormany, Hair & Compton LLP

- (51) **LOC (6) Cl.** **09-01**
- (52) **U.S. Cl.** **D9/529; D9/558; D9/571**
- (58) **Field of Search** D9/686, 690, 692,
D9/694, 504, 516, 529, 537, 539, 551,
556, 558, 564, 569, 571, 723-729, 443-445,
452; 222/184, 321.1-321.2, 321.7-321.9;
215/382-384; 220/212-213

(57) **CLAIM**

The ornamental design for a portable fluid dispenser, as shown and described.

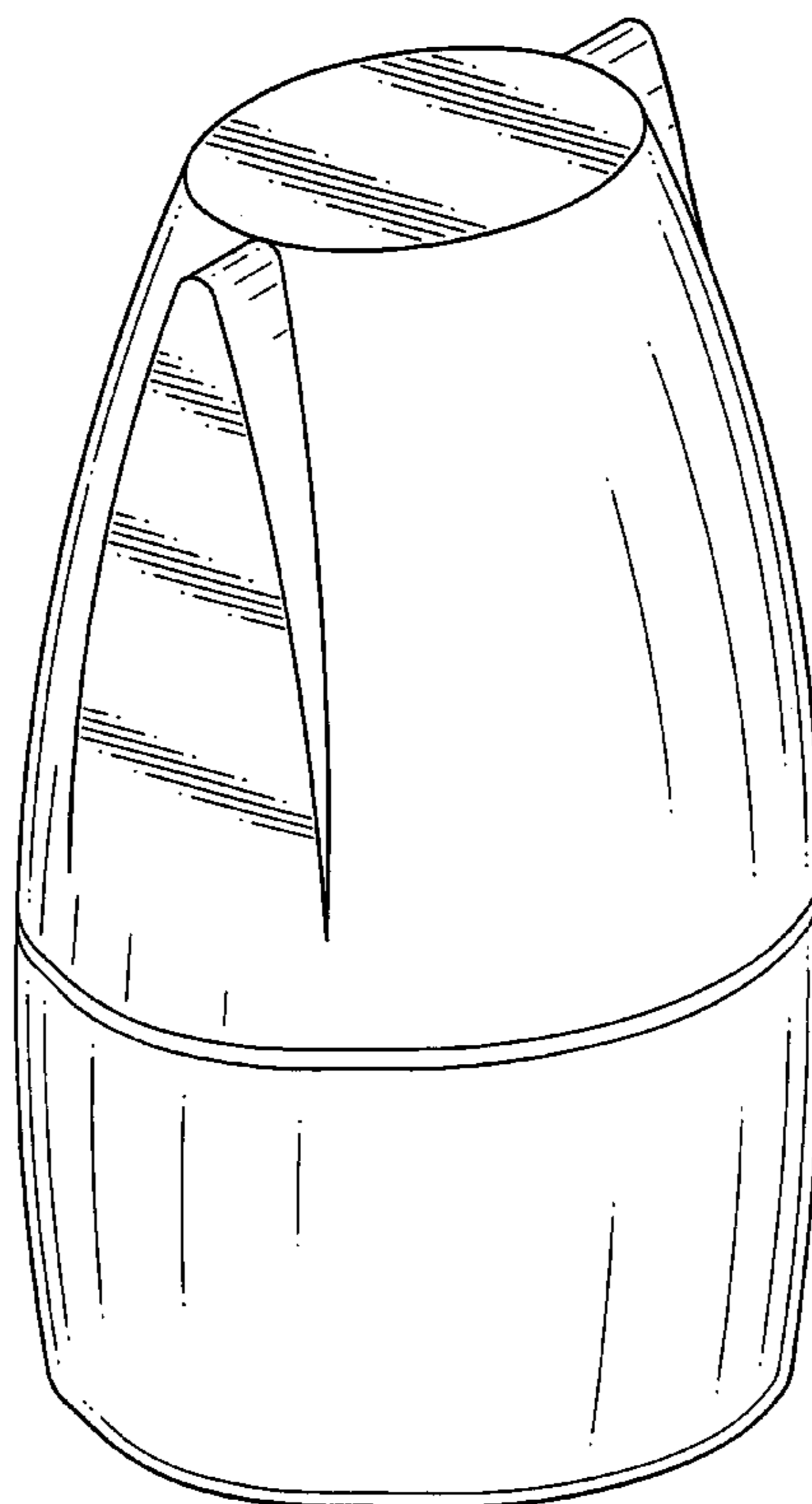
DESCRIPTION

FIG. 1 is a perspective view of the portable fluid dispenser showing our new design;
FIG. 2 is a right side elevational view thereof, the left side elevational view being identical thereto, shown at a reduced scale from FIG. 1;
FIG. 3 is a rear elevational view thereof, the front elevational view being identical thereto; and,
FIG. 4 is a top plan view thereof.

(56) **References Cited**
U.S. PATENT DOCUMENTS

- D53,092 S * 3/1919 Swanson D9/452
- D119,521 S * 3/1940 Hendrickson D9/558
- D155,377 S * 10/1949 Bau D9/723
- D162,993 S * 4/1951 Satz D9/443
- 2,668,639 A * 2/1954 Scalf 222/151
- D182,719 S * 5/1958 Hack D9/600
- D195,787 S * 7/1963 Thompson D9/558 X
- D199,152 S * 9/1964 Platte D9/558

1 Claim, 2 Drawing Sheets



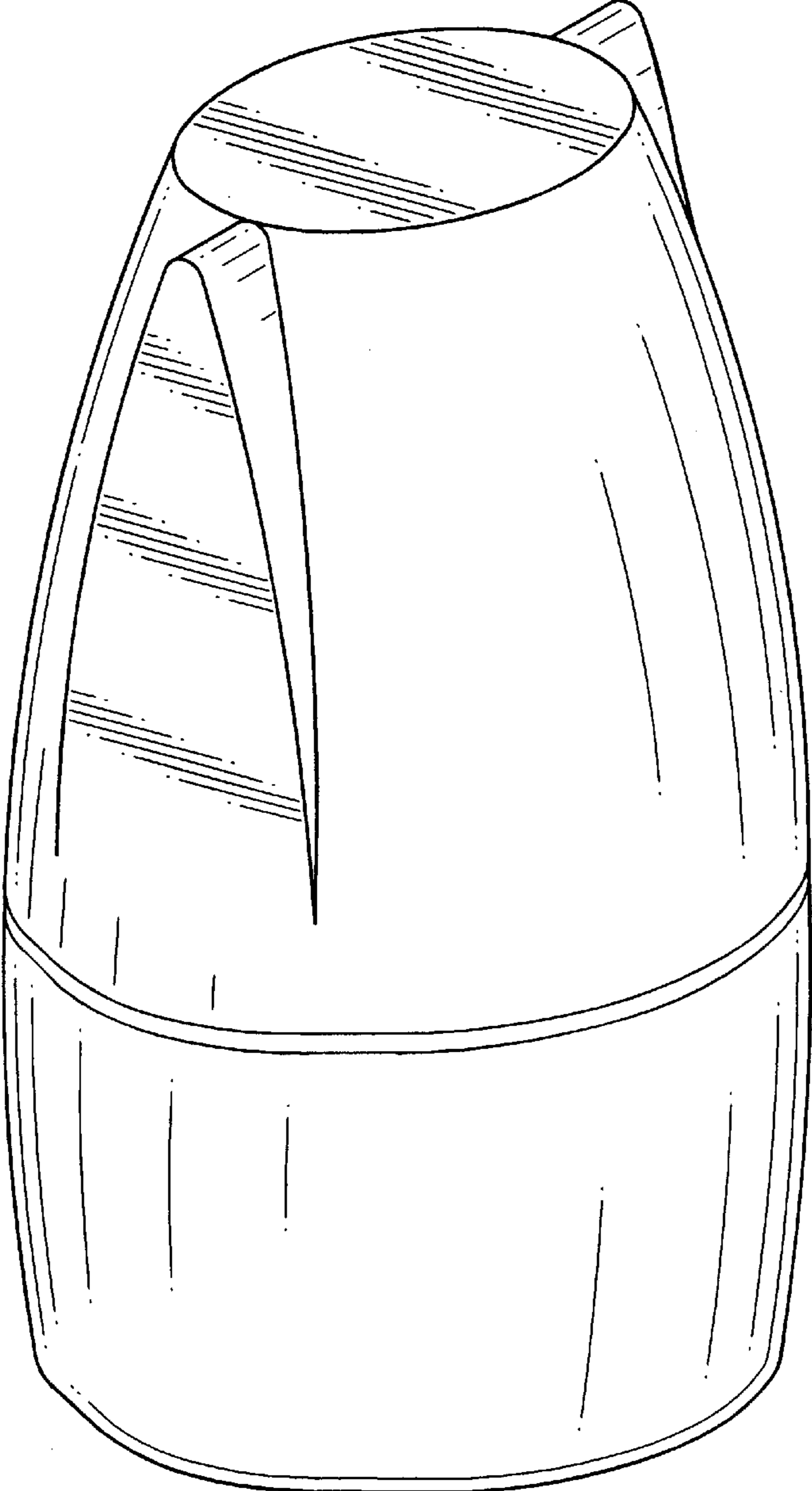


FIG. 1




FIG. 2

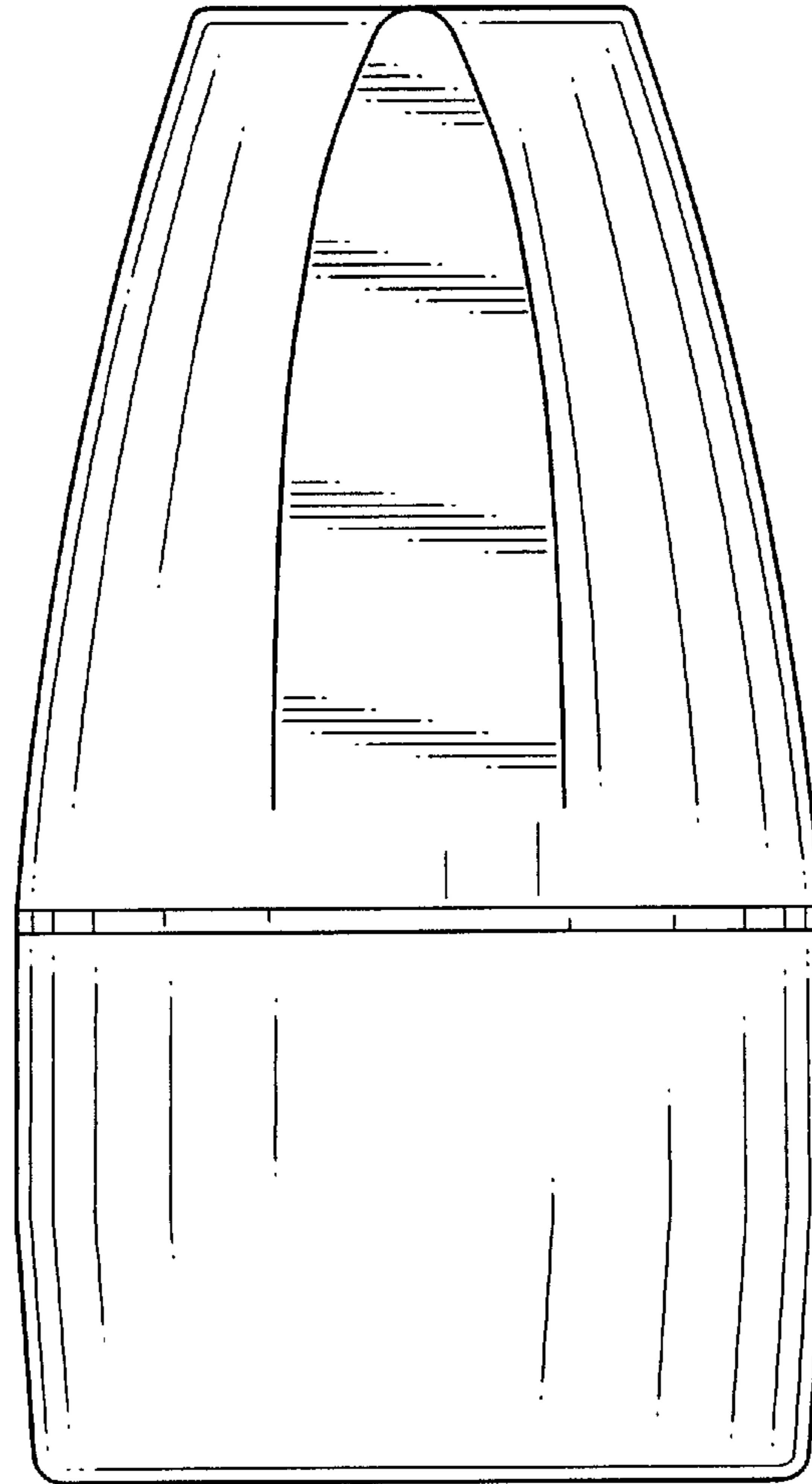


FIG. 3

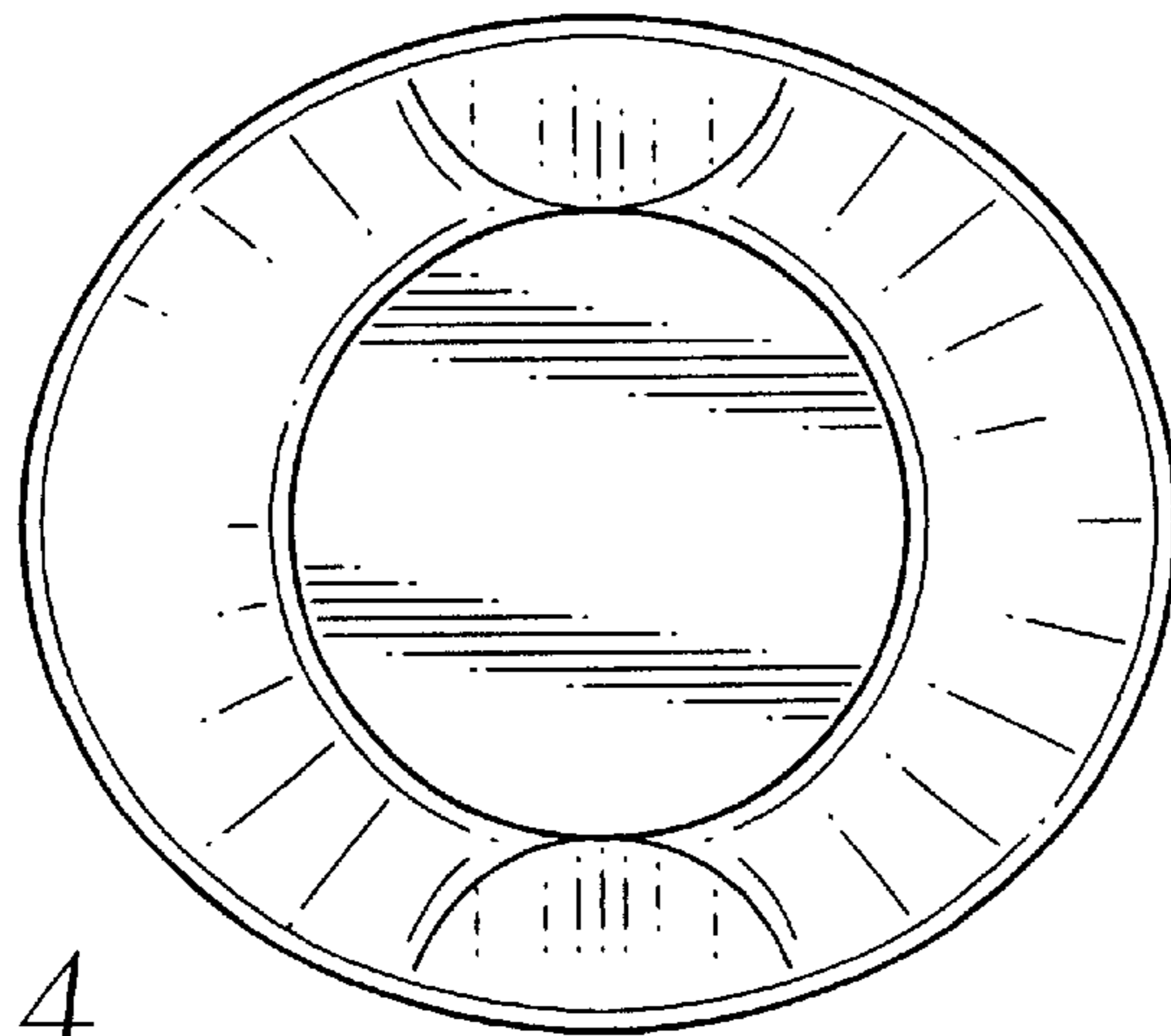


FIG. 4