



US00D512602S

(12) **United States Design Patent**  
**Spagnolo**

(10) **Patent No.:** **US D512,602 S**

(45) **Date of Patent:** **\*\* Dec. 13, 2005**

(54) **PAN LIFTER**

(75) **Inventor:** **Pino Spagnolo, Beinasco (IT)**

(73) **Assignee:** **Bialetti Industrie S.p.A., Omegna (IT)**

(\*\*) **Term:** **14 Years**

(21) **Appl. No.:** **29/198,434**

(22) **Filed:** **Jan. 30, 2004**

(51) **LOC (6) Cl.** ..... **07-02**

(52) **U.S. Cl.** ..... **D7/395**

(58) **Field of Search** ..... D7/395, 393, 394,  
D7/401.2, 354-361; 228/136; 16/110.1,  
430, 431, 436; D8/107; 220/573.1-573,  
752, 753, 757, 759, 769, 771, 912

(56) **References Cited**

**U.S. PATENT DOCUMENTS**

D140,046 S	*	1/1945	Behl	.....	D7/394
4,413,767 A	*	11/1983	Hellinger	.....	228/136
D429,950 S	*	8/2000	Yu et al.	.....	D7/395
D439,108 S	*	3/2001	LoGiudice	.....	D7/395

D458,801 S	*	6/2002	Coudurier	.....	D7/395
D468,583 S	*	1/2003	Kerulis	.....	D7/395
D485,120 S	*	1/2004	Kight	.....	D7/395
D494,412 S	*	8/2004	Prakasa	.....	D7/395

\* cited by examiner

*Primary Examiner*—Stacia Cadmus

*Assistant Examiner*—Terrence Huang

(74) *Attorney, Agent, or Firm*—Hogan and Hartson, LLP

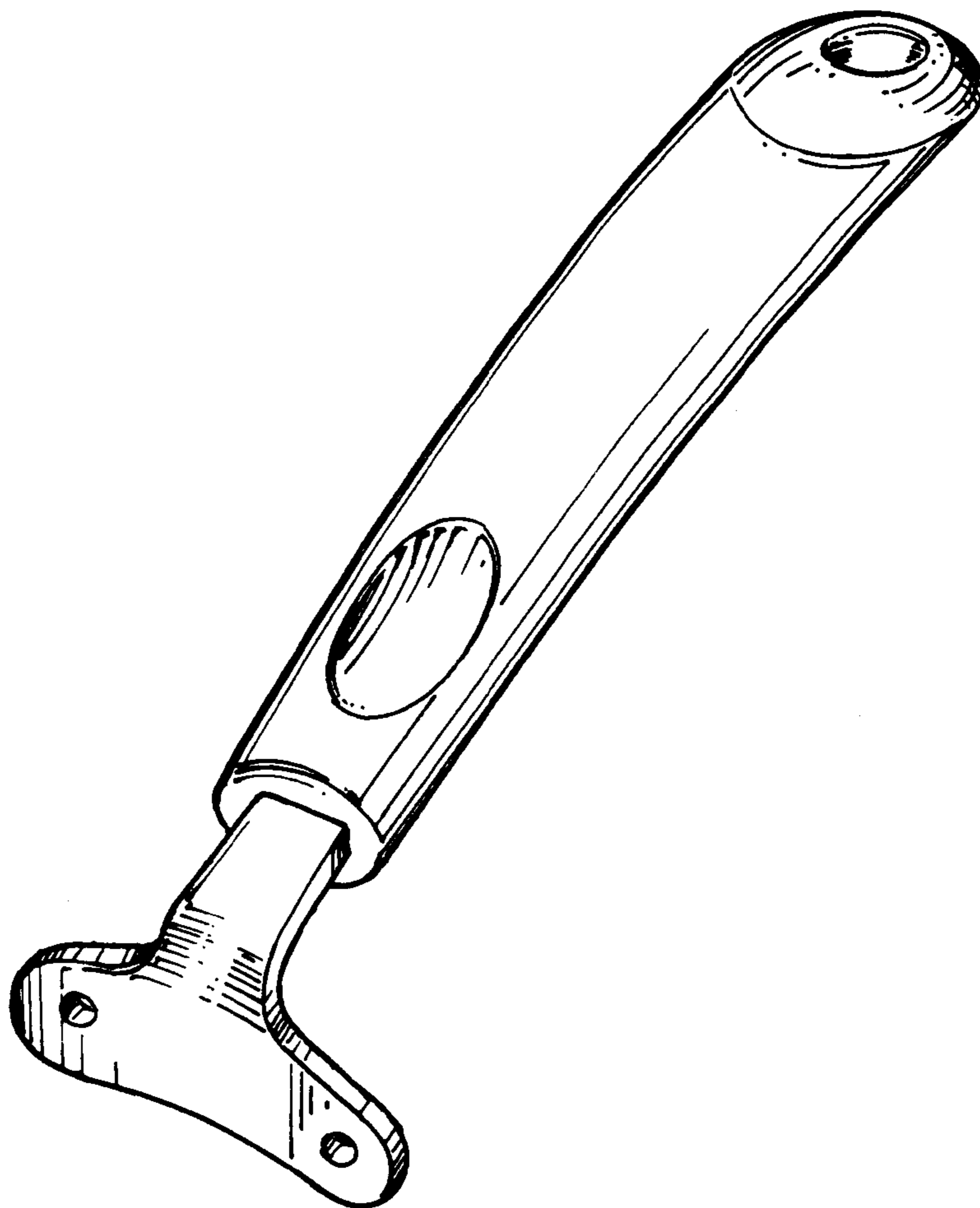
(57) **CLAIM**

The ornamental design for a pan lifter, as shown and described.

**DESCRIPTION**

FIG. 1 is a top perspective view of the pan lifter showing my new design;  
FIG. 2 is a top view thereof;  
FIG. 3 is a rear view thereof;  
FIG. 4 is a right side view thereof;  
FIG. 5 is a left side view thereof; and,  
FIG. 6 is a bottom view thereof.

**1 Claim, 6 Drawing Sheets**



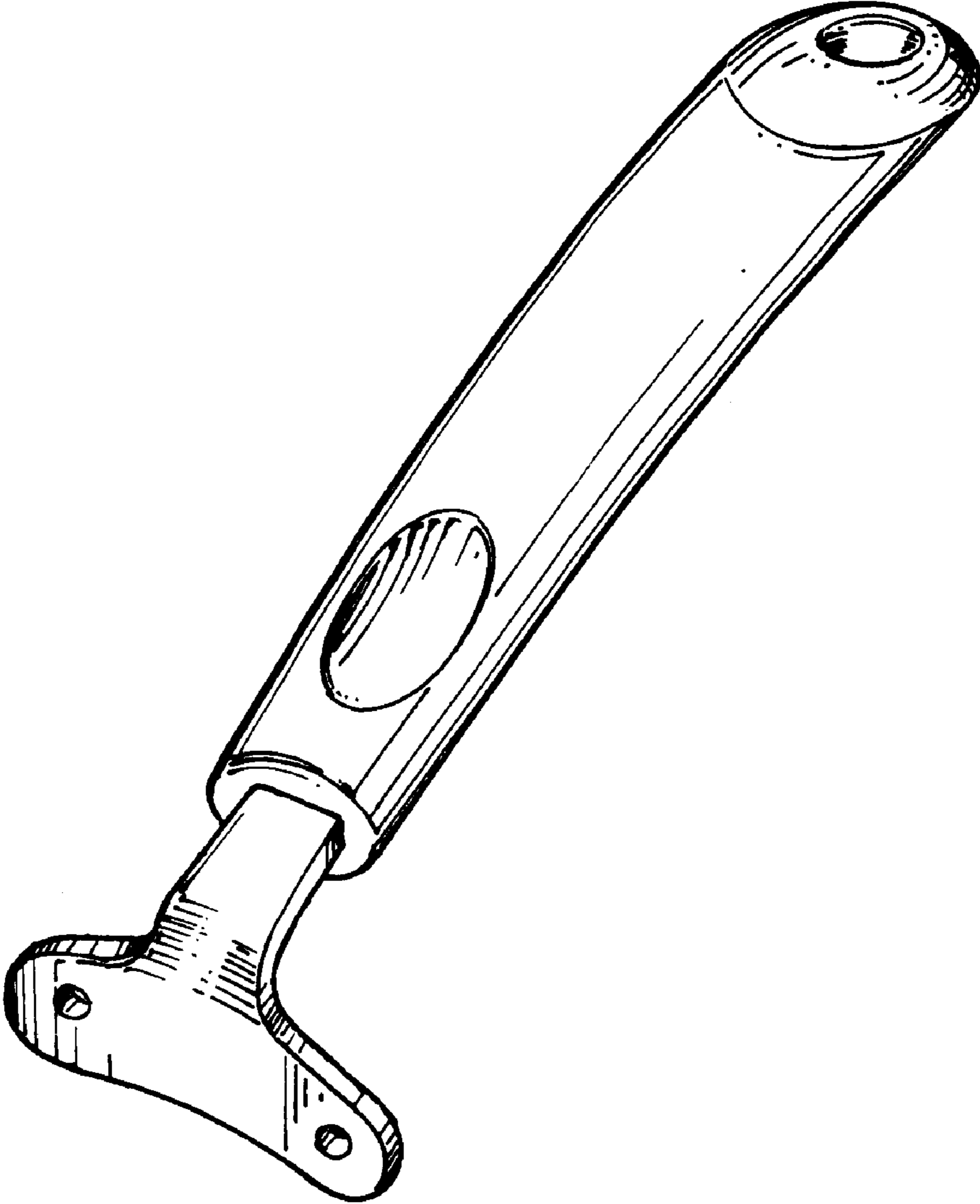


FIG. 1

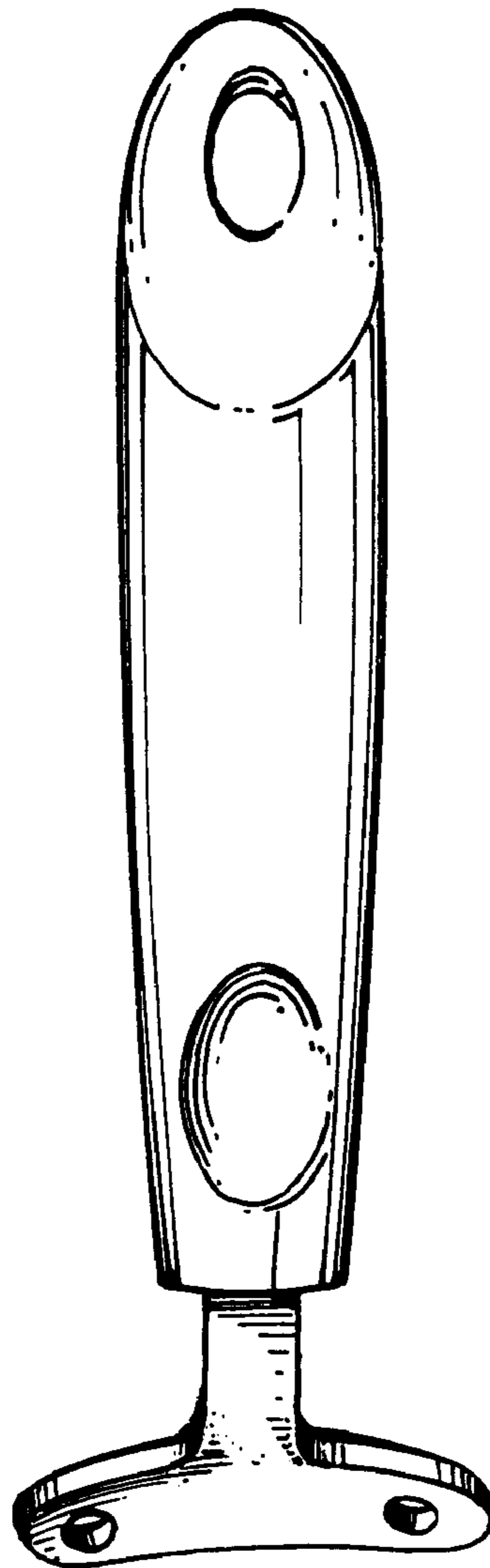


FIG. 2

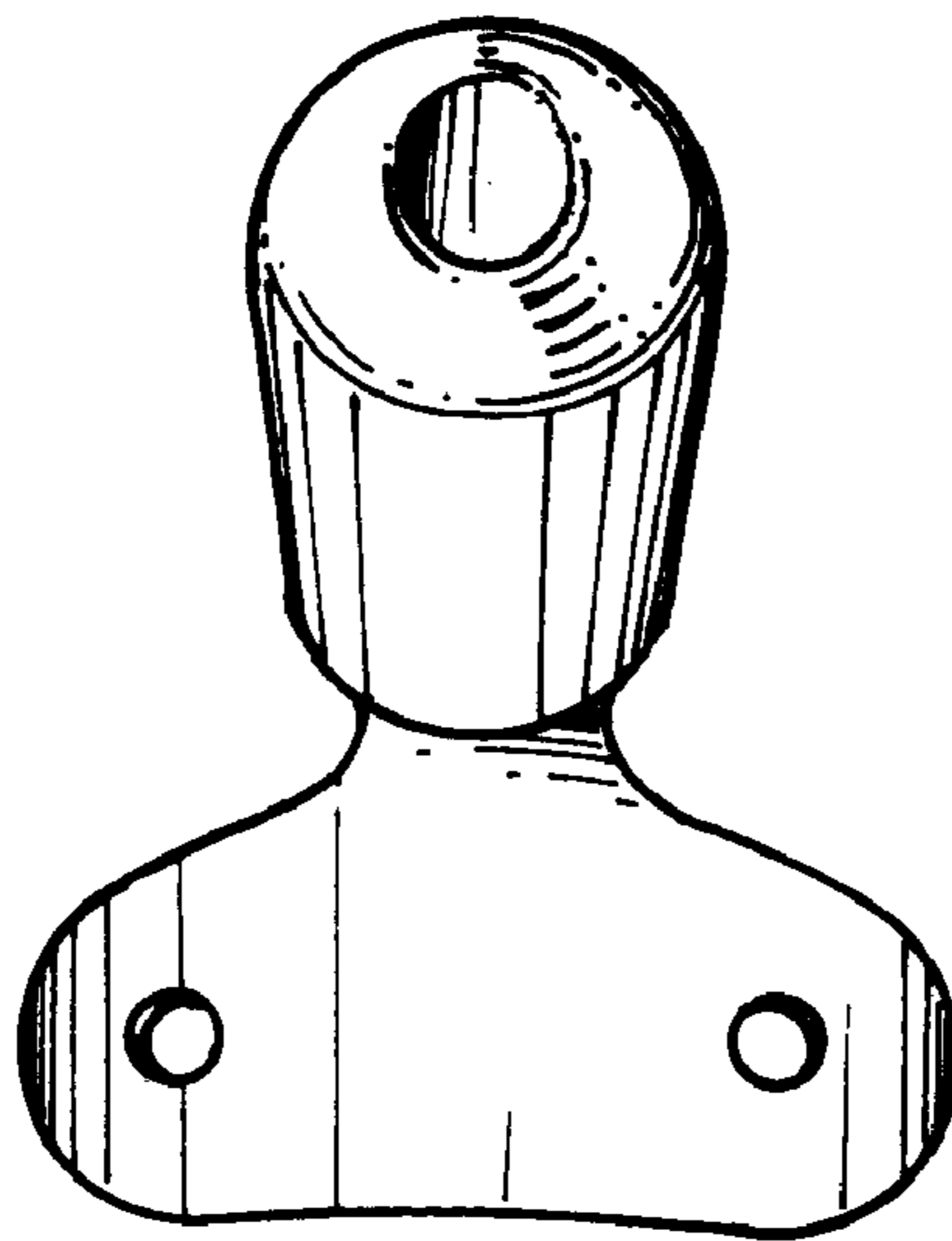


FIG. 3



FIG. 4

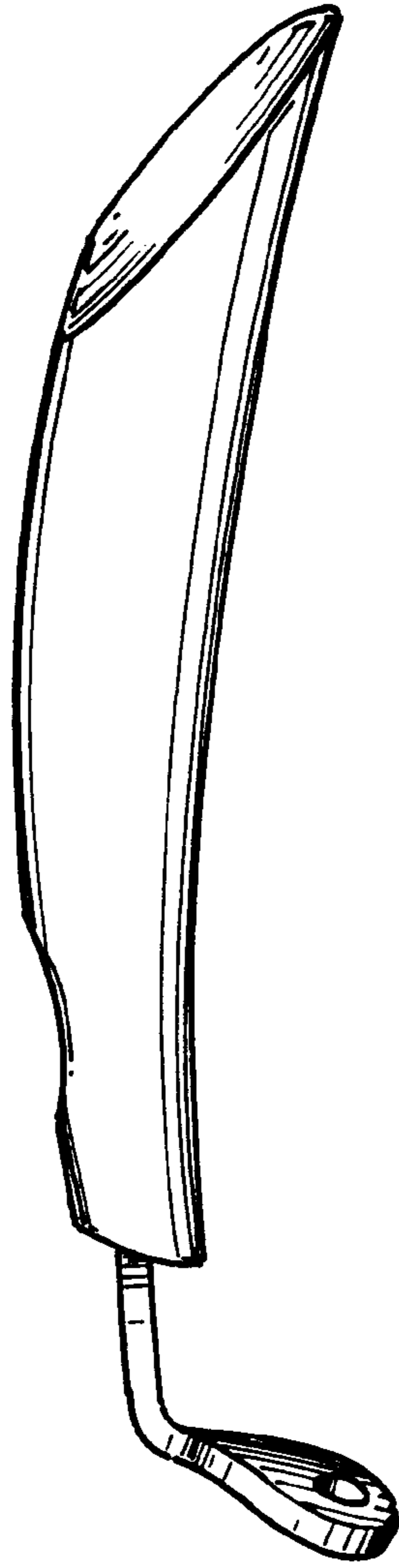


FIG. 5

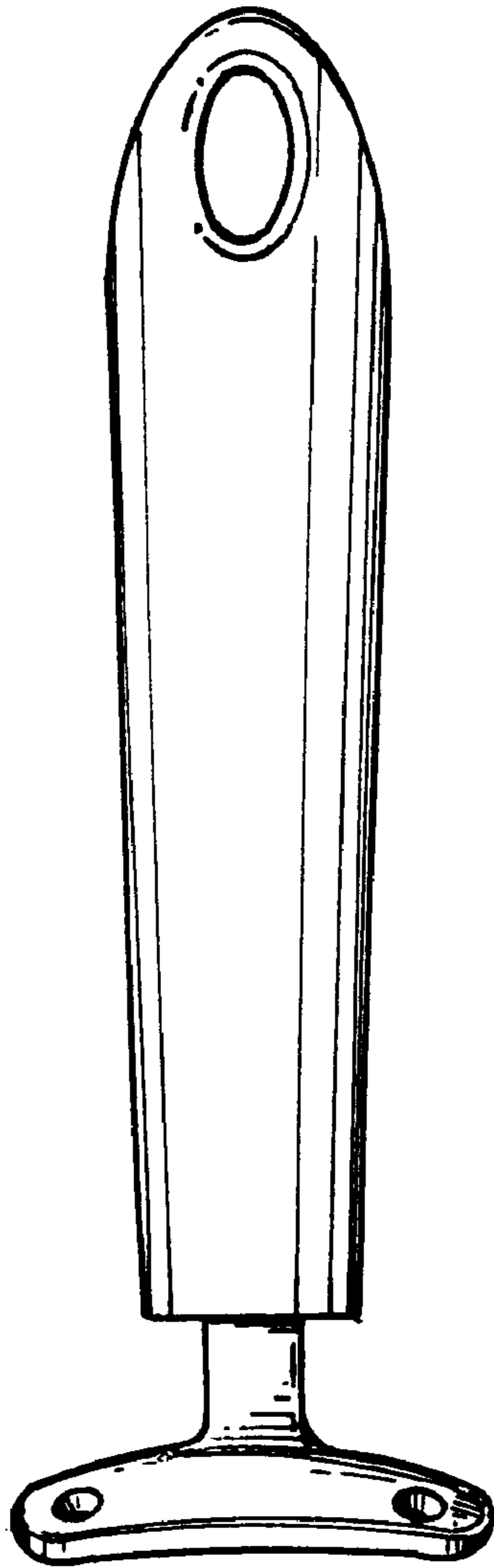


FIG. 6