



US00D512592S

(12) **United States Design Patent**
Muehlhausen et al.

(10) **Patent No.: US D512,592 S**

(45) **Date of Patent: ** Dec. 13, 2005**

(54) **CONTAINER FOR TOILET BRUSH**

(75) Inventors: **Hans-Georg Muehlhausen**,
Duesseldorf (DE); **Theo Janschuk**,
Duesseldorf (DE)

(73) Assignee: **Henkel Kommanditgesellschaft auf
Aktien**, Duesseldorf (DE)

(**) Term: **14 Years**

(21) Appl. No.: **29/218,272**

(22) Filed: **Nov. 30, 2004**

Related U.S. Application Data

(62) Division of application No. 29/173,737, filed on Jan. 2,
2003.

(30) **Foreign Application Priority Data**

Jul. 2, 2002 (DE) 402 05 482

(51) **LOC (6) Cl.** **23-02**

(52) **U.S. Cl.** **D6/524**

(58) **Field of Search** D6/551, 524; 4/255.05;
206/349, 394; 211/13.1, 62.1, 65, 69.1;
312/206, 207

(56) **References Cited**

U.S. PATENT DOCUMENTS

D373,935 S 9/1996 Cole et al.

D419,019 S * 1/2000 Shafik D6/551
D449,951 S * 11/2001 Schmidt et al. D6/524
D450,964 S * 11/2001 Johnson D6/524
D453,888 S * 2/2002 Gottwald D6/551
D474,931 S * 5/2003 Baldwin et al. D6/524
D477,483 S * 7/2003 Brown et al. D6/524

* cited by examiner

Primary Examiner—Brian N Vinson

(74) *Attorney, Agent, or Firm*—Stephen D. Harper; Glenn
E. L. Murphy


(57) **CLAIM**

The design for a container for toilet brush, as shown and
described.

DESCRIPTION

FIG. 1 is a top right perspective view of a container for a
toilet brush according to the new design;
FIG. 2 is a front elevation view thereof;
FIG. 3 is a back elevation view thereof;
FIG. 4 is a left elevation view thereof;
FIG. 5 is a right elevation view thereof;
FIG. 6 is a top plan view thereof; and,
FIG. 7 is a bottom plan view thereof.

1 Claim, 7 Drawing Sheets






FIG. 1

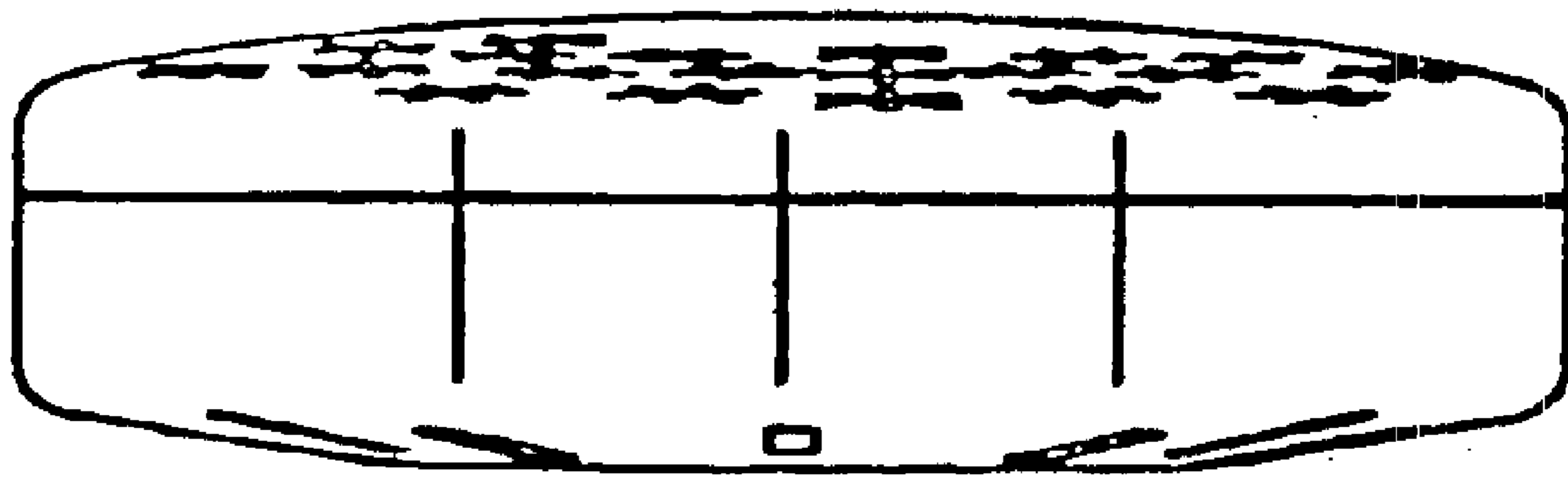


FIG. 2




FIG. 3

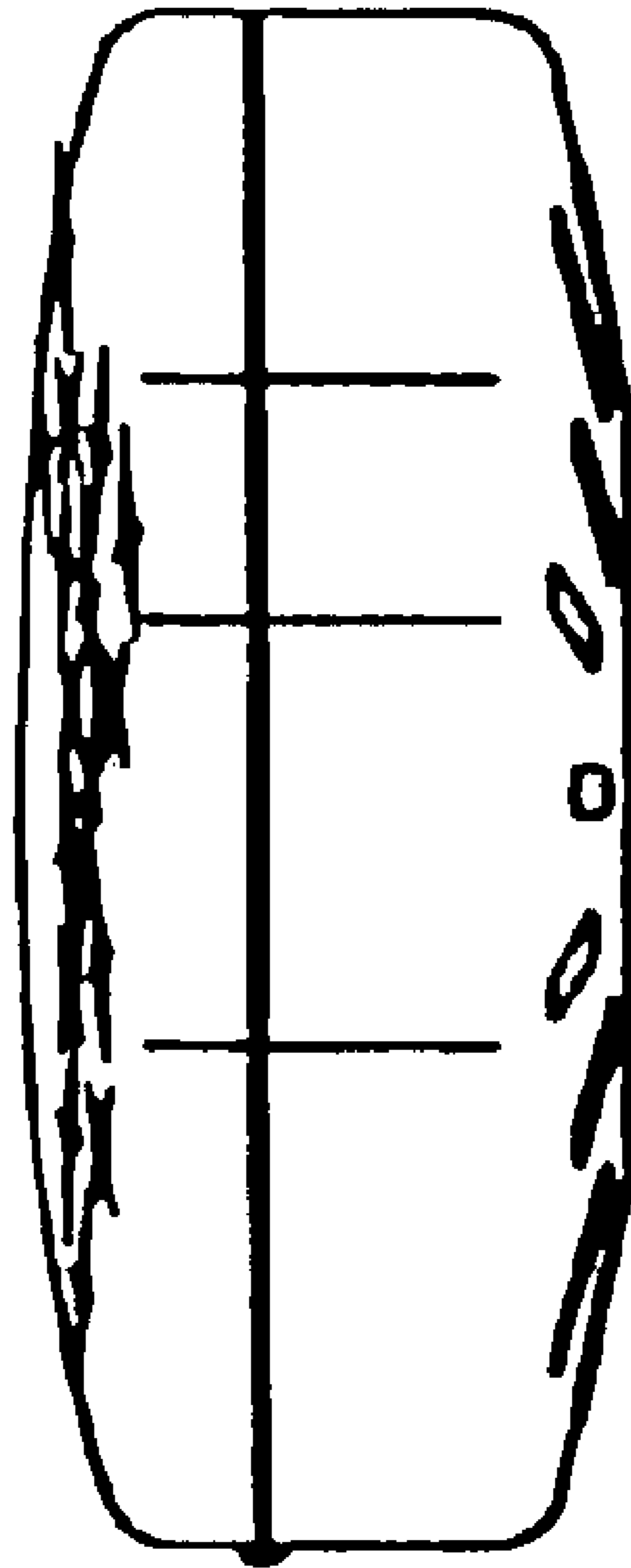


FIG. 4

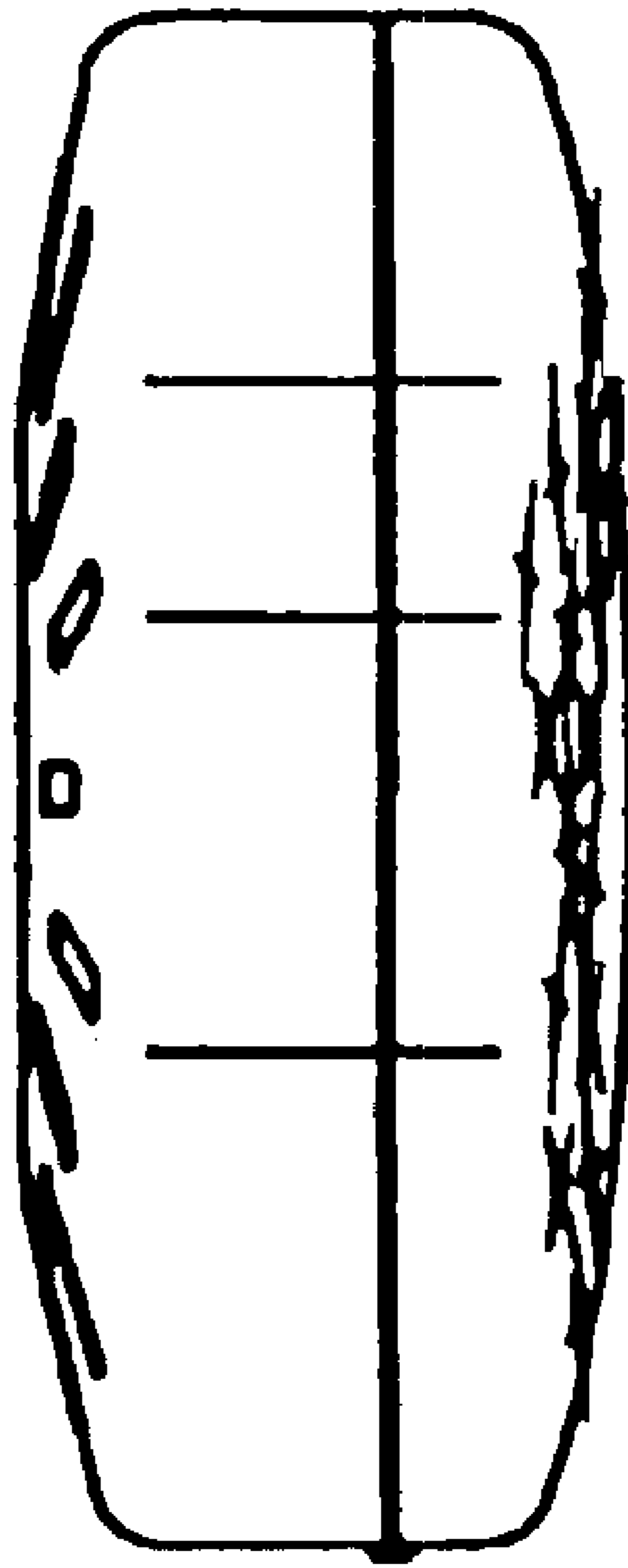


FIG. 5

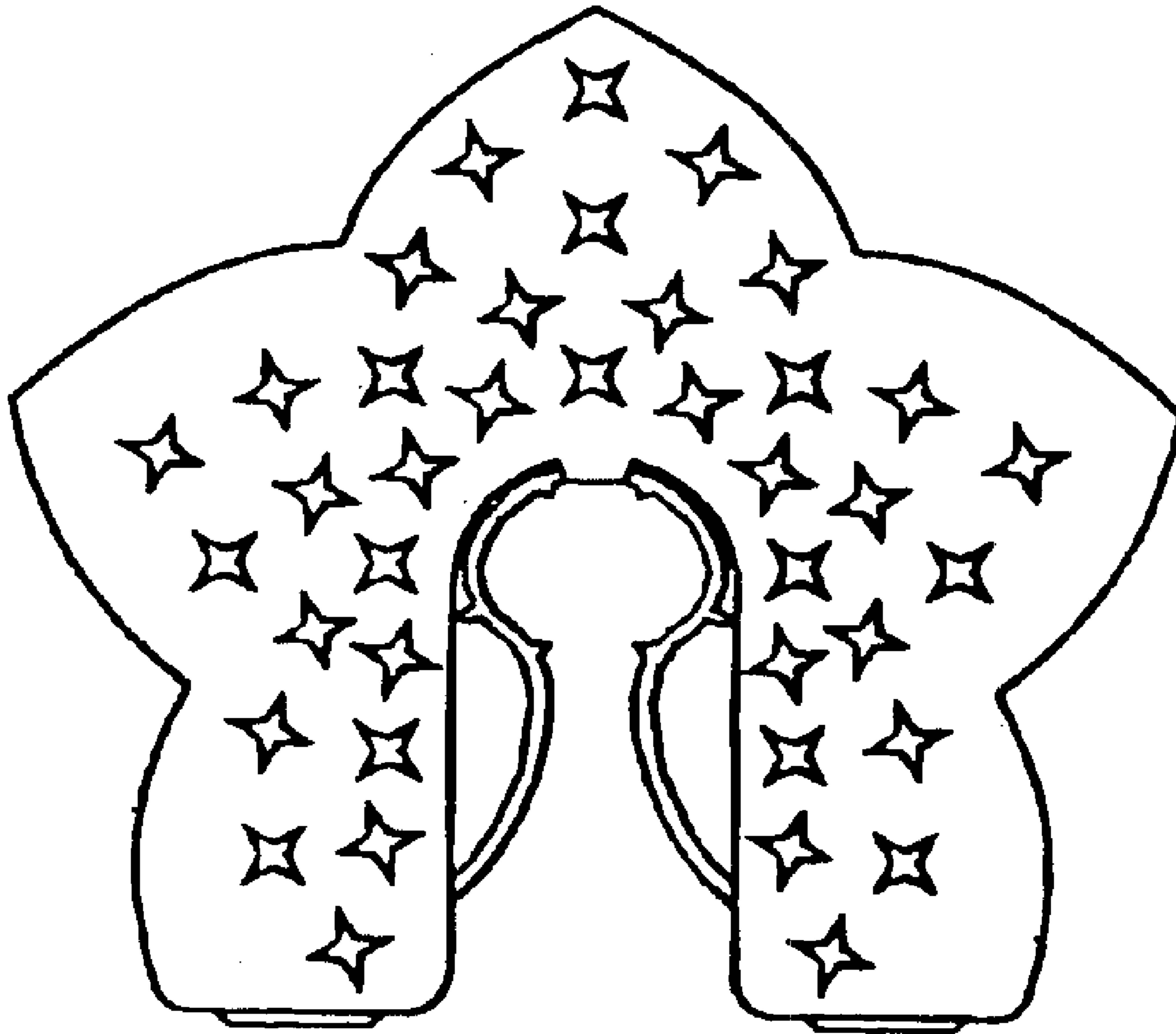


FIG. 6

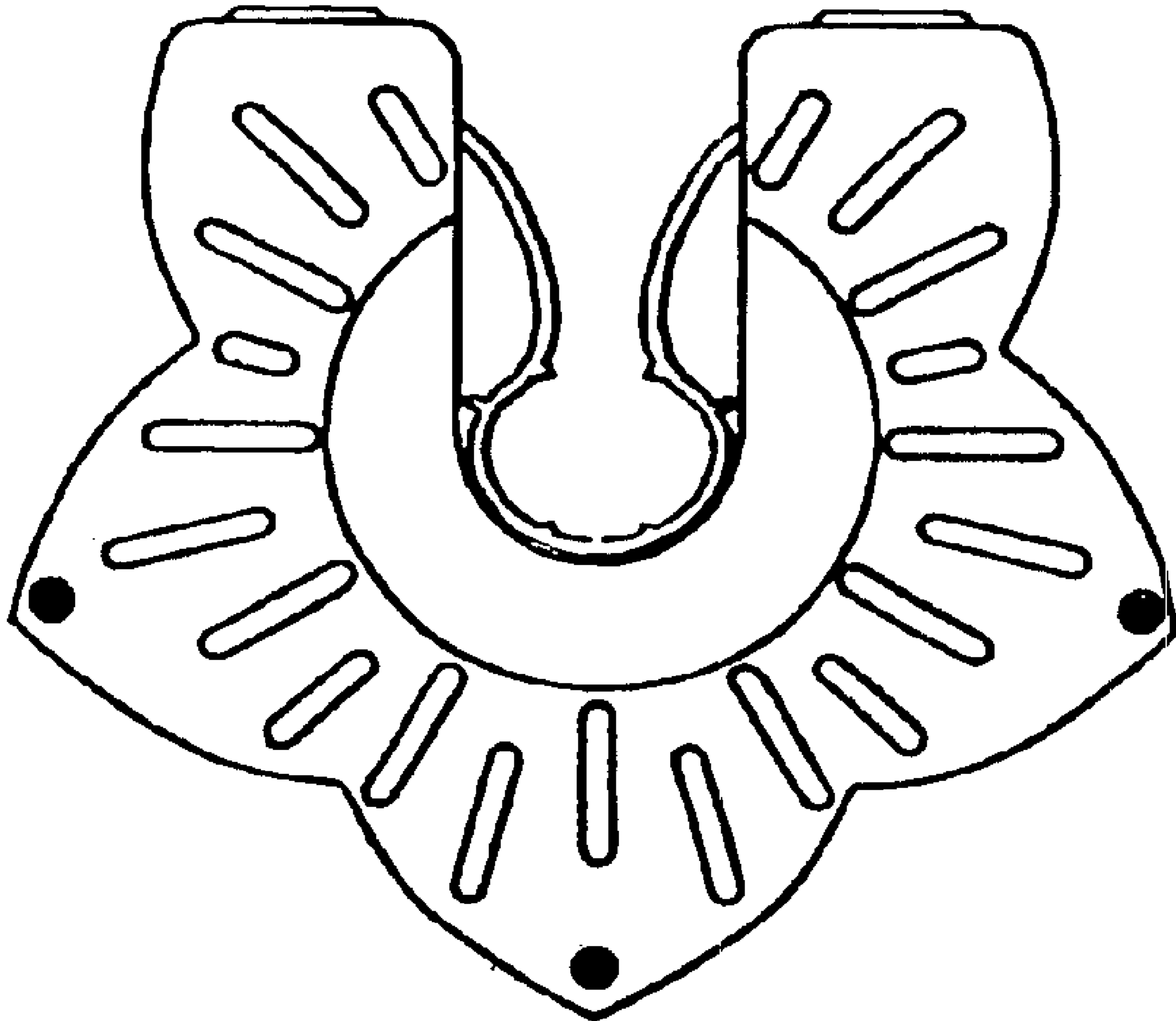


FIG. 7