

US00D512578S

(12) **United States Design Patent**  
**Igarashi**

(10) **Patent No.:** **US D512,578 S**  
(45) **Date of Patent:** **\*\* Dec. 13, 2005**

(54) **CHAIR**  
(75) **Inventor:** **Ryo Igarashi, Tokyo (JP)**  
(73) **Assignee:** **Okamura Corporation (JP)**  
(\*\*) **Term:** **14 Years**

D377,431 S \* 1/1997 Stumpf et al. .... D6/500  
D386,023 S \* 11/1997 Stumpf et al. .... D6/500  
D399,072 S \* 10/1998 Holbrook ..... D6/372  
D402,128 S \* 12/1998 Wilson ..... D6/372  
D420,523 S \* 2/2000 Stumpf et al. .... D6/372  
D428,724 S \* 8/2000 Beaulieu ..... D6/372  
D465,345 S \* 11/2002 Ma ..... D6/372  
D472,066 S \* 3/2003 Ciabatti ..... D6/379

(21) **Appl. No.:** **29/205,038**  
(22) **Filed:** **May 7, 2004**

\* cited by examiner

(30) **Foreign Application Priority Data**

*Primary Examiner*—Mimosa De

Nov. 10, 2003 (JP) ..... 2003-033207

(57) **CLAIM**

I claim the ornamental design for a chair, as shown.

(51) **LOC (6) Cl.** ..... **06-01**  
(52) **U.S. Cl.** ..... **D6/372; D6/374; D6/379**  
(58) **Field of Search** ..... D6/334, 366, 371,  
D6/372, 373, 374, 376, 379, 380, 500–502;  
297/411.42, 411.43, 451.3, 451.7, 452.13,  
452.64

**DESCRIPTION**

FIG. 1 is a front perspective view of a chair showing my new design;  
FIG. 2 is a rear perspective view thereof;  
FIG. 3 is a front elevational view thereof;  
FIG. 4 is a right side view thereof;  
FIG. 5 is a top plan view thereof;  
FIG. 6 is a rear elevational view thereof; and,  
FIG. 7 is a bottom plan view thereof.

(56) **References Cited**

**U.S. PATENT DOCUMENTS**

D164,487 S \* 9/1951 Goldberg ..... D6/372  
D286,106 S \* 10/1986 Franck et al. .... D6/372  
D309,535 S \* 7/1990 Wilson ..... D6/372  
D346,282 S \* 4/1994 Wilcox et al. .... D6/372  
D360,769 S \* 8/1995 Groulx et al. .... D6/372

The fragmented depiction of the meshed pattern shown on the backrest and the seat is understood to repeat uniformly throughout the circumscribed areas.

**1 Claim, 4 Drawing Sheets**

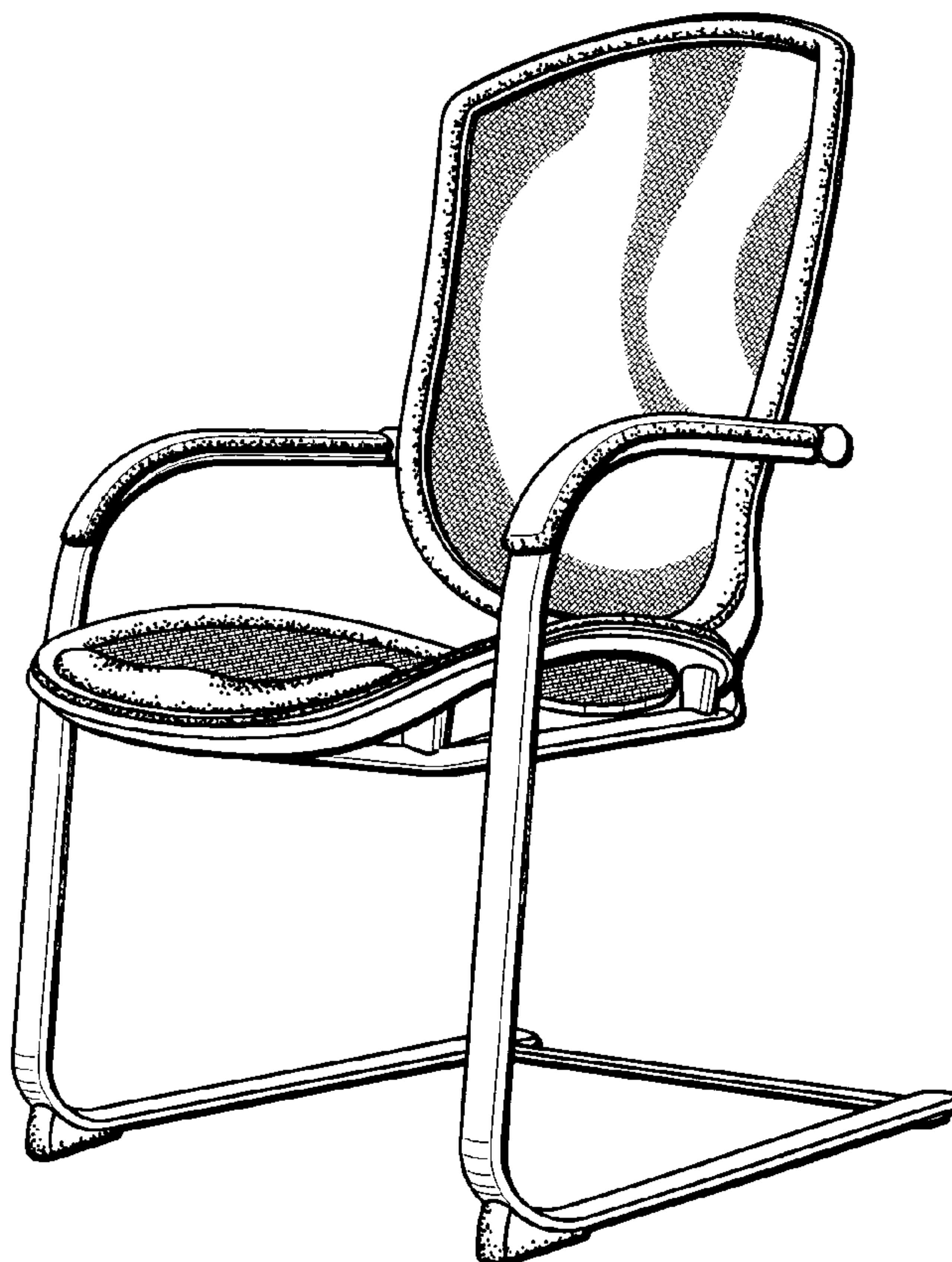




FIG. 1

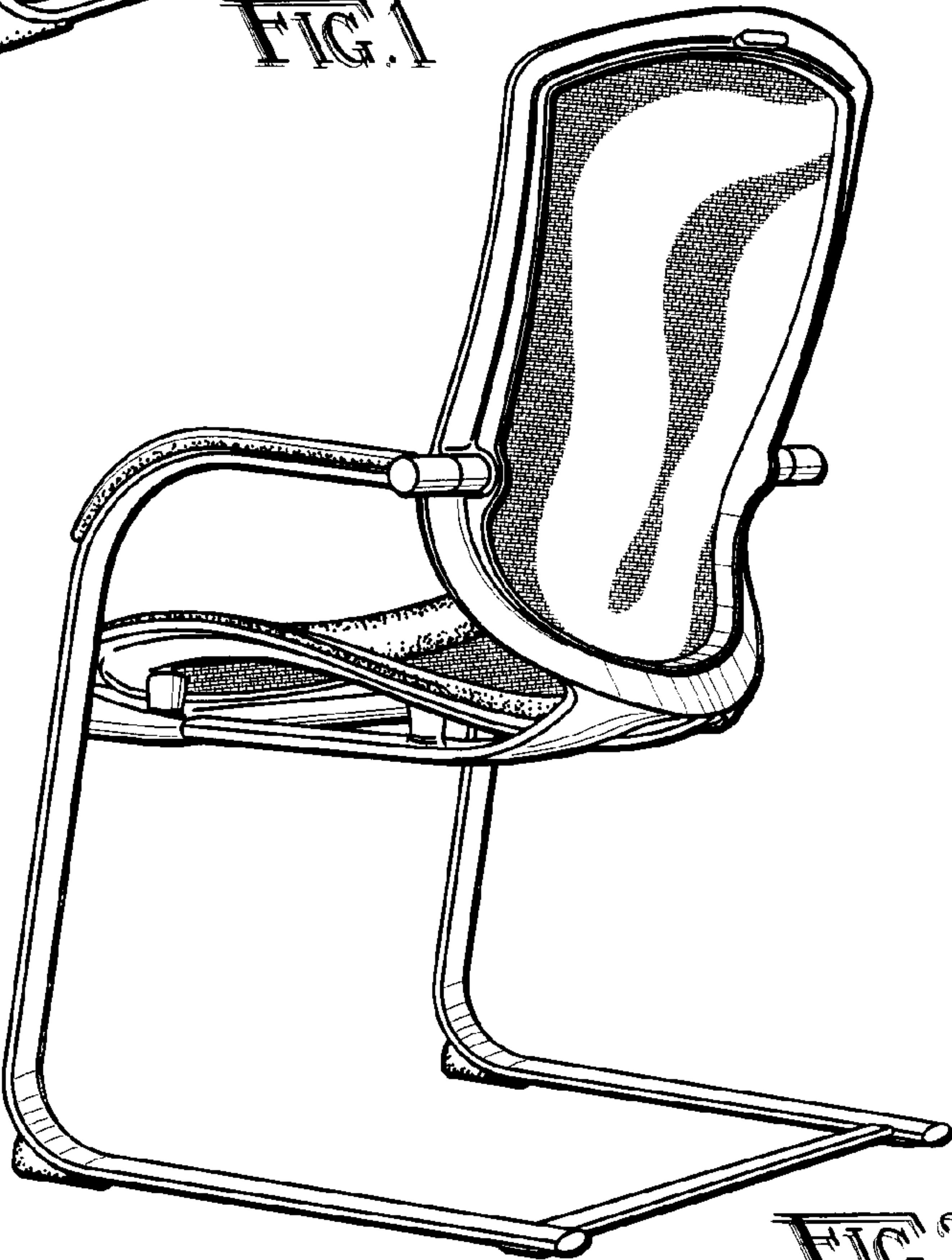


FIG. 2

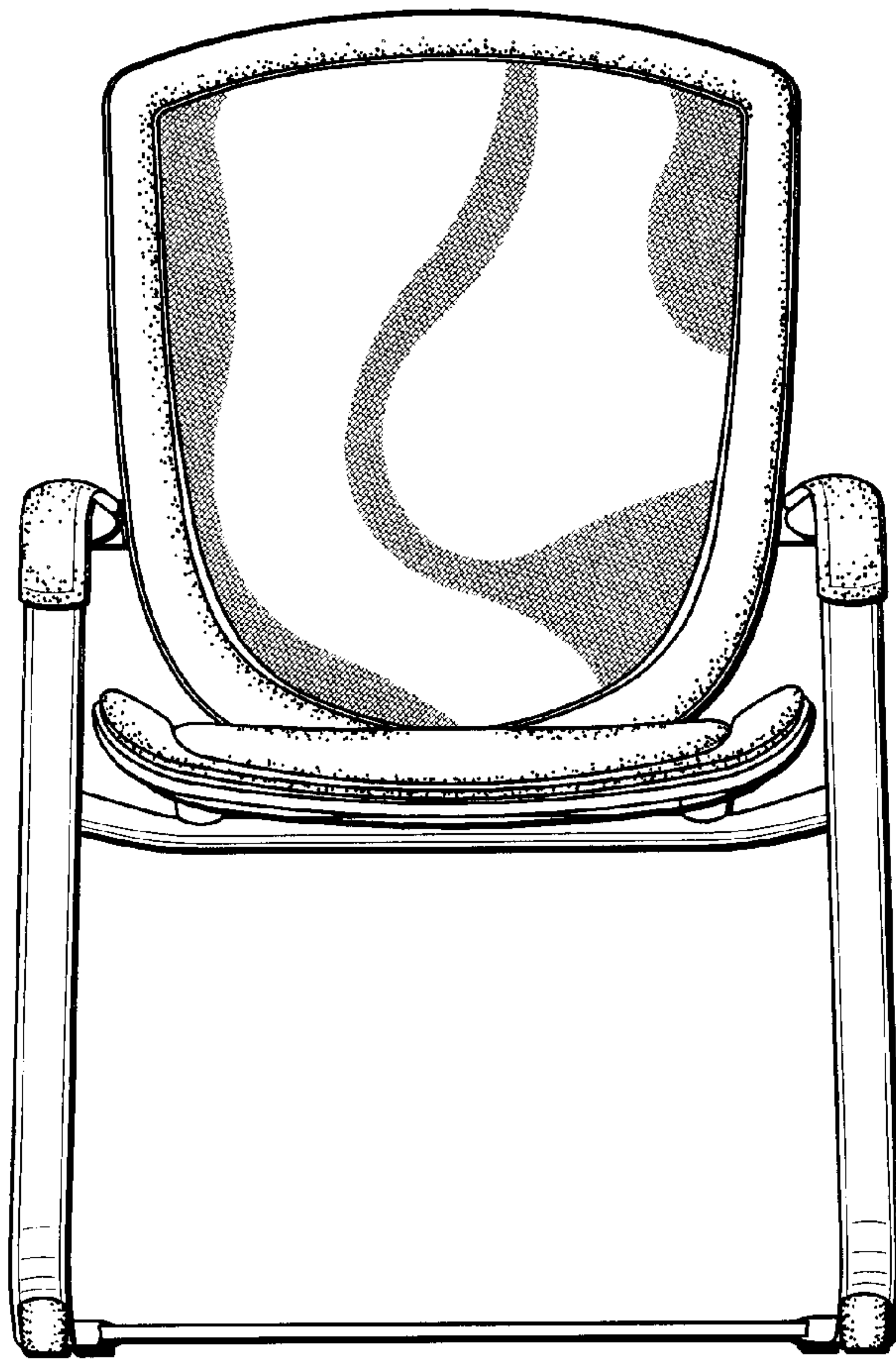


FIG. 3

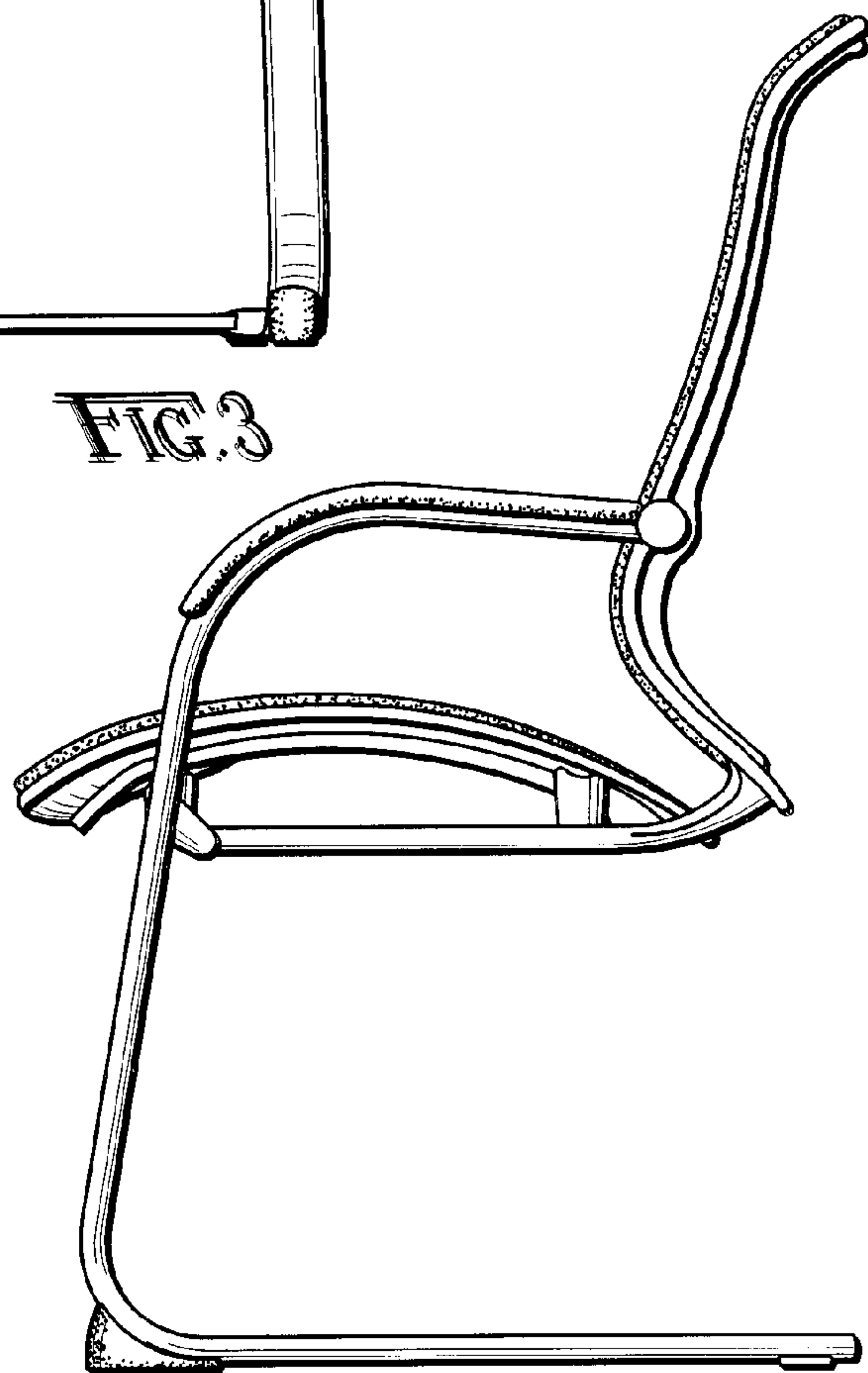


FIG. 4



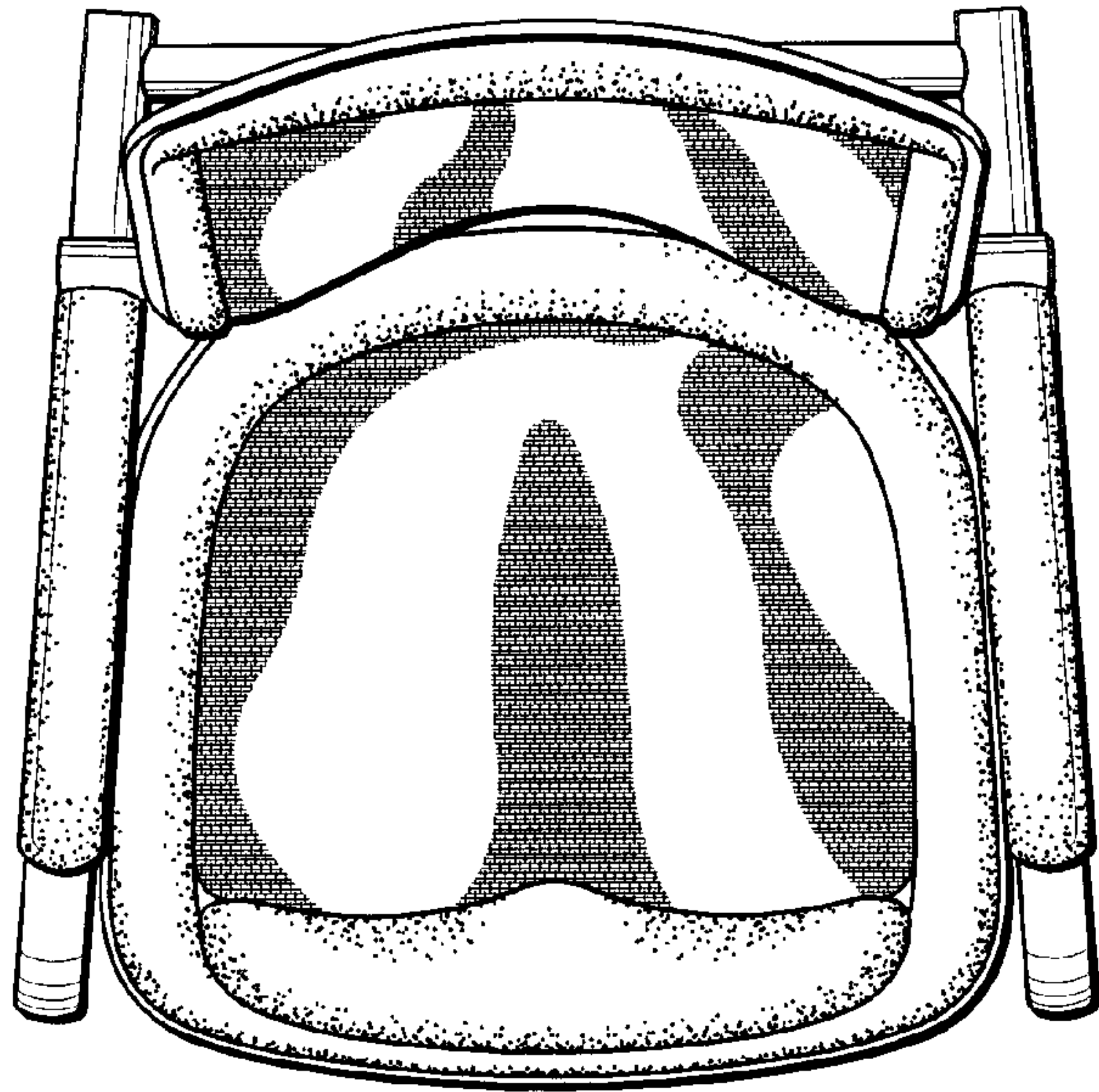


FIG. 5




FIG. 6

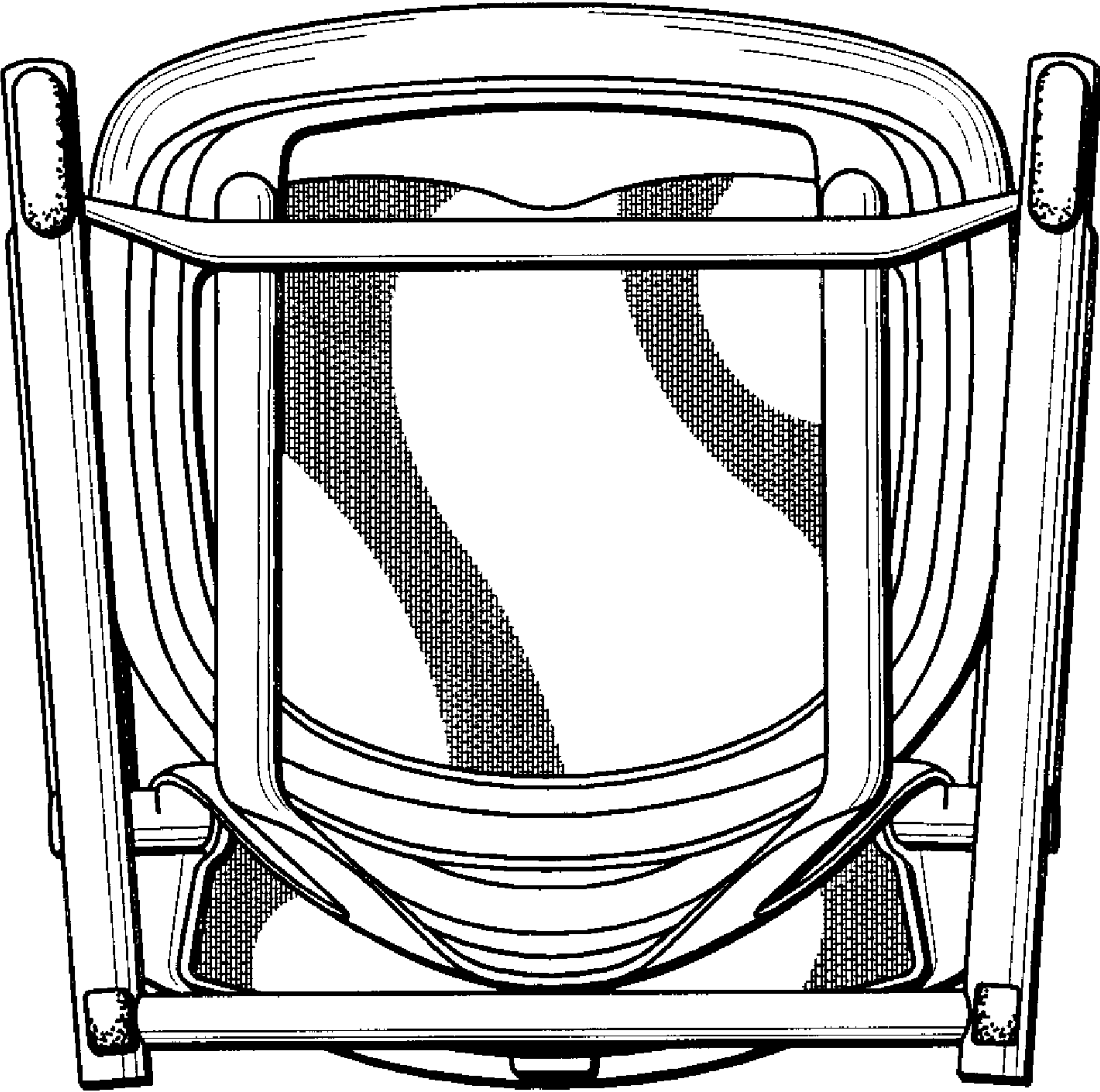


FIG. 7