



US00D512565S

(12) **United States Design Patent**
Sasso

(10) **Patent No.:** **US D512,565 S**

(45) **Date of Patent:** **** Dec. 13, 2005**

(54) **CONTACT LENS HOLDER HAVING
ROTATING CAPS WITH VIEWING LENSES
AND NUMBER INDICIA FOR TRACKING
DAYS OF USAGE**

(76) **Inventor:** **Marilyn Sasso, 6 Pasadena Rd.,
Bronxville, NY (US) 10708**

(**) **Term:** **14 Years**

(21) **Appl. No.:** **29/213,973**

(22) **Filed:** **Sep. 27, 2004**

(51) **LOC (6) Cl. 03-01**

(52) **U.S. Cl. D3/264; D3/263**

(58) **Field of Search D3/219, 263, 264,
D3/265, 252; 206/5, 5.1, 6**

(56) **References Cited**

U.S. PATENT DOCUMENTS

D208,166 S	*	7/1967	Hueber et al.	D3/264
4,091,917 A	*	5/1978	Clawson et al.	206/5.1
4,293,845 A		10/1981	Villa-Real	
4,361,408 A		11/1982	Wirtschafter	
4,483,626 A		11/1984	Noble	
D285,744 S	*	9/1986	Vinot	D3/264
4,909,382 A		3/1990	Cuppari	
5,280,834 A		1/1994	Berkley	
D358,477 S	*	5/1995	De Meo	D3/264
5,452,792 A	*	9/1995	Zautke et al.	206/5.1

D368,368 S	*	4/1996	Merritt	D3/264
5,891,258 A	*	4/1999	Pankow	134/6
6,000,159 A	*	12/1999	Hornung	40/307
6,038,997 A		3/2000	Madden	
6,343,399 B1	*	2/2002	Pankow	15/104.92
6,382,409 B1	*	5/2002	Scala	206/5.1
6,679,373 B1	*	1/2004	Clevenger	206/5.1
D498,590 S	*	11/2004	Borovsky	D3/264
2004/0140229 A1	*	7/2004	Borovsky	206/5.1

* cited by examiner

Primary Examiner—Celia A. Murphy

(74) *Attorney, Agent, or Firm*—Donald R. Schoonover

(57) **CLAIM**

I claim the ornamental design for a contact lens holder having rotating caps with viewing lenses and number indicia for tracking days of usage, as shown and described.

DESCRIPTION

FIG. 1 is a perspective view of a contact lens holder having rotating caps with viewing lenses and number indicia for tracking days of usage, showing my new design;

FIG. 2 is a top plan view thereof;


FIG. 3 is a front elevational view thereof, the rear being a mirror image;

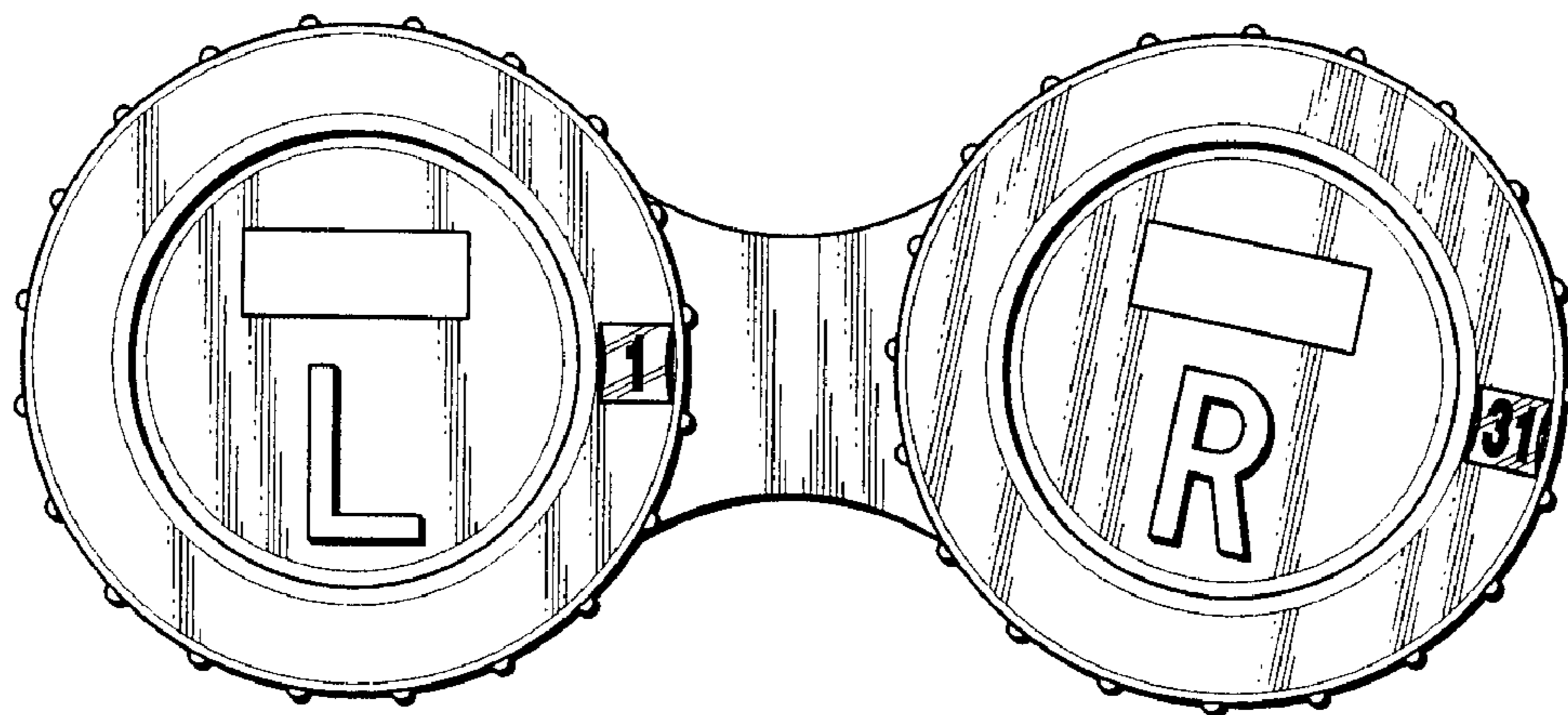
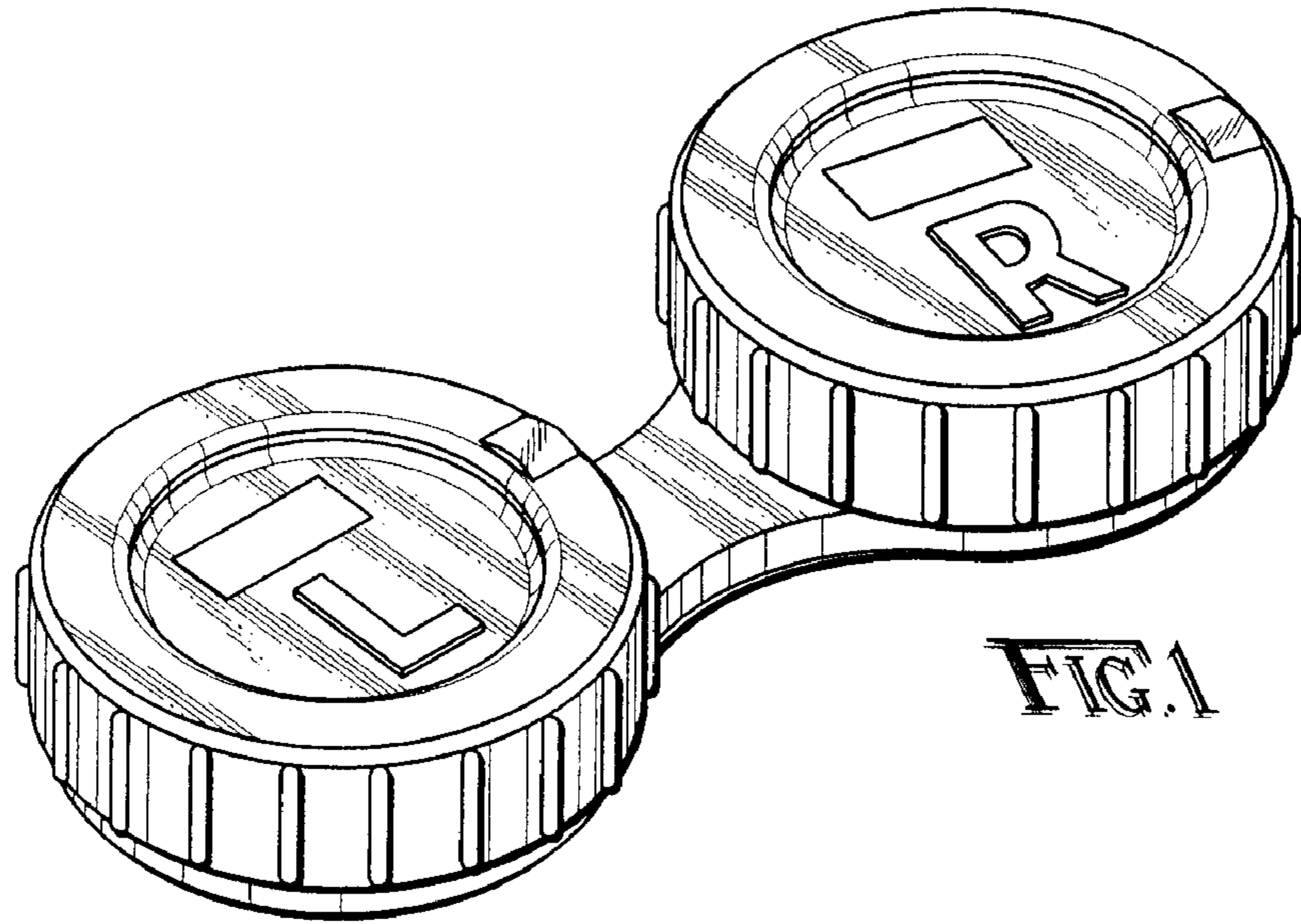
FIG. 4 is a left side elevational view thereof;

FIG. 5 is a right side elevational view thereof; and,

FIG. 6 is a bottom plan view thereof.

1 Claim, 2 Drawing Sheets





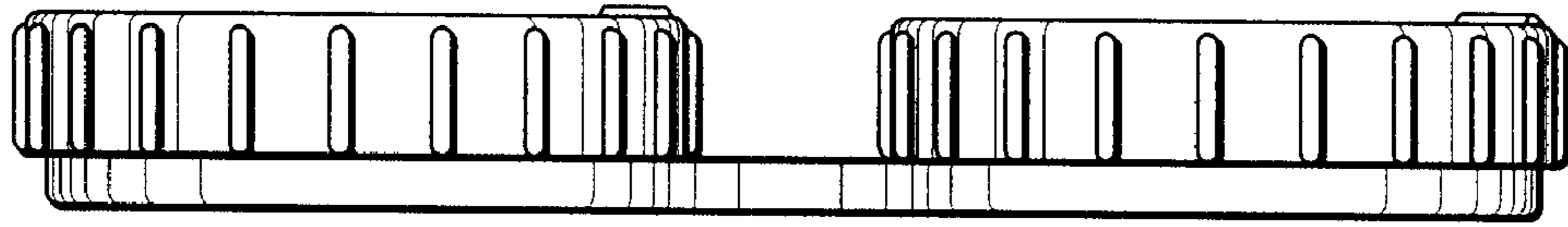


FIG. 3

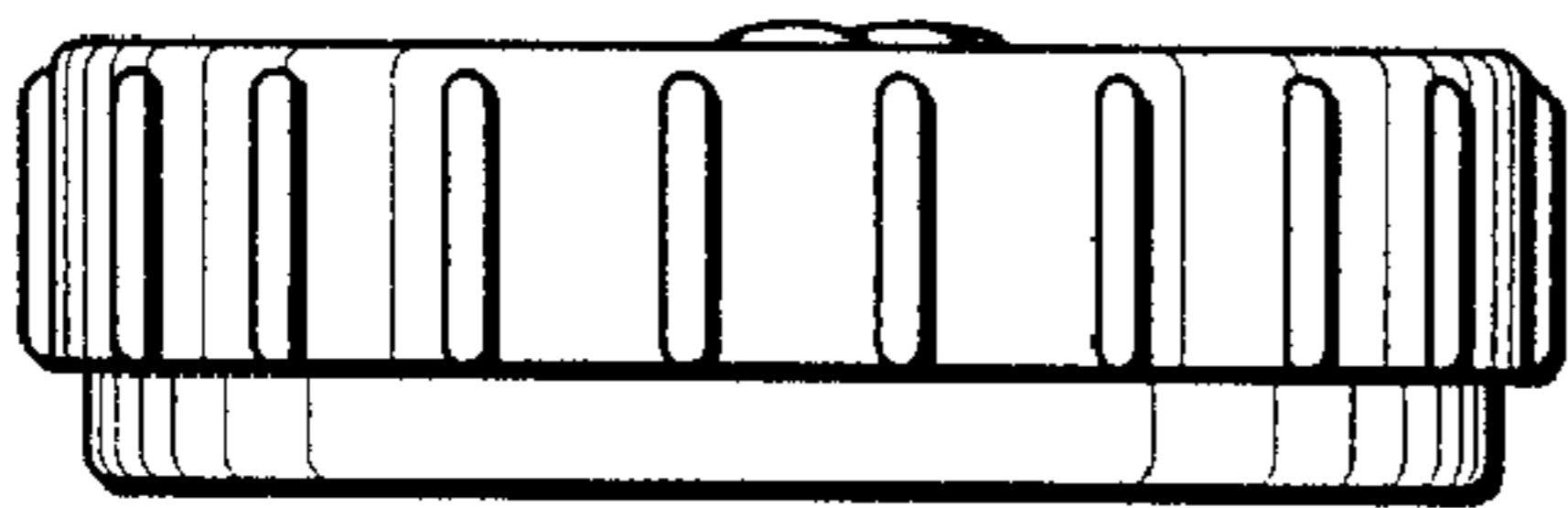


FIG. 4

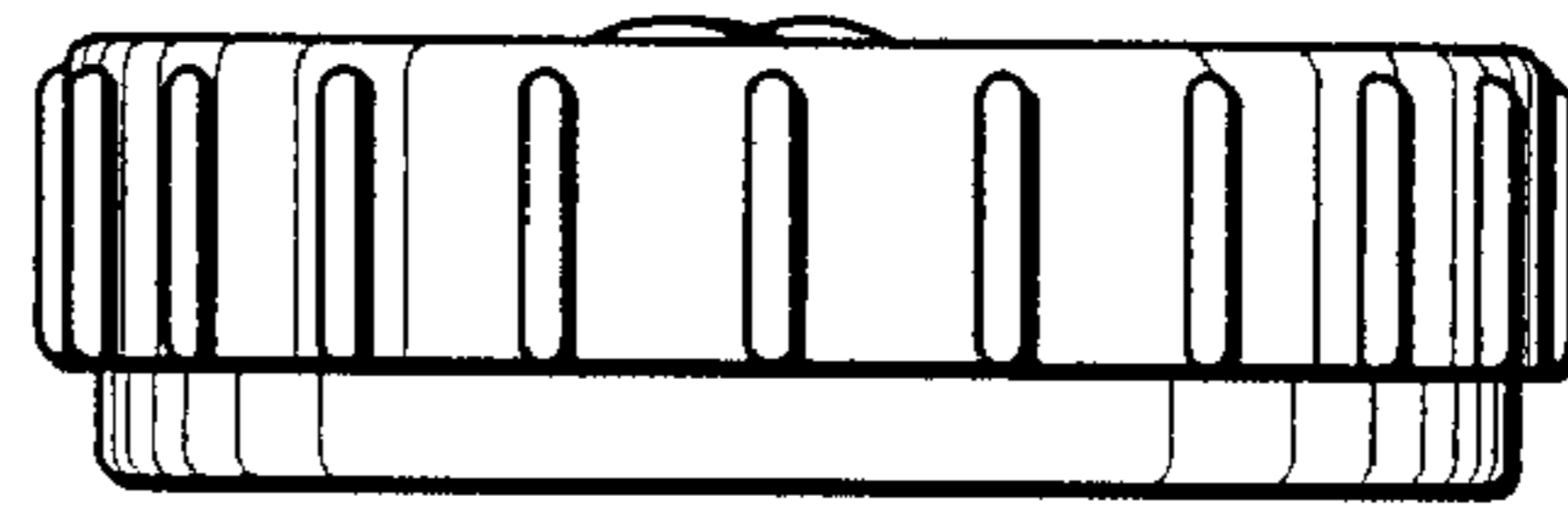


FIG. 5

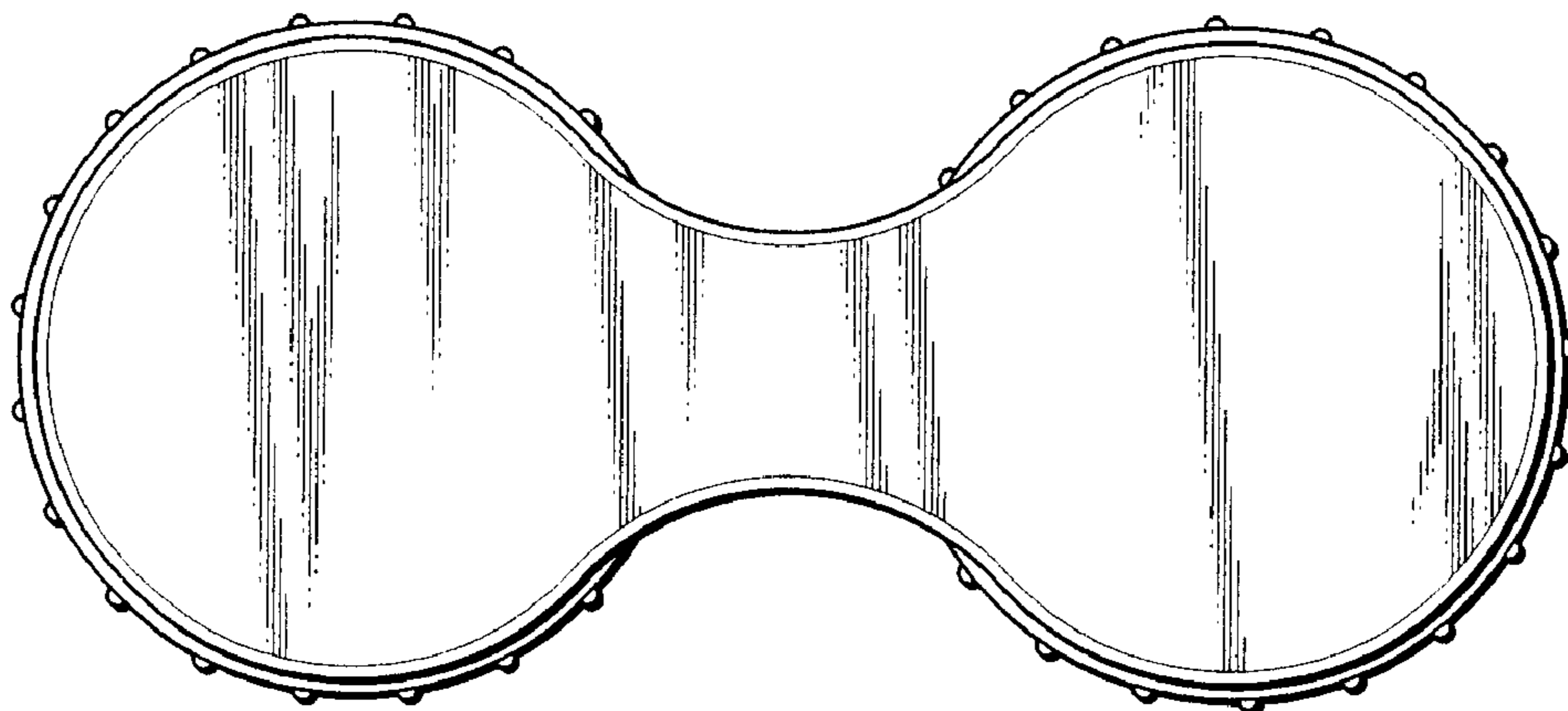


FIG. 6