

US00D512545S

(12) **United States Design Patent**
Griffin

(10) **Patent No.:** **US D512,545 S**
(45) **Date of Patent:** **** Dec. 6, 2005**

(54) **COMBINED WET/DRY VACUUM CLEANER**

(75) **Inventor:** **John Griffin**, Phoenix, AZ (US)

(73) **Assignee:** **Shop Vac Corporation**, Williamsport, PA (US)

(**) **Term:** **14 Years**

D460,230 S 7/2002 Griffin
D466,659 S 12/2002 Griffin
D469,934 S 2/2003 Griffin
D470,279 S 2/2003 Griffin et al.
D470,280 S 2/2003 Griffin et al.
D470,281 S 2/2003 Griffin et al.
D479,371 S 9/2003 Griffin et al.
D479,372 S 9/2003 Griffin

(21) **Appl. No.:** **29/203,258**

(22) **Filed:** **Apr. 12, 2004**

(51) **LOC (8) Cl.** **15-05**

(52) **U.S. Cl.** **D32/21**

(58) **Field of Search** D32/1, 21, 23,
D32/31; 15/301, 302, 314, 320-322, 327.1-327.2,
327.4-327.7, 339, 347, 375, 377, 387, 393,
396, 398, 400, 402, 410, 412, 414

(56) **References Cited**

U.S. PATENT DOCUMENTS

4,724,573 A	*	2/1988	Ostergaard	15/321
D338,292 S	*	8/1993	Schmitz et al.	D32/21
D422,386 S	*	4/2000	Jaros et al.	D32/21
D429,855 S		8/2000	Griffin		
D429,856 S		8/2000	Griffin		
D429,857 S		8/2000	Griffin		
D430,367 S		8/2000	Griffin		
D430,713 S		9/2000	Griffin		
D438,678 S		3/2001	Griffin		
D439,710 S		3/2001	Griffin		
D444,276 S		6/2001	Griffin		
D445,548 S		7/2001	Griffin		
D445,549 S		7/2001	Griffin		
D446,892 S		8/2001	Griffin		
D447,292 S		8/2001	Griffin		
D447,293 S		8/2001	Griffin		
D447,842 S		9/2001	Griffin		
D447,843 S		9/2001	Griffin		
D447,844 S		9/2001	Griffin		
D452,052 S		12/2001	Griffin		
D454,672 S		3/2002	Griffin		

OTHER PUBLICATIONS

U.S. Appl. No. 29/200,354, filed Feb. 26, 2004, Griffin.
U.S. Appl. No. 29/200,984, filed Mar. 08, 2004, Griffin.

* cited by examiner

Primary Examiner—Ruth McInroy

(74) *Attorney, Agent, or Firm*—Marshall, Gerstein & Borun LLP

(57) **CLAIM**

The ornamental design for a “combined wet/dry vacuum cleaner,” as shown and described.

DESCRIPTION

FIG. 1 is a right side perspective view taken from the front and side showing my new design, and FIG. 2 is a front elevation view thereof; FIG. 3 is a left side elevational view, the right side elevational view being a mirror image thereof; FIG. 4 is a top plan view thereof; FIG. 5 is a rear elevational view thereof; FIG. 6 is a front elevation view of the combined wet/dry vacuum cleaner with a handle that does not form part of the claimed invention; FIG. 7 is a left side elevational view of the vacuum with the handle; and, FIG. 8 is a rear elevation view of the vacuum with the handle. The broken line showing of FIGS. 6-8 is for illustrative purposes only and forms no part of the claimed design.

1 Claim, 8 Drawing Sheets




FIG. 1




FIG. 2




FIG. 3




FIG. 4

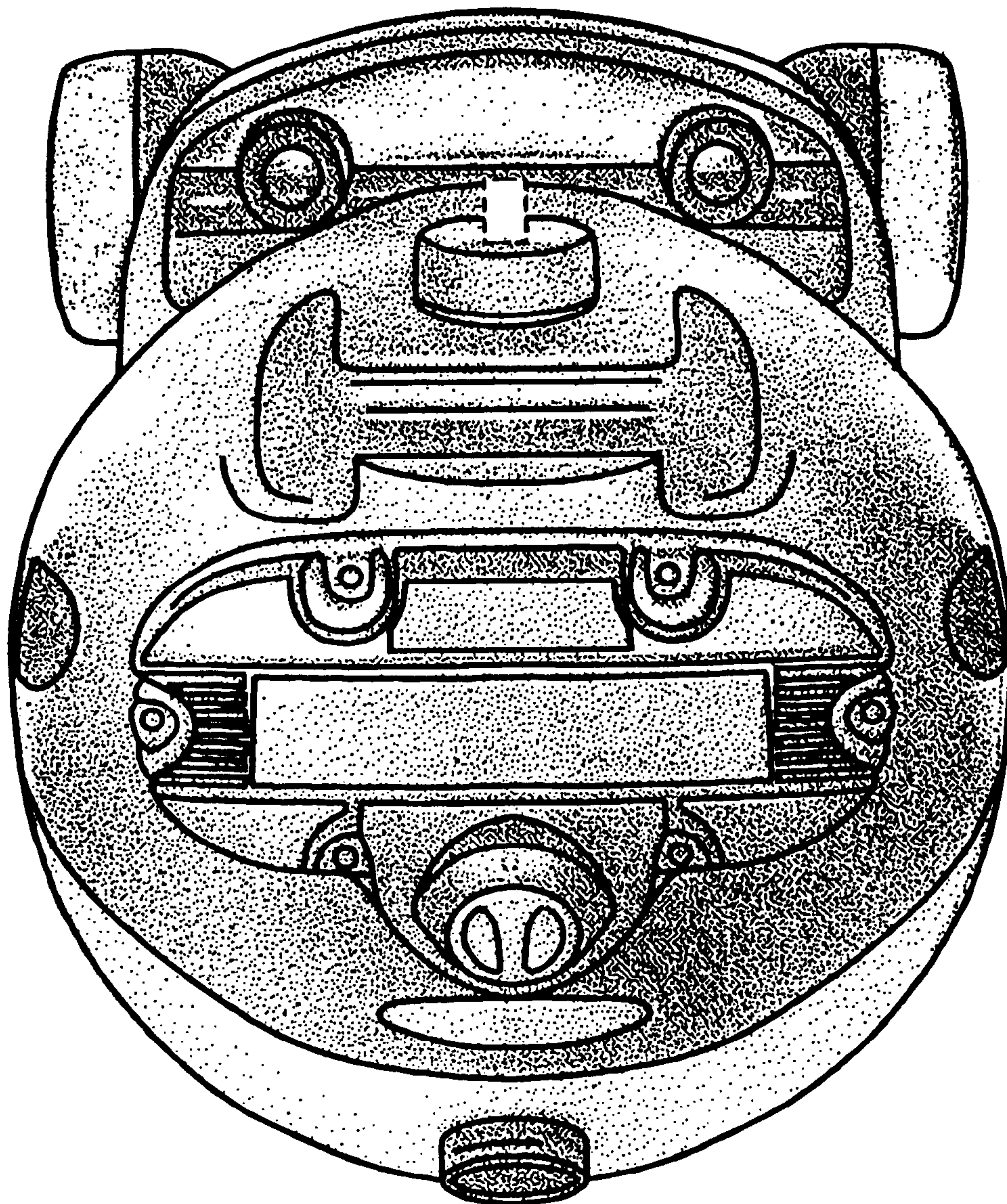


FIG. 5




FIG. 6




FIG. 7




FIG. 8

