



US00D512537S

(12) **United States Design Patent** (10) **Patent No.:** **US D512,537 S**  
**Barnes et al.** (45) **Date of Patent:** **\*\* Dec. 6, 2005**

(54) **COMBINED STORAGE AND STEP PLATFORM FOR ANIMALS**

(76) Inventors: **Willa D. Barnes**, 222 Grafton Ave., Newark, NJ (US) 07104; **Willys A. Barnes**, 222 Grafton Ave., Newark, NJ (US) 07104

(\*\*) Term: **14 Years**

(21) Appl. No.: **29/200,927**

(22) Filed: **Mar. 8, 2004**

(51) **LOC (8) Cl.** ..... **30-02**

(52) **U.S. Cl.** ..... **D30/119; D6/350**

(58) **Field of Search** ..... D30/108–112, D30/114–119, 160–161; 119/161–170, 847, 706, 285, 485, 498; 15/257.05, 257.06; D7/691, 550.1; D32/53.1, 55; D9/431, 456; D6/350, 336; 182/33, 35; 312/258, 235.1; 217/5; D25/62–63, 65

(56) **References Cited**

**U.S. PATENT DOCUMENTS**

431,058 A *	7/1890	Kaupmann	.....	312/235.1
1,293,967 A *	2/1919	Stalder	.....	182/33
2,563,436 A *	8/1951	Toth	.....	312/235.1
2,658,640 A *	11/1953	Bayles	.....	217/5
D173,074 S *	9/1954	McMaster	.....	D6/336
D181,793 S *	12/1957	Hansen	.....	D25/65
3,173,398 A	3/1965	Raymond		
3,346,317 A *	10/1967	Peggs	.....	312/258
D212,086 S *	8/1968	Gilman	.....	D6/350

D221,558 S	8/1971	Zimmerman		
3,984,144 A	10/1976	Steinbrecher		
4,139,077 A *	2/1979	Pena, Jr.	.....	182/35
4,537,282 A	8/1985	Lobdell		
4,937,902 A *	7/1990	Ceike Shapiro	.....	182/33
5,107,957 A *	4/1992	Bennett	.....	182/33
D330,462 S *	10/1992	Szablak et al.	.....	D6/350
5,213,060 A	5/1993	Sloan et al.		
5,634,440 A	6/1997	Mogck		
D383,261 S	9/1997	Karsten et al.		
5,735,586 A *	4/1998	Cheng	.....	312/235.1
D429,038 S	8/2000	Forester		
6,182,612 B1 *	2/2001	Ross, Sr.	.....	119/161
D443,072 S *	5/2001	Schultz	.....	D25/65
D465,032 S *	10/2002	Robbins et al.	.....	D25/63
D482,458 S *	11/2003	Limber	.....	D25/65
D485,021 S *	1/2004	Gonzalez	.....	D30/119

\* cited by examiner

*Primary Examiner*—Cathy Anne MacCormac


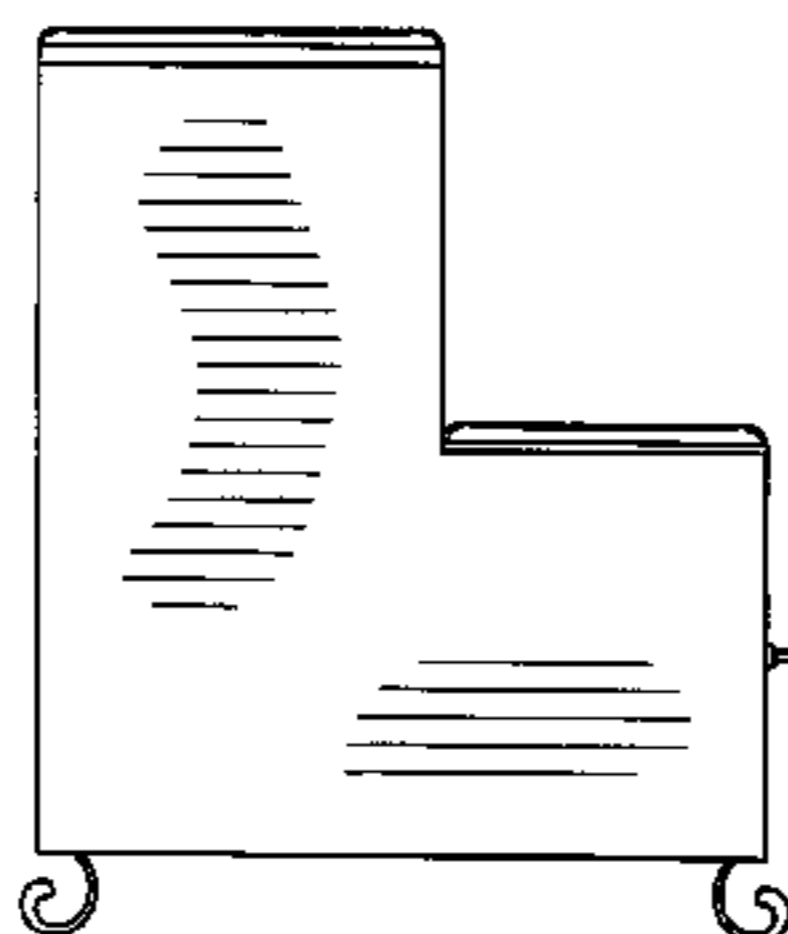

(57) **CLAIM**

The ornamental design for a combined storage and step platform for animals, as shown and described.

**DESCRIPTION**

FIG. 1 is a front elevational view of a combined storage and sept platform for animals showing our new design; FIG. 2 is a rear elevational view thereof; FIG. 3 is a side elevational view thereof; FIG. 4 is a top plan view thereof; and, FIG. 5 is a bottom plan view thereof.

**1 Claim, 3 Drawing Sheets**






FIG. 1




FIG. 2

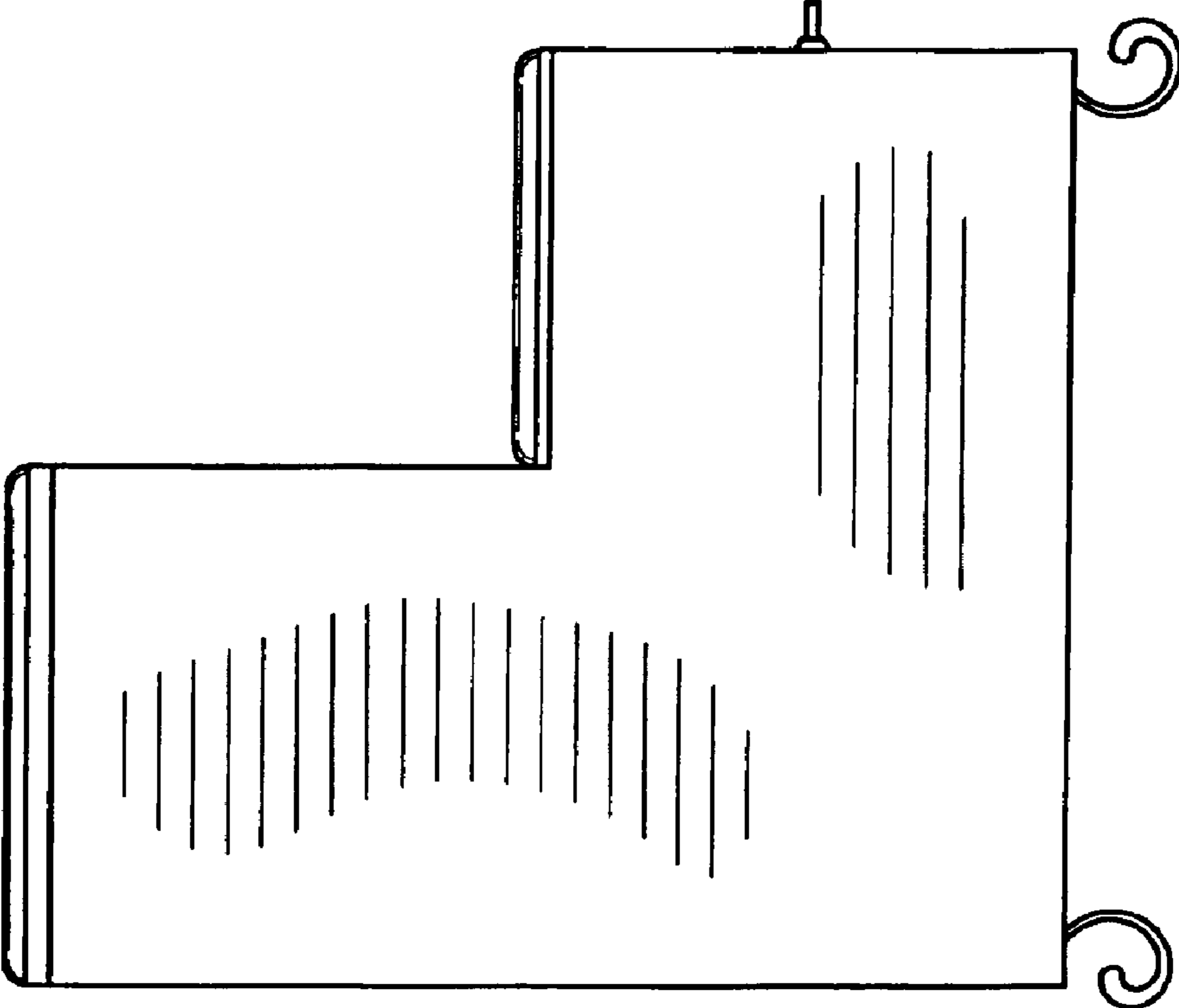


FIG. 3

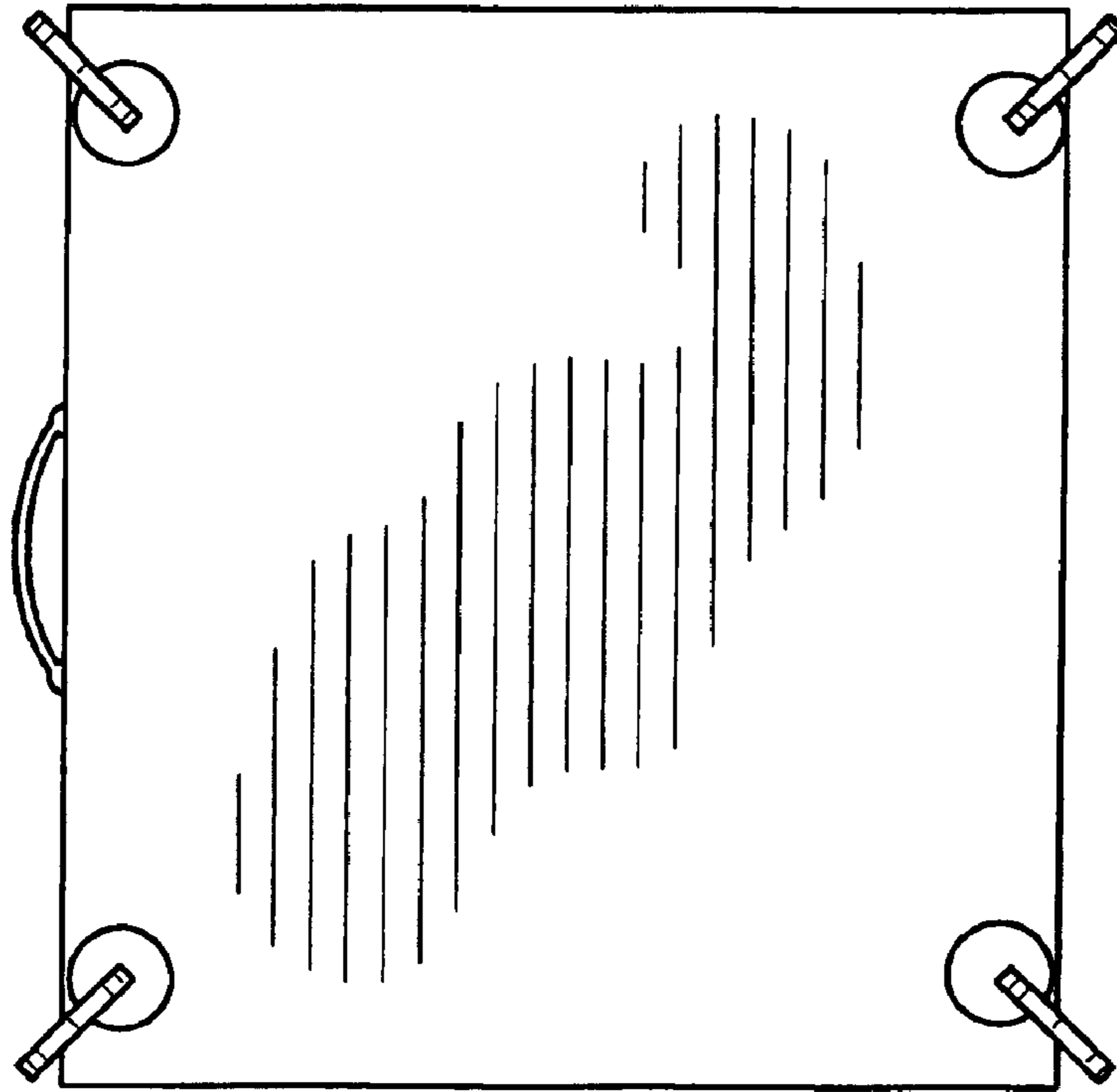


FIG. 5

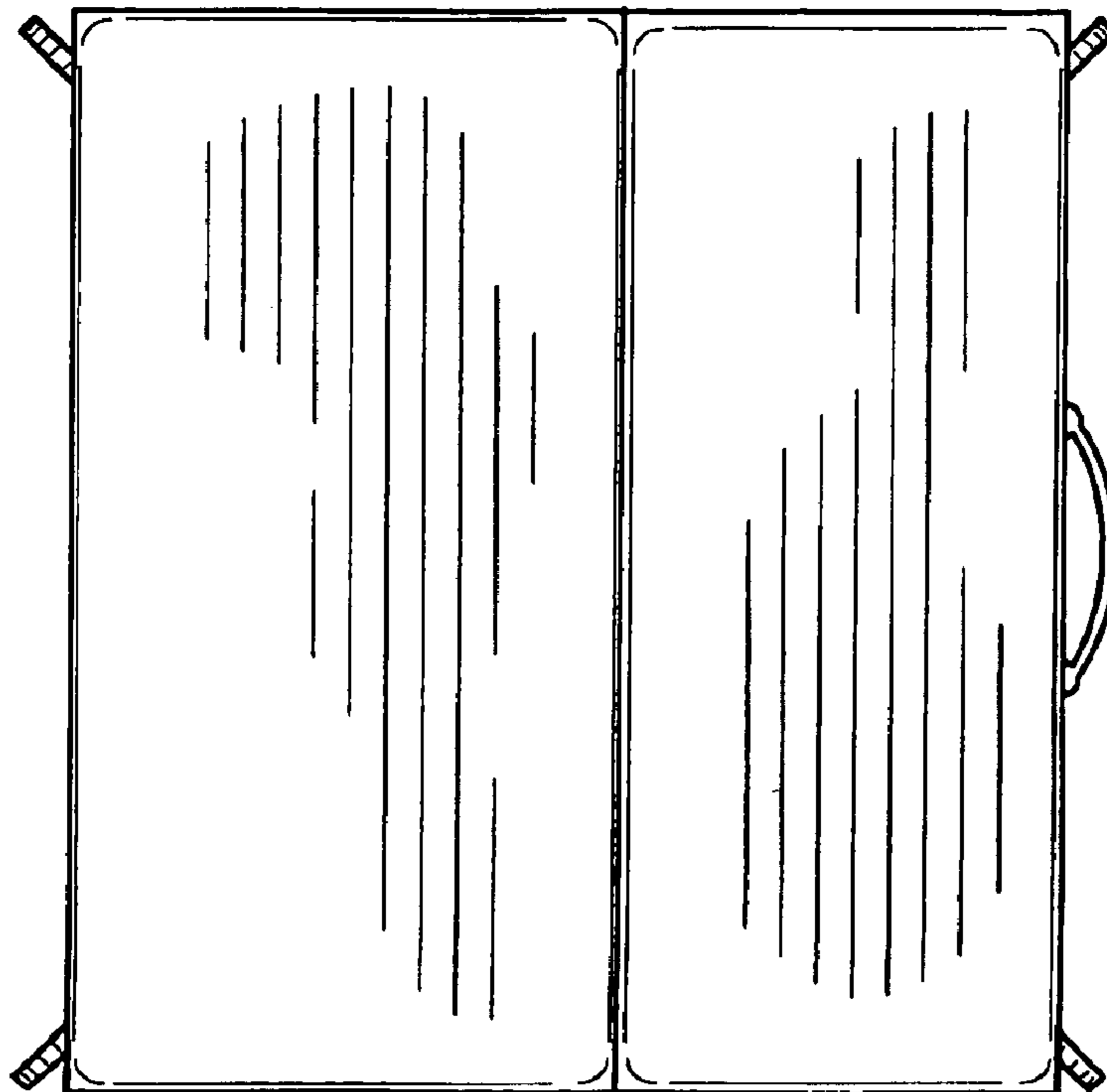


FIG. 4