



US00D512525S

(12) **United States Design Patent**
Yang

(10) **Patent No.:** **US D512,525 S**
(45) **Date of Patent:** **** Dec. 6, 2005**

(54) **TORCH**

(76) **Inventor:** **Manho Yang**, Block 1 & 2, Kam Tong Industrial Building, No. 1 Industrial District, Tangxia Town, Dongguan City, Guangdong Province (CN)

(**) **Term:** **14 Years**

(21) **Appl. No.:** **29/173,704**

(22) **Filed:** **Jan. 3, 2003**

(30) **Foreign Application Priority Data**

Jul. 4, 2002 (CN) 02 3 57775

(51) **LOC (8) Cl.** **26-02**

(52) **U.S. Cl.** **D26/49**

(58) **Field of Search** D26/37-50; 362/157, 362/158, 171, 172, 173, 183-208

(56) **References Cited**

U.S. PATENT DOCUMENTS

- D417,023 S 11/1999 Yang
- D418,932 S 1/2000 Yang
- D418,933 S 1/2000 Yang
- D443,709 S * 6/2001 Chiu D26/49

- D445,522 S * 7/2001 Chiu D26/49
- D450,870 S 11/2001 Yang
- D451,224 S 11/2001 Yang
- D480,493 S * 10/2003 Liou D26/49

OTHER PUBLICATIONS

U.S. Appl. No. 29/166,518, filed Aug. 29, 2002, Yang.

* cited by examiner

Primary Examiner—Marcus A. Jackson

(74) *Attorney, Agent, or Firm*—RatnerPrestia

(57) **CLAIM**

The ornamental design for a torch, as shown and described.

DESCRIPTION

FIG. 1 is a perspective view of a torch according to the principle of the present invention;
FIG. 2 is a front elevation view thereof;
FIG. 3 is a rear elevation view thereof;
FIG. 4 is a left view thereof;
FIG. 5 is a right view thereof;
FIG. 6 is a top view thereof; and,
FIG. 7 is a bottom view thereof.

1 Claim, 2 Drawing Sheets

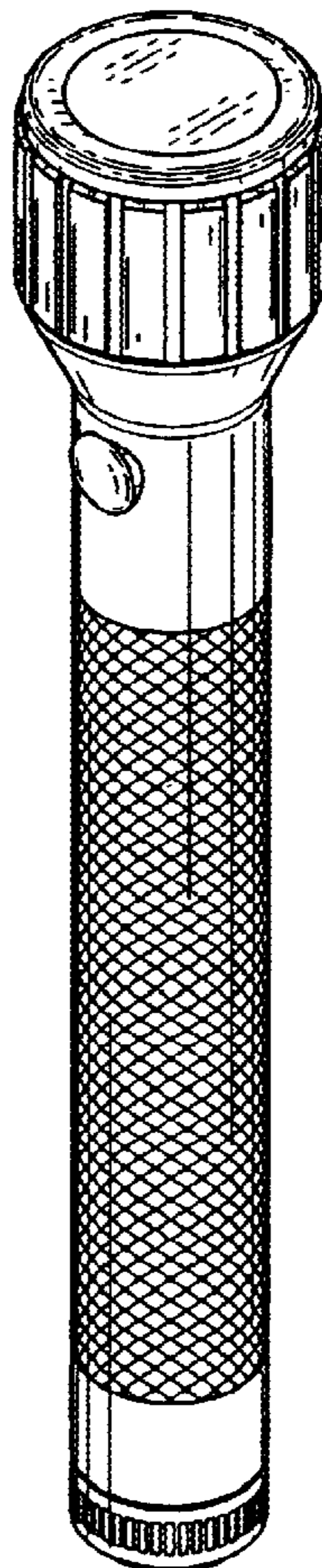


FIG. 1




FIG. 2




FIG. 3




FIG. 4




FIG. 5




FIG. 6



FIG. 7

