



US00D512523S

(12) **United States Design Patent**  
**Leung et al.**

(10) **Patent No.: US D512,523 S**  
(45) **Date of Patent: \*\* Dec. 6, 2005**

(54) **LAMP**

(76) Inventors: **Benson Chung-Pun Leung**, Unit 901,  
53-57 Kwai Fung Crescent, Kwai  
Chung, New Territories (HK); **Ambrose  
Shing-Yin Leung**, Unit 901, 53-57  
Kwai Fung Crescent, Kwai Chung, New  
Territories (HK)

(\*\*) Term: **14 Years**

(21) Appl. No.: **29/202,472**

(22) Filed: **Mar. 31, 2004**

(51) **LOC (8) Cl.** ..... **26-04**

(52) **U.S. Cl.** ..... **D26/3**

(58) **Field of Search** ..... D26/1-4; 313/313,  
313/315, 317, 318, 493; 315/52, 53, 56,  
57, 58

(56) **References Cited**

**U.S. PATENT DOCUMENTS**

D498,311 S \* 11/2004 Leung et al. .... D26/3  
D498,312 S \* 11/2004 Leung et al. .... D26/3  
D498,547 S \* 11/2004 Leung et al. .... D26/3

**OTHER PUBLICATIONS**

The Home Depot [online] [retrieved on Mar. 2, 2004].  
Retrieved from The Home Depot using Internet:  
<URL:http://www.homedepot.com>.

\* cited by examiner

*Primary Examiner*—Marcus A. Jackson  
(74) *Attorney, Agent, or Firm*—Wallenstein Wagner &  
Rockey, Ltd.

(57) **CLAIM**

We claim the ornamental design for lamp, as shown and  
described.

**DESCRIPTION**

FIG. 1 is a perspective view of a lamp according to the new  
design.

FIG. 2 is a front view of the lamp shown in FIG. 1.

FIG. 3 is a side view of the lamp shown in FIG. 1.

FIG. 4 is a top view of the lamp shown in FIG. 1; and,

FIG. 5 is a bottom view of the lamp shown in FIG. 1.

Features shown in broken lines in the drawings are not part  
of the claim.

**1 Claim, 2 Drawing Sheets**

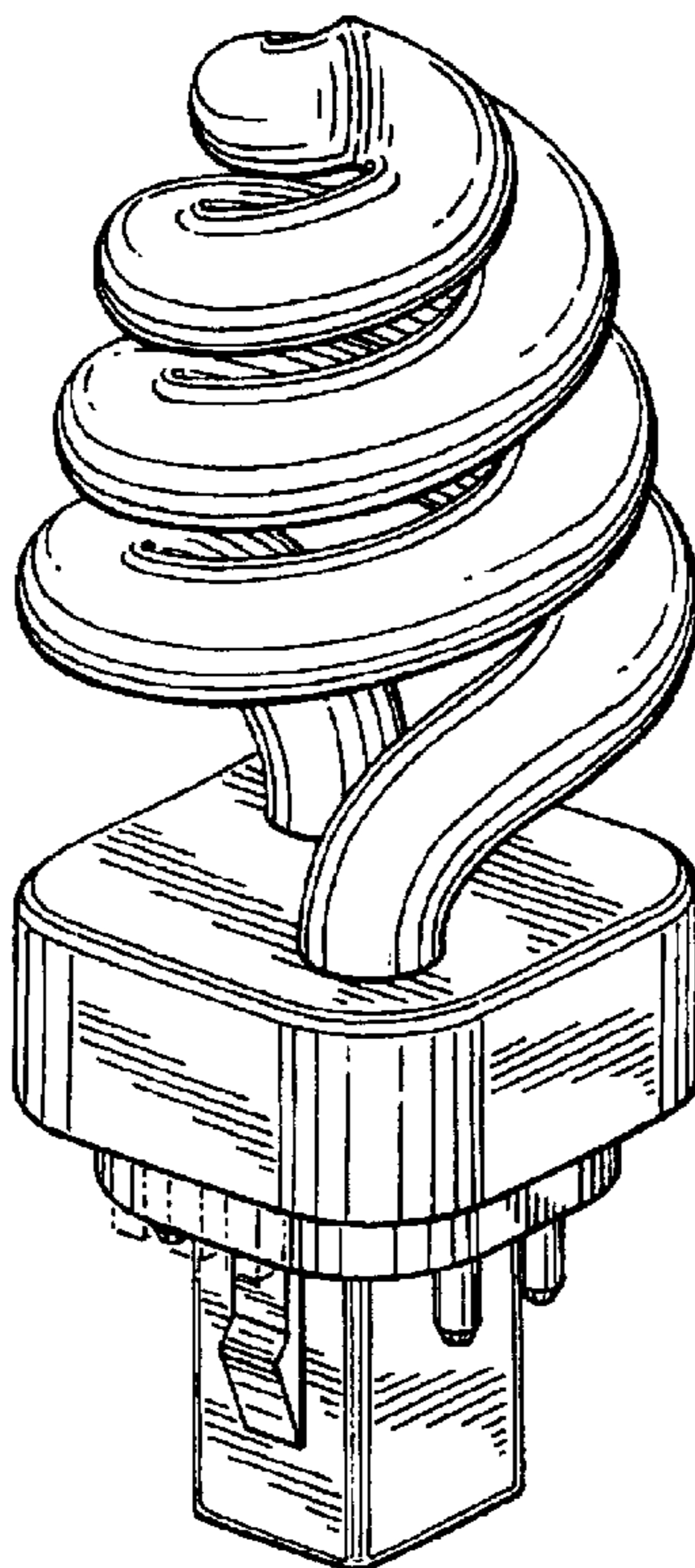


FIG. 1

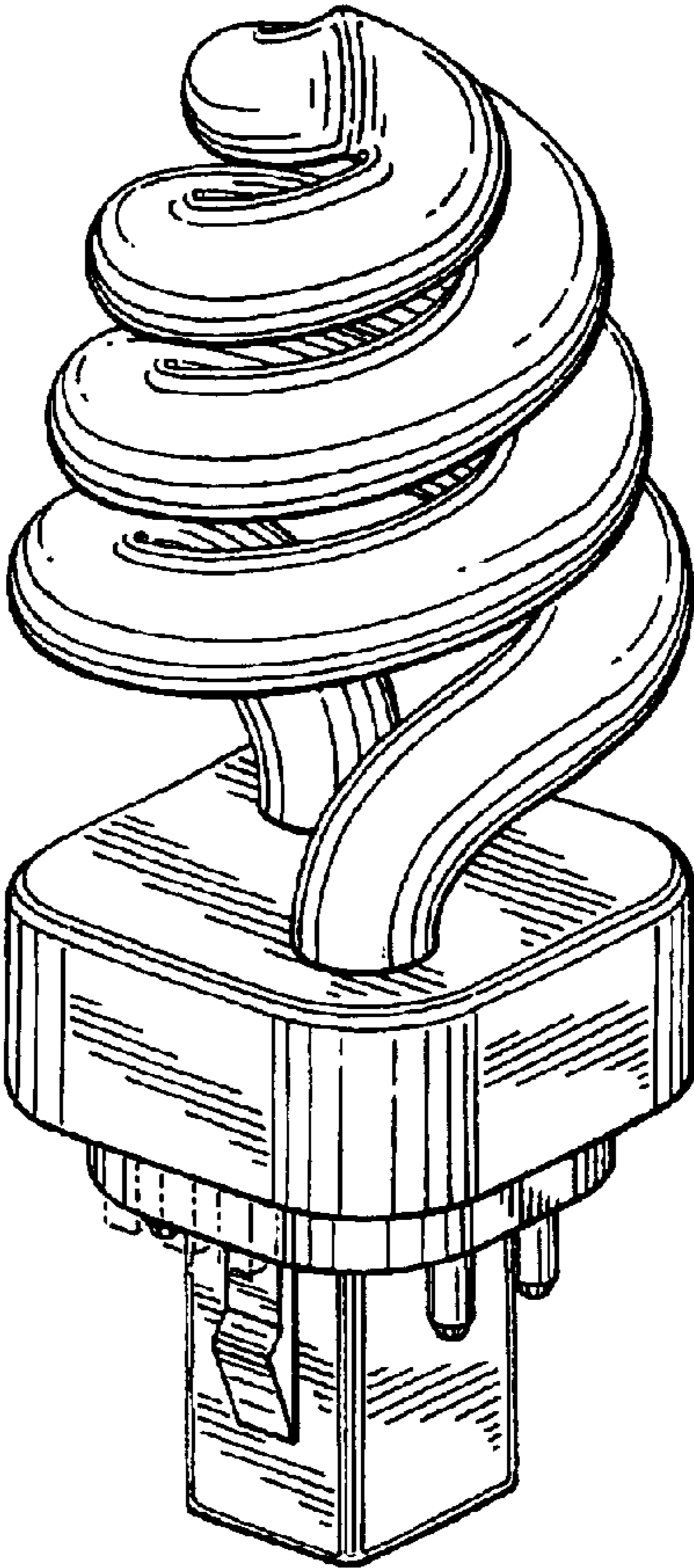


FIG. 2

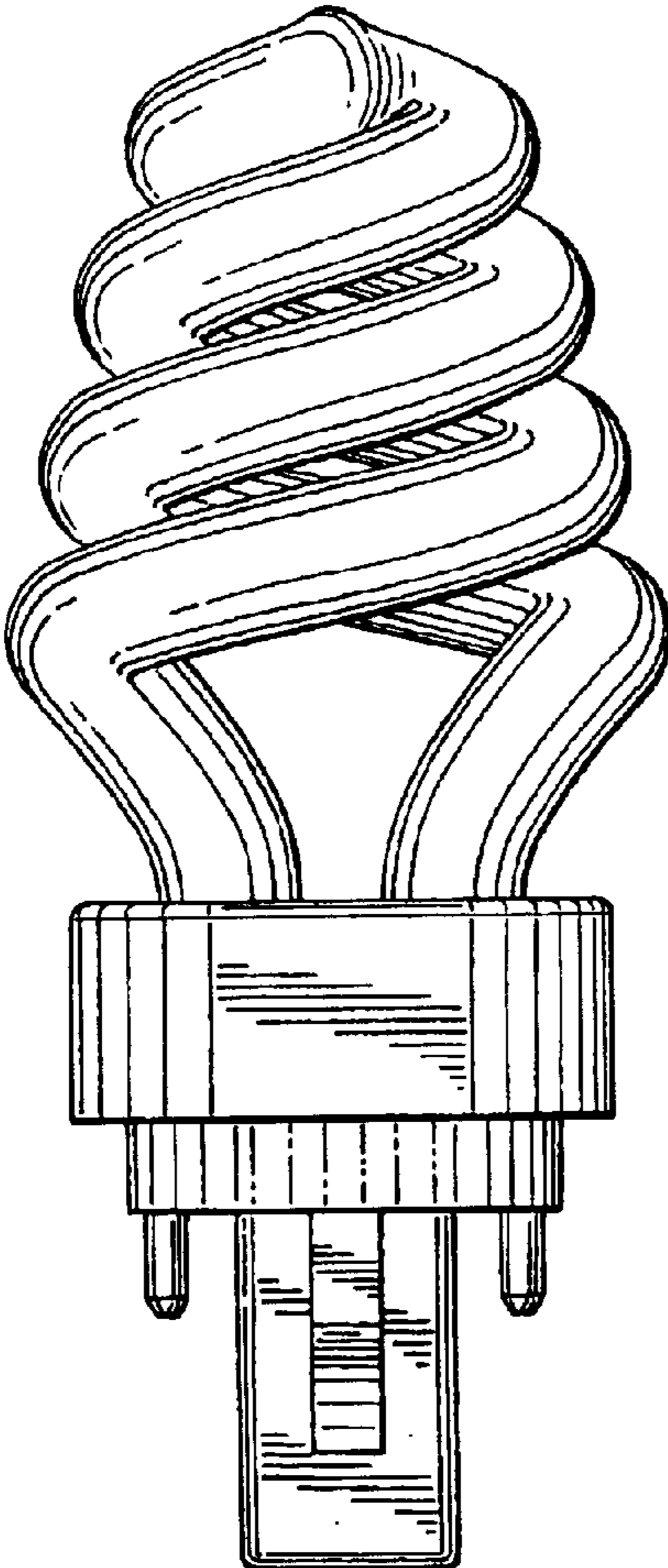


FIG. 3

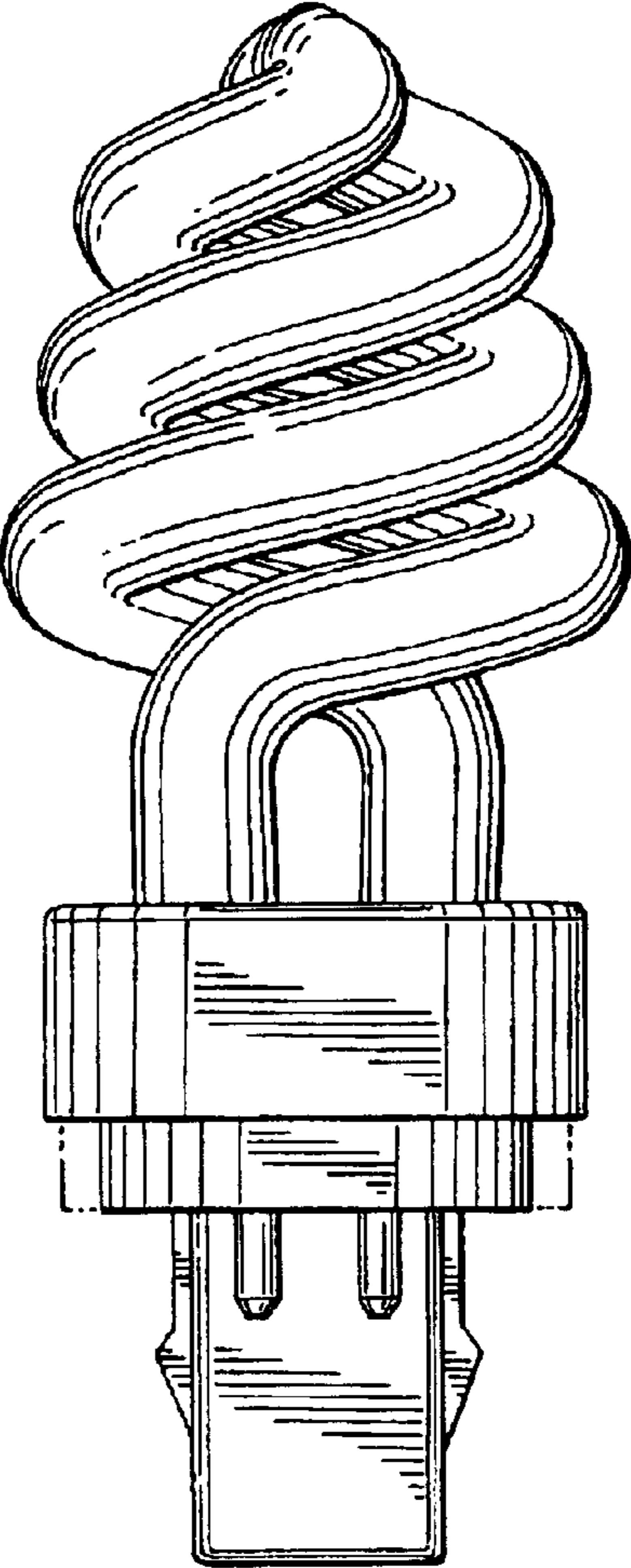


FIG. 4




FIG. 5

