

US00D512509S

(12) **United States Design Patent**
Yamasoto et al.

(10) **Patent No.:** **US D512,509 S**

(45) **Date of Patent:** **** Dec. 6, 2005**

(54) **MEDICAL PATCH**

2002/0156411 A1 * 10/2002 Ahrens et al. 602/42

(75) Inventors: **Shinji Yamasoto**, Tosu (JP); **Nobuo Tsutsumi**, Chiyoda-ku (JP); **Masakazu Shigiishi**, Chiyoda-ku (JP)

* cited by examiner

Primary Examiner—Ian Simmons

Assistant Examiner—Daniel Yu

(73) Assignee: **Hisamitsu Pharmaceutical Co., Inc.**,
Saga (JP)

(74) *Attorney, Agent, or Firm*—Leydig, Voit & Mayer, Ltd.

(**) **Term:** **14 Years**

(57) **CLAIM**

The ornamental design for a medical patch, as shown and described.

(21) **Appl. No.:** **29/202,019**

DESCRIPTION

(22) **Filed:** **Mar. 25, 2004**

(30) **Foreign Application Priority Data**

Oct. 1, 2003 (JP) D2003-028927
Oct. 1, 2003 (JP) D2003-028929

FIG. 1 is a front view of a medical patch of the present invention.

FIG. 2 is a rear view of the medical patch of FIG. 1.

FIG. 3 is a top plan view of the medical patch of FIG. 1.

FIG. 4 is a bottom view of the medical patch of FIG. 1.

FIG. 5 is a right side view of the medical patch of FIG. 1.

FIG. 6 is a left side view of the medical patch of FIG. 1.

FIG. 7 is a front view of a second embodiment of the medical patch;

FIG. 8 is a rear view thereof;

FIG. 9 is a top plan view of the medical patch of FIG. 7.

FIG. 10 is a bottom view of the medical patch of FIG. 7.

FIG. 11 is a right side view of the medical patch of FIG. 7; and,

FIG. 12 is a left side view of the medical patch of FIG. 7.

(51) **LOC (8) Cl.** **24-04**

(52) **U.S. Cl.** **D24/189**

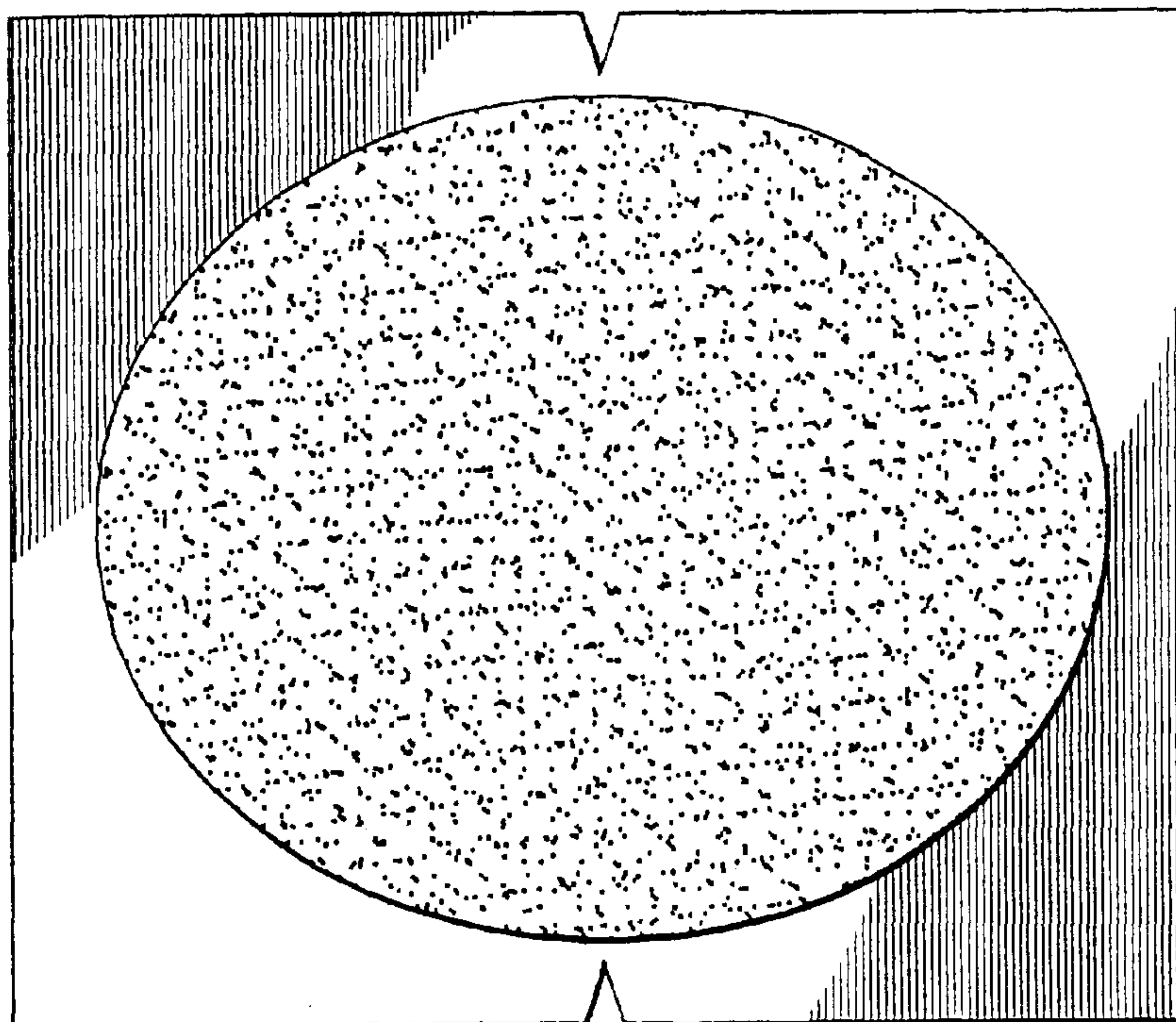
(58) **Field of Search** D24/189; 602/41-46

(56) **References Cited**

U.S. PATENT DOCUMENTS

2,052,072 A * 8/1936 Baumwell 602/47
5,976,117 A * 11/1999 Dunshee et al. 602/43
6,043,406 A * 3/2000 Sessions et al. 602/41
D424,699 S * 5/2000 Allen D24/189
6,242,665 B1 * 6/2001 Malowaniec 602/41
D492,416 S * 6/2004 Horhota et al. D24/189

1 Claim, 6 Drawing Sheets



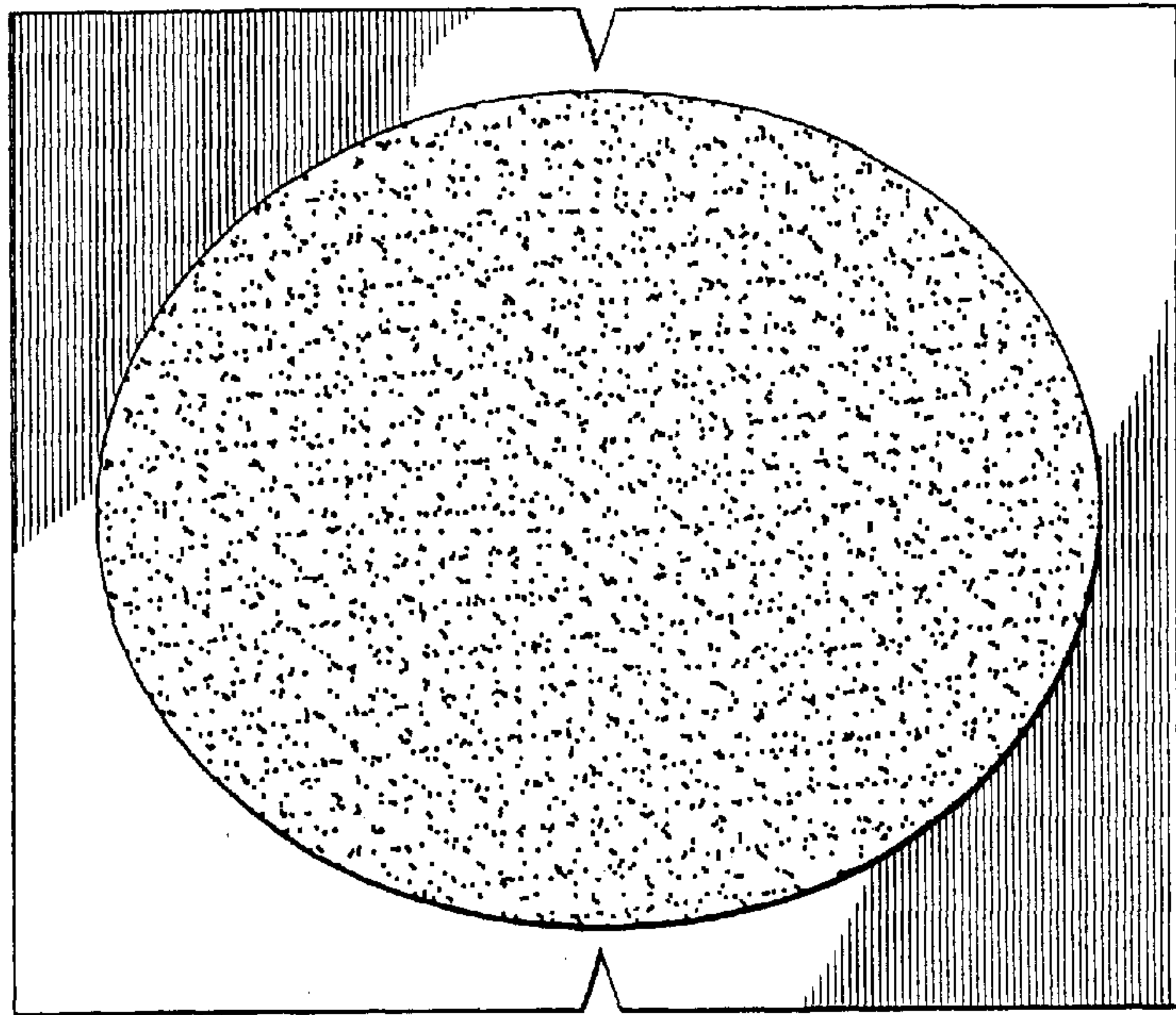


FIG. 1

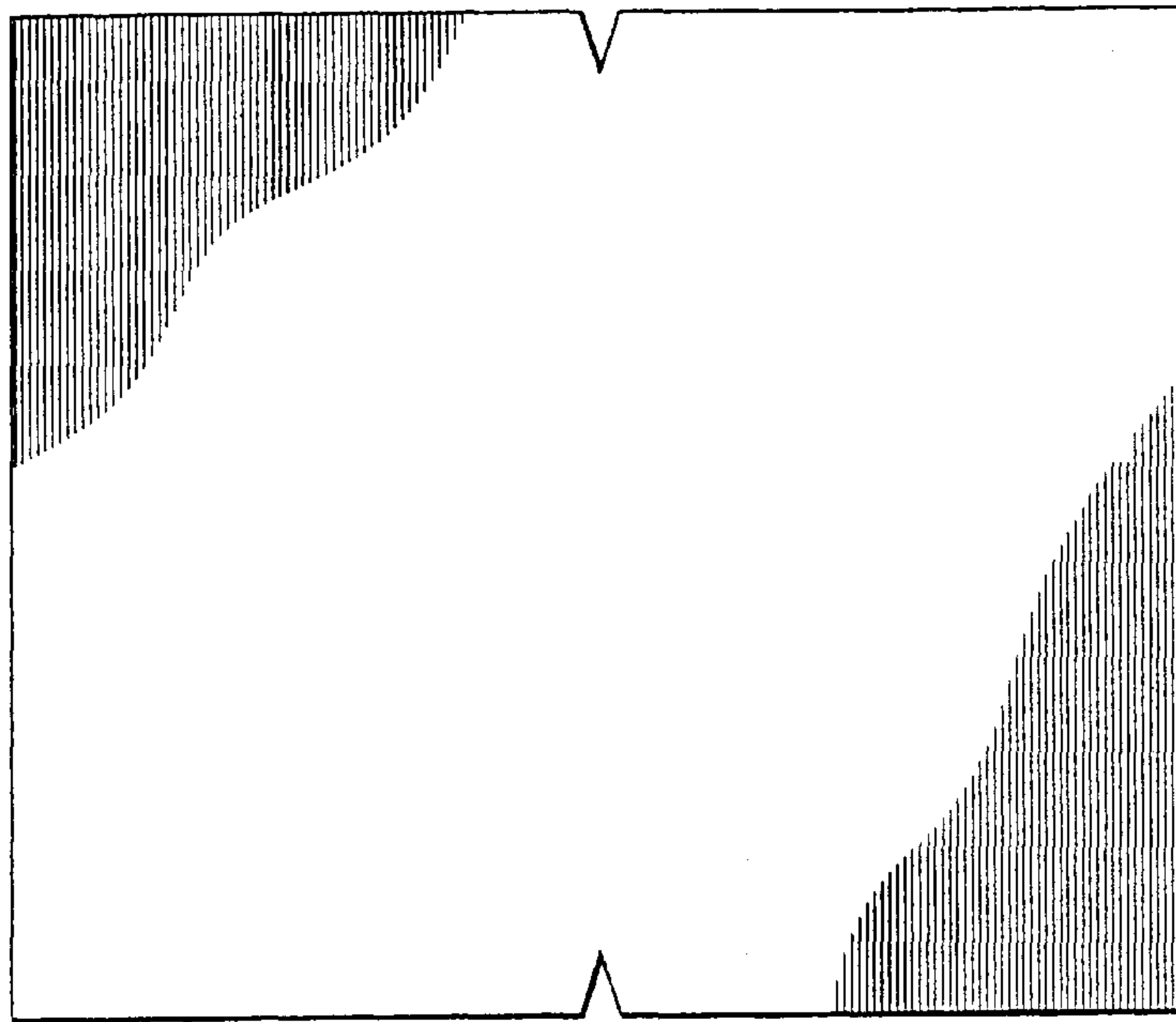


FIG. 2



FIG. 3



FIG. 4



FIG. 5



FIG. 6

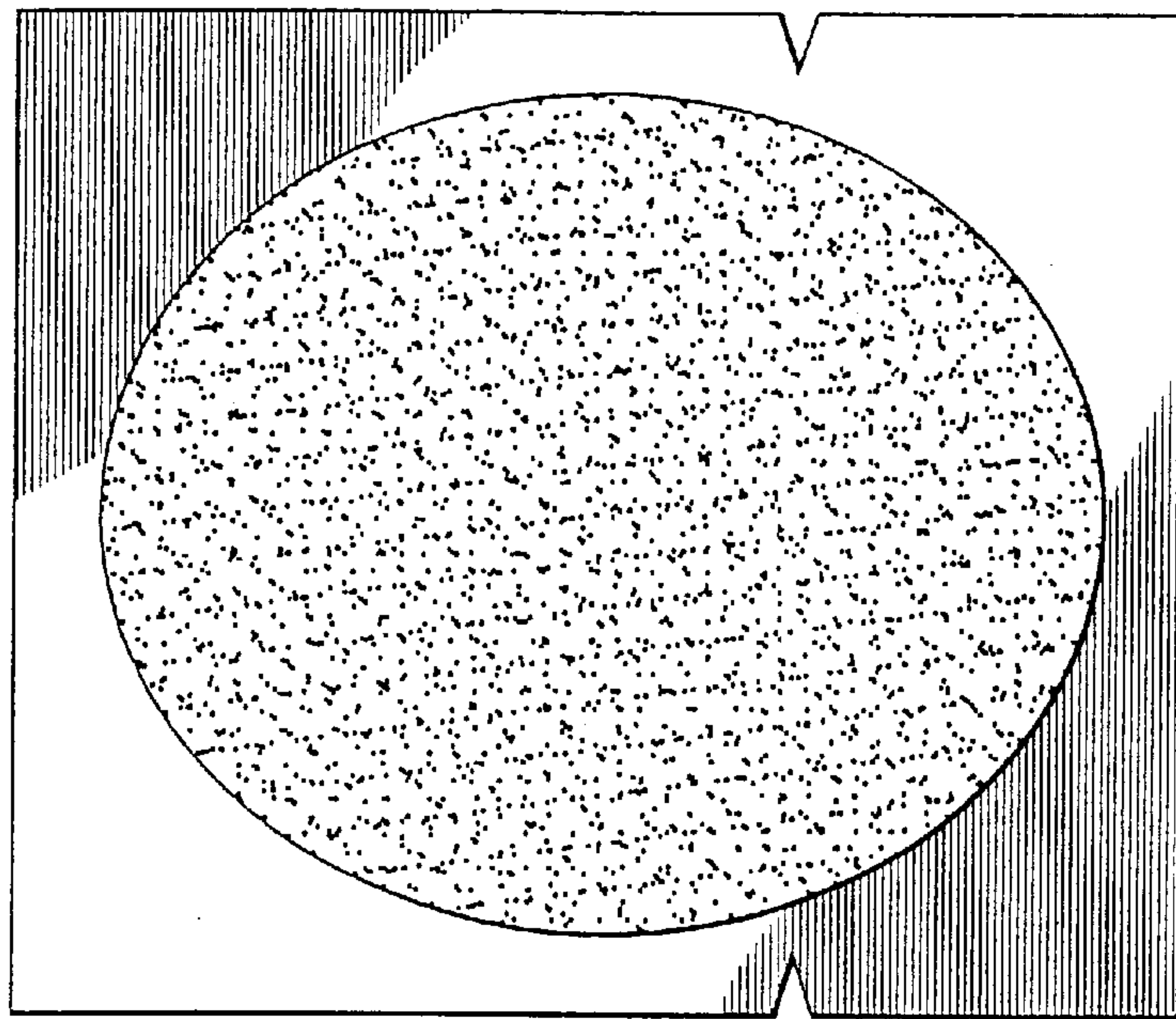


FIG. 7

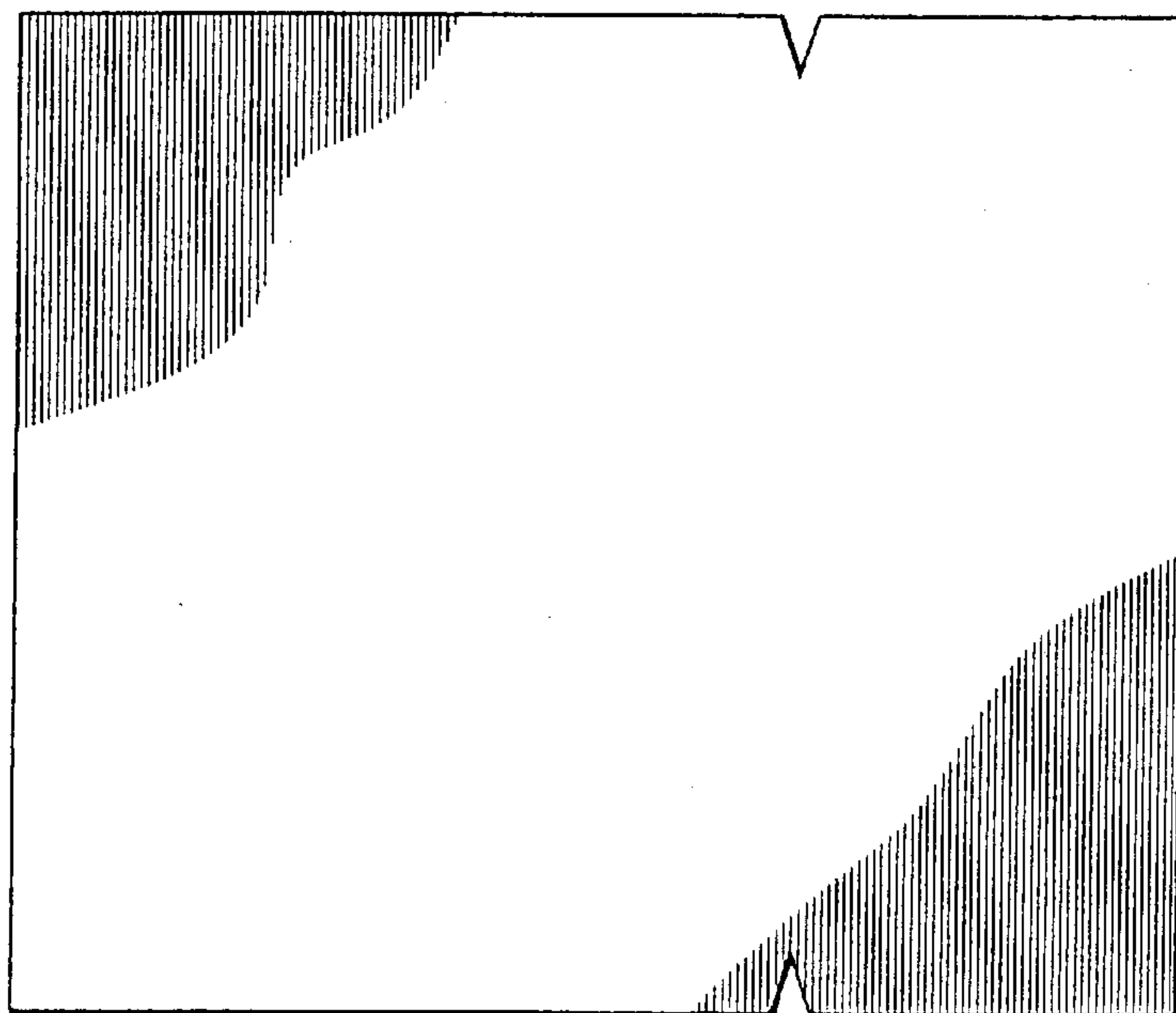


FIG. 8

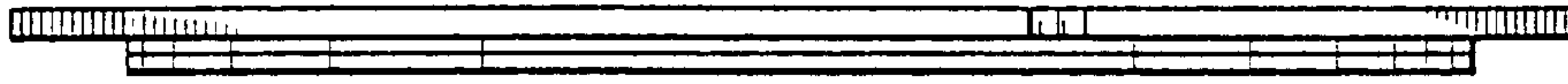


FIG. 9

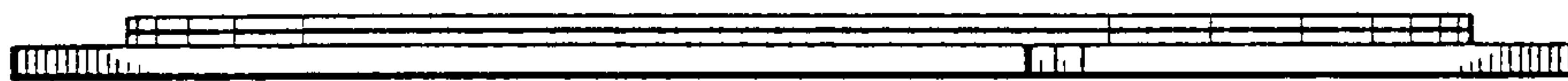


FIG. 10



FIG. 11



FIG. 12