

US00D512504S

(12) **United States Design Patent**
Clymer

(10) **Patent No.:** **US D512,504 S**
(45) **Date of Patent:** **** Dec. 6, 2005**

(54) **MODEL-FORMULA-ONE-RACE-CAR-
OUTFITTED CEILING FAN BLADE**

D496,075 S * 9/2004 Byrne D21/550

* cited by examiner

(76) **Inventor:** **Randolph Ben Clymer**, 40010
Buckwood Way, Murrieta, CA (US)
92562

Primary Examiner—Lisa Lichtenstein
(74) *Attorney, Agent, or Firm*—Loyal McKinley Hanson

(**) **Term:** **14 Years**

(57) **CLAIM**

The ornamental design for a model-formula-one-race-car-outfitted ceiling fan blade, as shown.

(21) **Appl. No.:** **29/206,995**

(22) **Filed:** **Jun. 7, 2004**

DESCRIPTION

(51) **LOC (8) Cl.** **23-04**

(52) **U.S. Cl.** **D23/413**

(58) **Field of Search** D23/413, 377,
D23/379, 385, 411; 416/5; D21/550, 549;
D12/92, 91

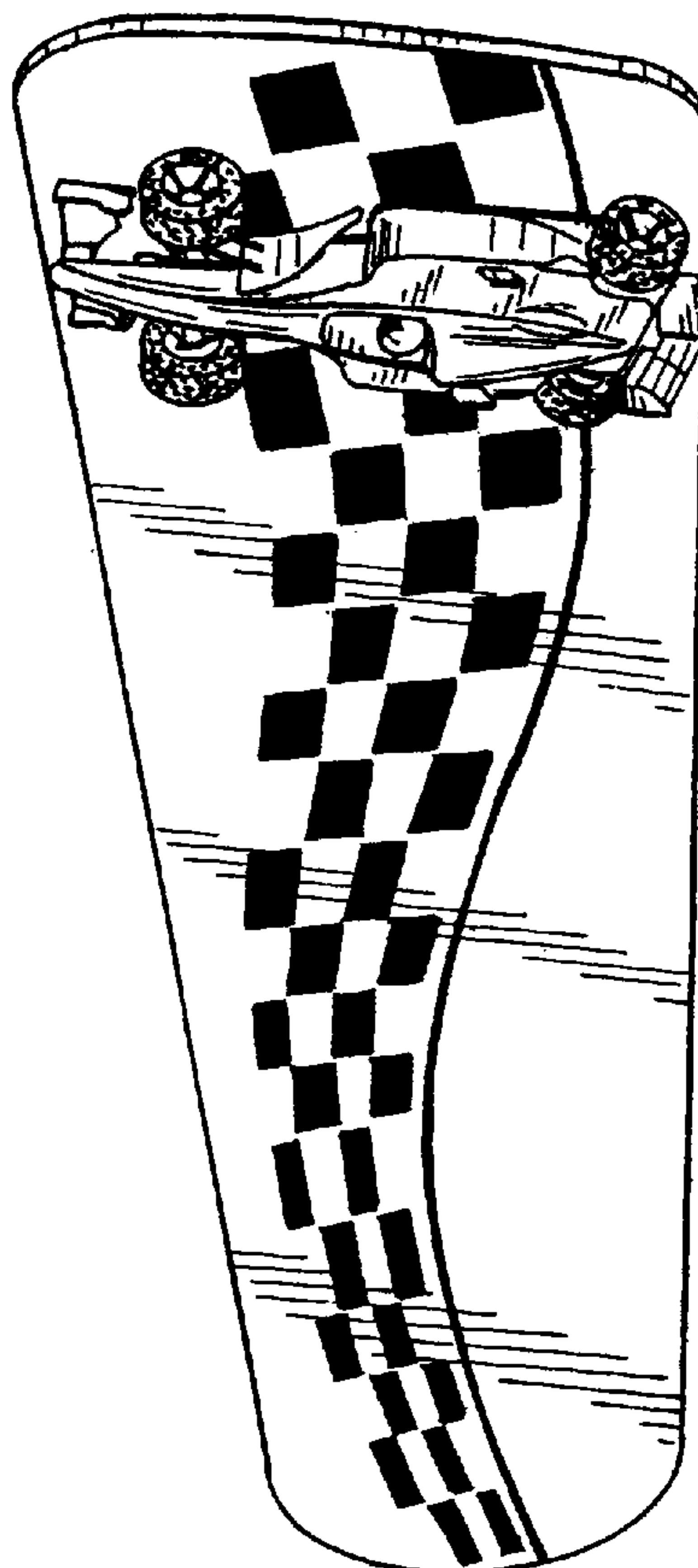
FIG. 1 of the drawings is a perspective view of a ceiling fan blade embodying the design of my invention as viewed looking up from a position underneath the ceiling fan blade; FIG. 2 is a top plan view of an upwardly facing side of the ceiling fan blade; FIG. 3 is an elevation view of the front side; FIG. 4 is an elevation view of the left side; FIG. 5 is an elevation view of the right side; FIG. 6 is an elevation view of the back side; and, FIG. 7 is a bottom plan view of a downwardly facing side of the ceiling fan blade.

(56) **References Cited**

U.S. PATENT DOCUMENTS

D463,856 S * 10/2002 Leslie D23/382
D478,380 S * 8/2003 Clymer D23/377
D478,655 S * 8/2003 Gajewski D23/413

1 Claim, 2 Drawing Sheets



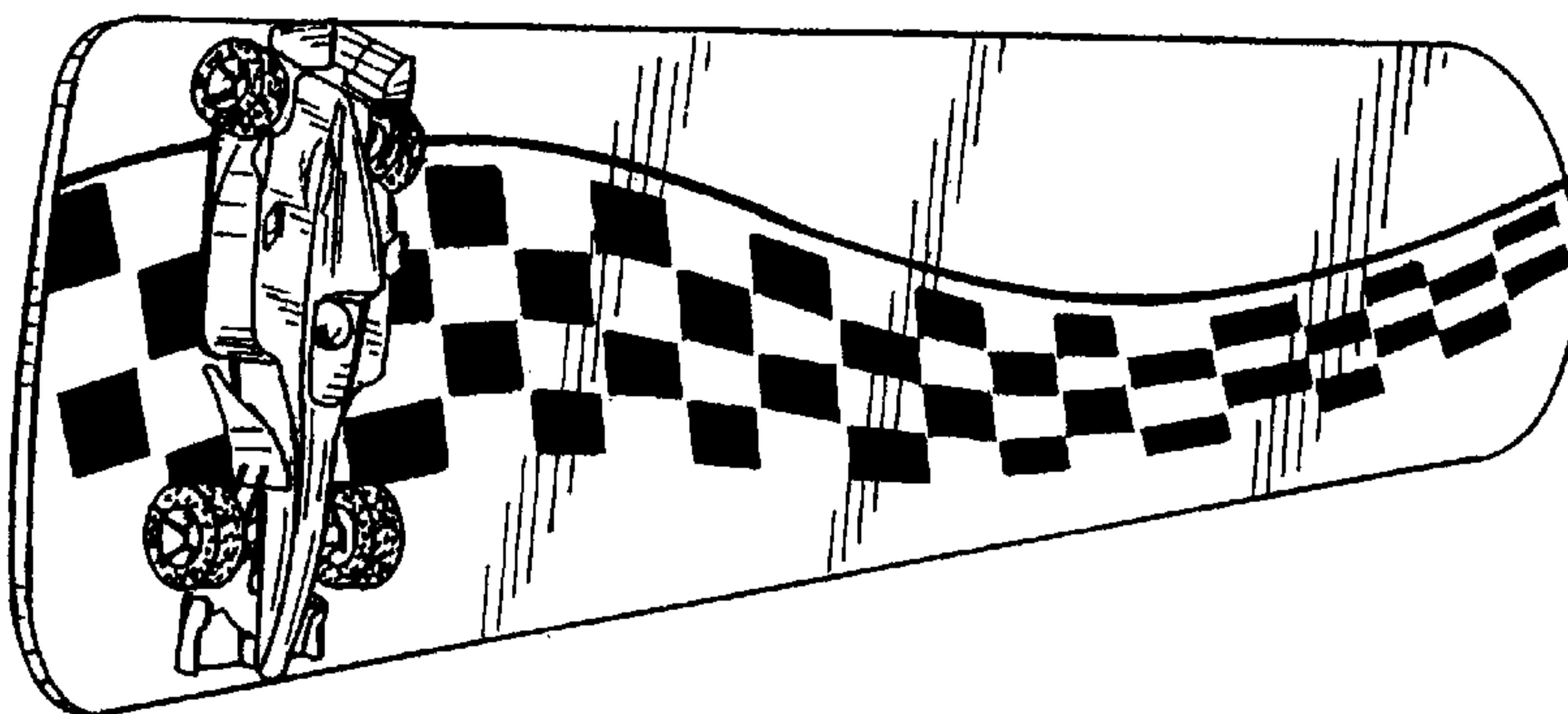


FIG. 1

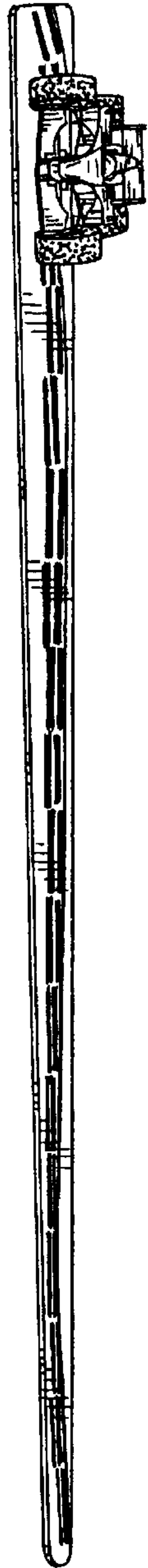


FIG. 4



FIG. 5




FIG. 2




FIG. 7

FIG. 3

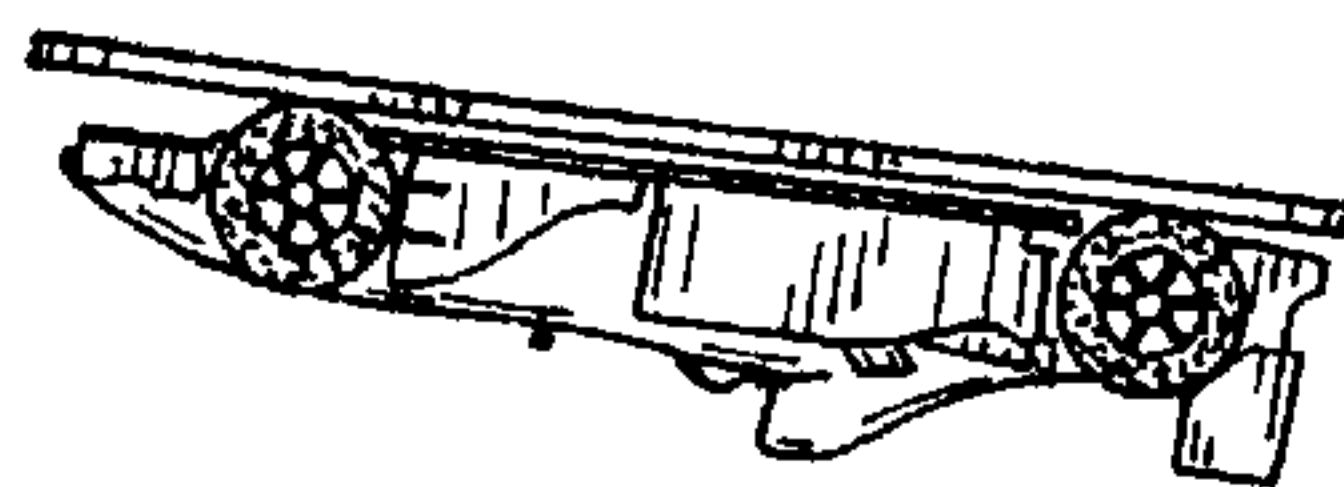


FIG. 6

