



US00D512498S

(12) **United States Design Patent**
Hidalgo

(10) **Patent No.:** **US D512,498 S**
(45) **Date of Patent:** **** Dec. 6, 2005**

(54) **COMBINATION CEILING FAN AND LIGHT FIXTURE**

Minka Aire 2004; pp. 2–3, Jan. 2004, Minka Lighting, Inc. USA.

(75) Inventor: **Rolando Hidalgo**, Orange, CA (US)

* cited by examiner

(73) Assignee: **Minka Lighting Inc.**, Corona, CA (US)

Primary Examiner—Lisa Lichtenstein

(74) *Attorney, Agent, or Firm*—Baker & McKenzie LLP

(**) Term: **14 Years**

(57) **CLAIM**

(21) Appl. No.: **29/208,929**

The ornamental design for the combination ceiling fan and light fixture, as shown and described.

(22) Filed: **Jul. 8, 2004**

DESCRIPTION

(51) **LOC (8) Cl.** **23-04**

(52) **U.S. Cl.** **D23/377; D26/59**

(58) **Field of Search** D23/377, 379,
D23/385, 411, 413; 416/5; 392/364; 362/96;
D26/81–88, 51, 59, 72

FIG. 1 is a perspective view from below of a combination ceiling fan and light fixture in accordance with my design; FIG. 2 is an enlarged perspective view from below of the combination ceiling fan and light fixture in accordance with my design;

(56) **References Cited**

FIG. 3 is a reduced bottom plan view of the combination ceiling fan and light fixture in accordance with my design; FIG. 4 is a reduced top plan view of the combination ceiling fan and light fixture in accordance with my design; FIG. 5 is a front elevation view of the combination ceiling fan and light fixture in accordance with my design; and, FIG. 6 is a side elevation view of the combination ceiling fan and light fixture in accordance with my design the opposite side being a mirror image of that shown.

U.S. PATENT DOCUMENTS


- D347,685 S * 6/1994 DiPasquale D23/411
- D352,997 S * 11/1994 DiPasquale D23/377
- D384,737 S * 10/1997 Gee, II D23/377

FIGS. 5 and 6 are identical except for the positioning of the fan blades.

OTHER PUBLICATIONS

- Minka Aire—The Art of Air Management, p. 19, Jan. 1998, Minka Lighting, Inc., USA.
- Minka Aire—The Art of Air Management, p. 31, Jan. 1998, Minka Lighting, Inc., USA.

1 Claim, 6 Drawing Sheets






Fig.1



Fig.2




Fig.3




Fig.4




Fig.5




Fig.6