

US00D512480S

(12) **United States Design Patent** (10) **Patent No.:** **US D512,480 S**  
**Nguyen et al.** (45) **Date of Patent:** **\*\* \*Dec. 6, 2005**

(54) **LAVATORY DEVICE**

(75) Inventors: **Lamson Nguyen**, One Phillips Pkwy.,  
Montvale, NJ (US) 07645; **Geoffrey**  
**Robert Hammond**, Dansom Lane, Hull  
(GB), HU8 7DS

(73) Assignees: **Lamson Nguyen**, Parsippany, NJ (US);  
**Geoffrey Robert Hammond**,  
Parsippany, NJ (US)

(\*) Notice: This patent is subject to a terminal dis-  
claimer.

(\*\*) Term: **14 Years**

(21) Appl. No.: **29/203,833**

(22) Filed: **Apr. 19, 2004**

(30) **Foreign Application Priority Data**

Oct. 21, 2003 (GB) ..... 3014864

(51) **LOC (8) Cl.** ..... **23-01**

(52) **U.S. Cl.** ..... **D23/208**

(58) **Field of Search** ..... D23/208, 207;  
4/231, 223, 225.1, 227.1

(56) **References Cited**

**U.S. PATENT DOCUMENTS**

4,261,957 A \* 4/1981 Schimanski ..... 422/263

D475,118 S \* 5/2003 Legeay ..... D23/208  
D481,099 S \* 10/2003 Legeay ..... D23/208  
D481,100 S \* 10/2003 Legeay ..... D23/208  
D484,566 S \* 12/2003 Legeay ..... D23/208

\* cited by examiner

*Primary Examiner*—Robin V. Taylor

(74) *Attorney, Agent, or Firm*—Norris McLaughlin &  
Marcus, PA

(57) **CLAIM**

The ornamental design for a lavatory device, as shown and  
described.

**DESCRIPTION**

FIG. 1 is a perspective view of the front of the lavatory  
device (portion shown with broken lines form no part of the  
claimed design);

FIG. 2 is a plan view of the front thereof (portion shown with  
broken lines form no part of the claimed design);

FIG. 3 is a plan view of the rear thereof (portion shown with  
broken lines form no part of the claimed design);

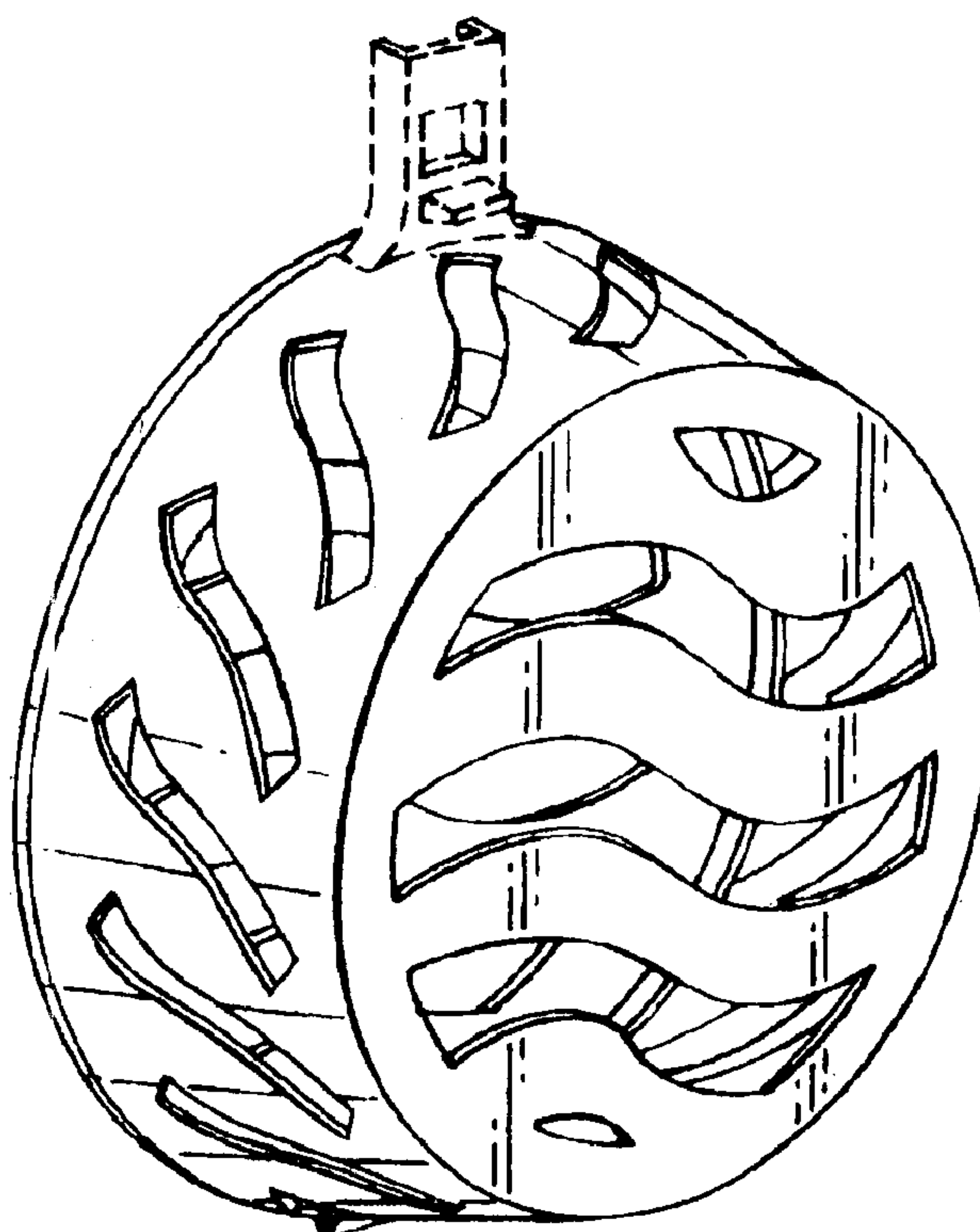
FIG. 4 is a plan view of one side thereof (portion shown with  
broken lines form no part of the claimed design);

FIG. 5 is a plan view of the other side thereof (portion shown  
with broken lines form no part of the claimed design);

FIG. 6 is a plan view of the top thereof (portion shown with  
broken lines form no part of the claimed design); and,

FIG. 7 is a plan view of the bottom thereof.

**1 Claim, 3 Drawing Sheets**



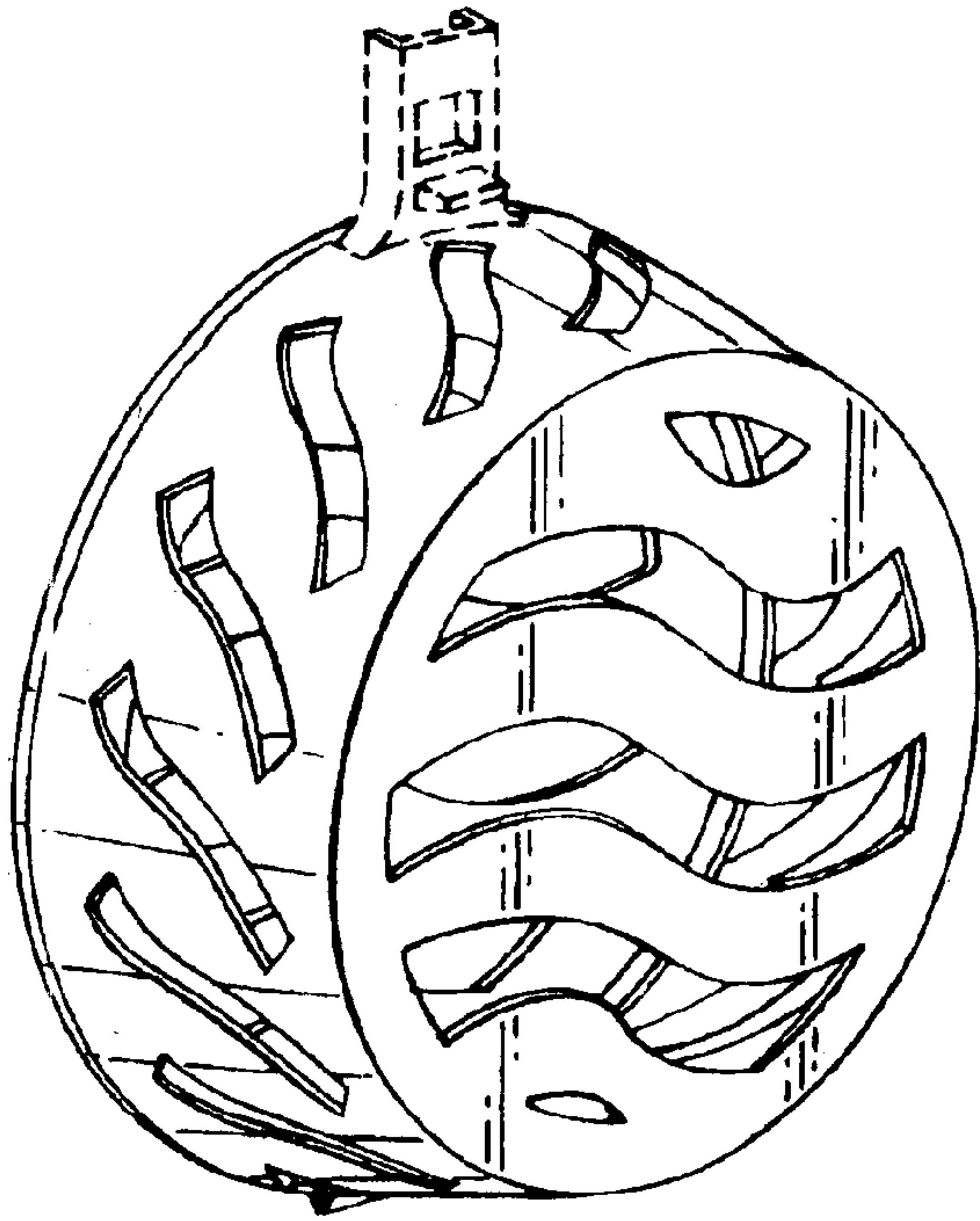


Fig. 1




Fig. 2

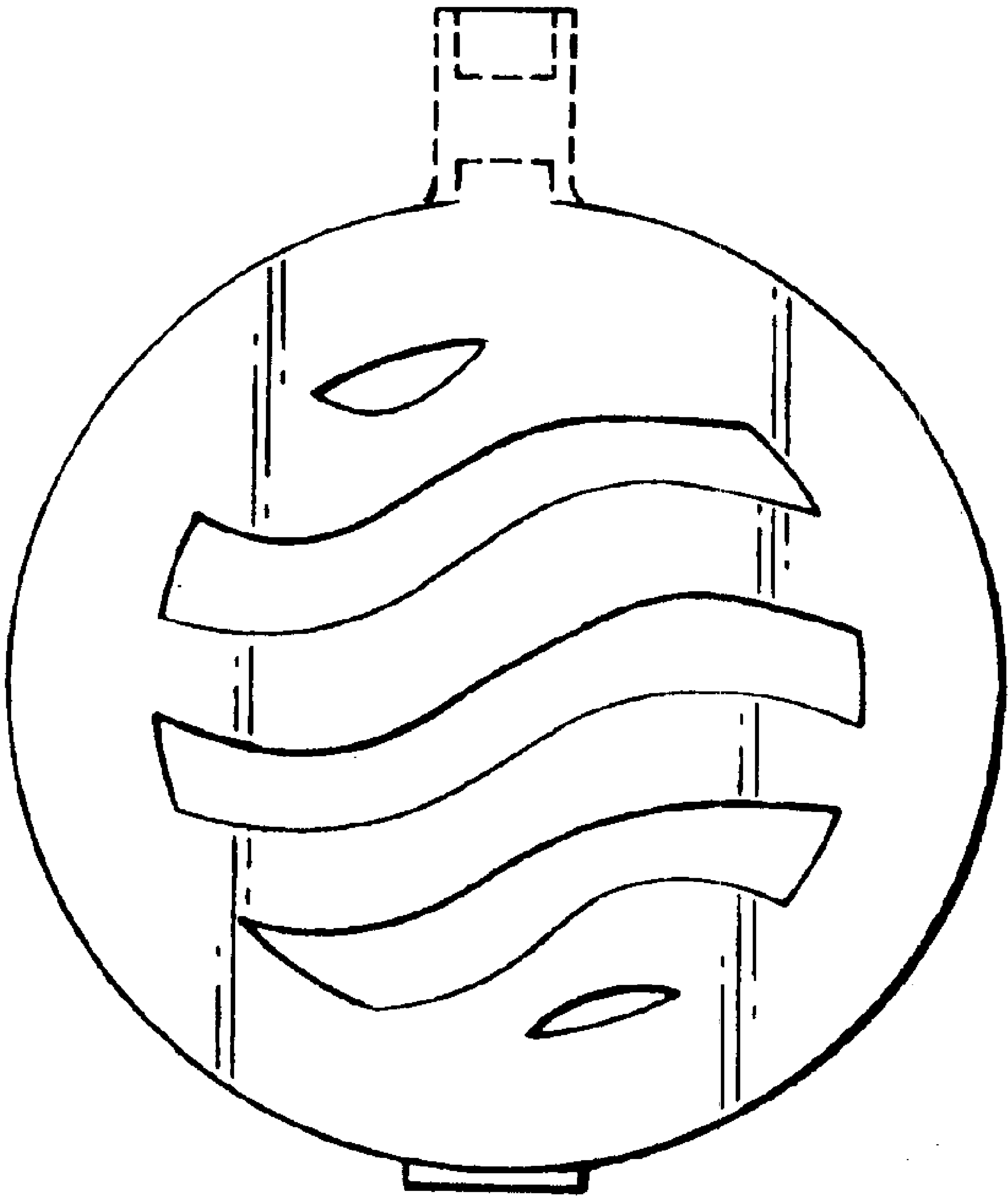


Fig. 3

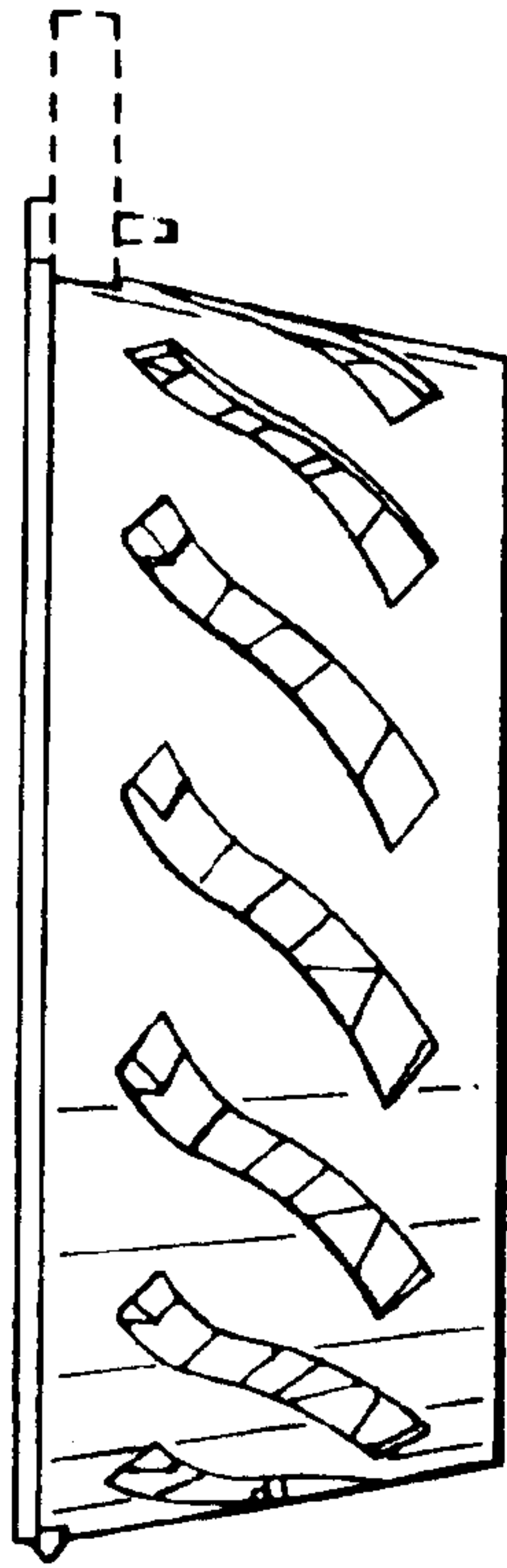


Fig. 4

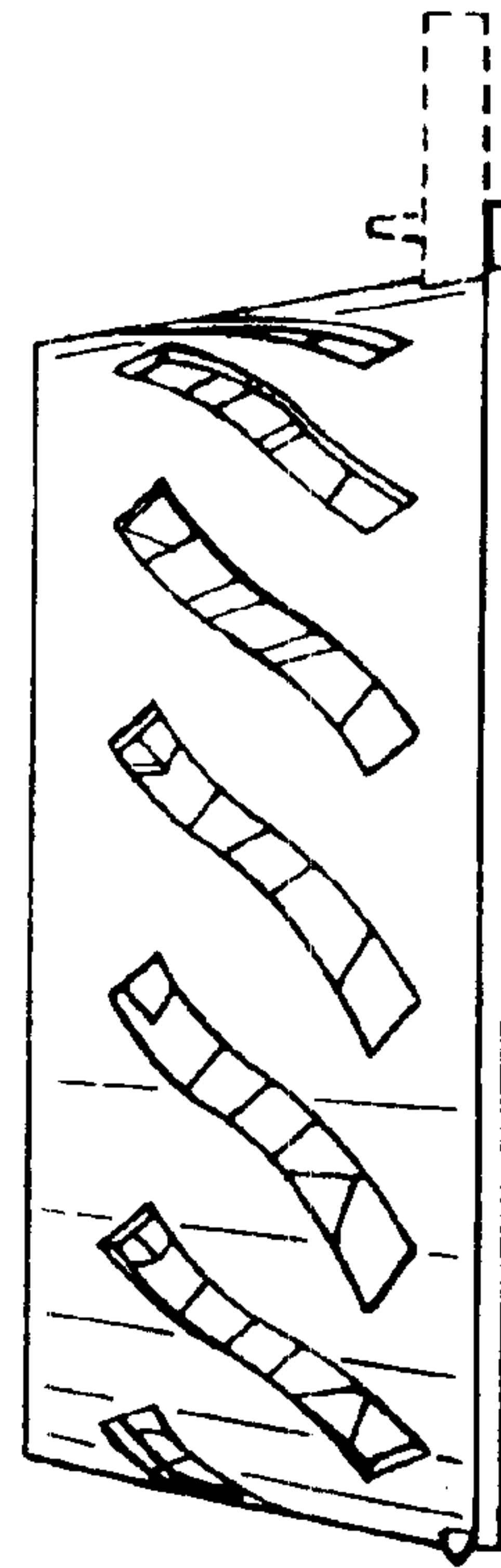


Fig. 5

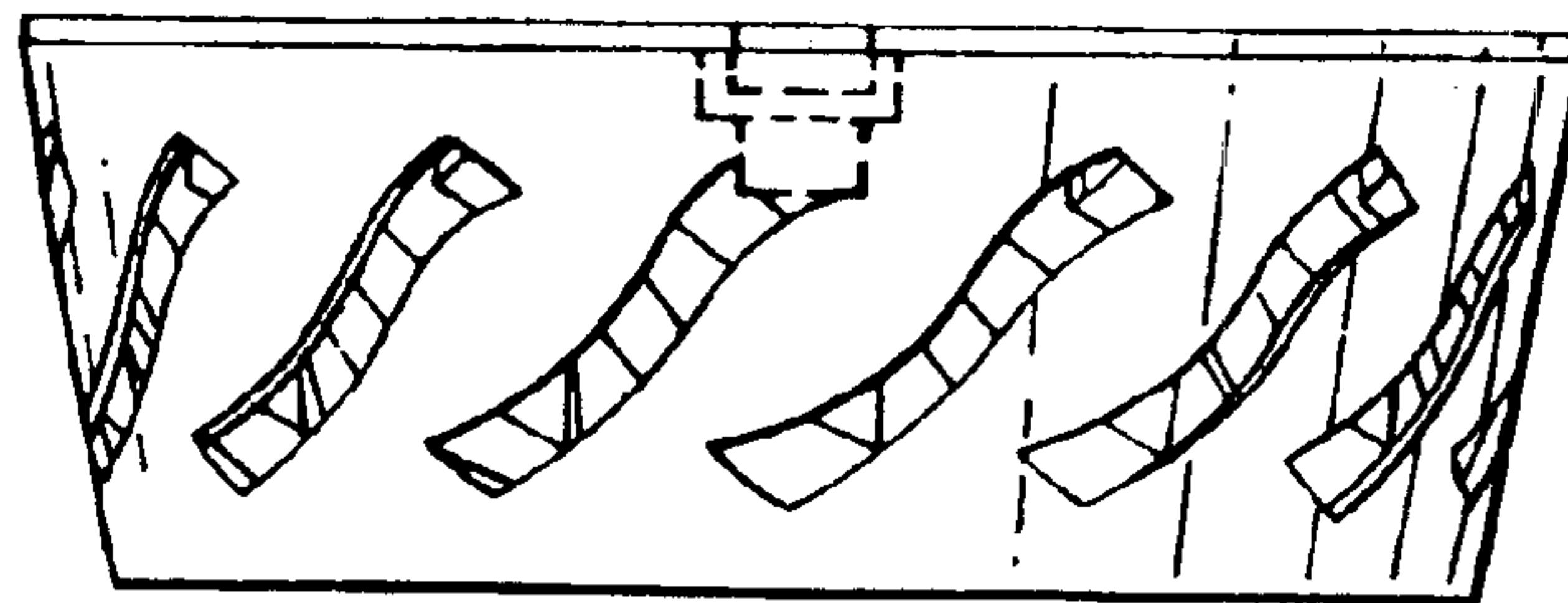


Fig. 6

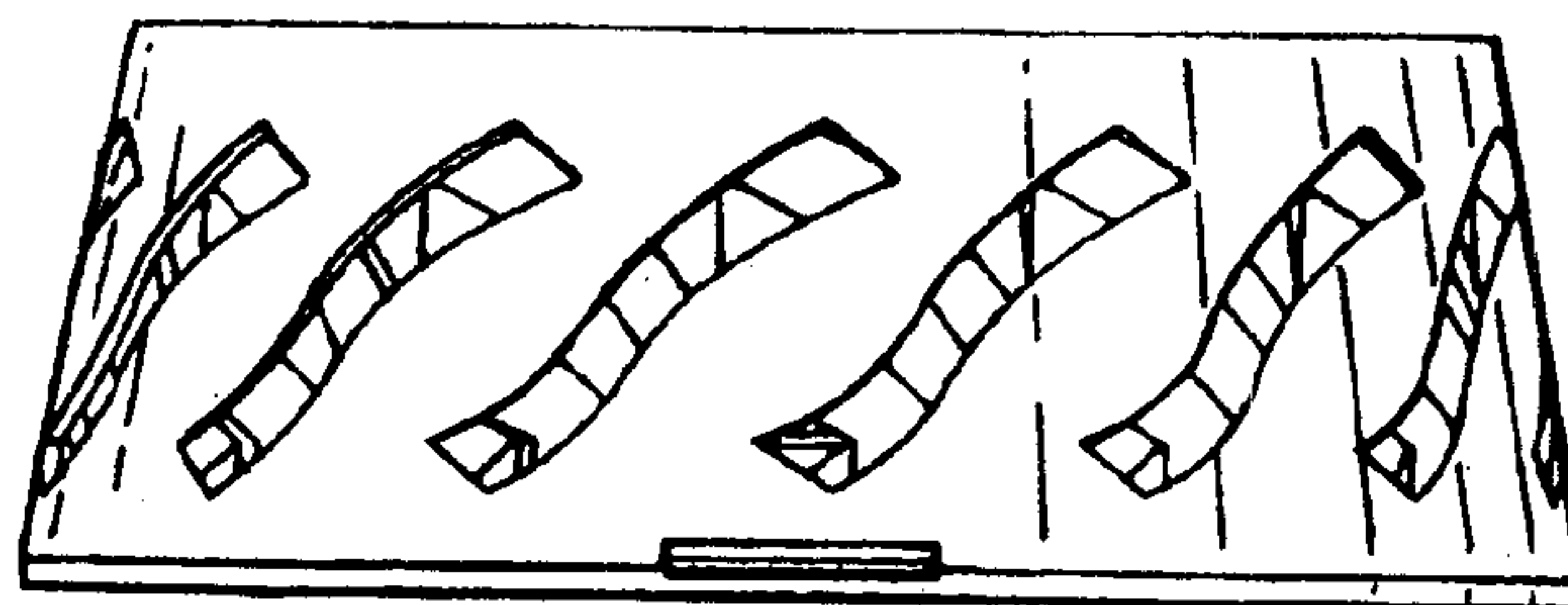


Fig. 7

UNITED STATES PATENT AND TRADEMARK OFFICE  
**CERTIFICATE OF CORRECTION**

PATENT NO. : Des. 512,480 S  
APPLICATION NO. : 29/203833  
DATED : December 6, 2005  
INVENTOR(S) : Lamson Nguyen et al.

Page 1 of 1

It is certified that error appears in the above-identified patent and that said Letters Patent is hereby corrected as shown below:


Title Page

Item (73) Assignee: Lamson Nguyen  
Geoffrey Robert Hammond

should read: Reckitt Benckiser Inc  
Address: Morris Corporate Center IV  
399 Interpace Parkway  
P.O. Box 225  
Parsippany, New Jersey 07405  
United States of America

Signed and Sealed this

Twenty-eighth Day of November, 2006

A handwritten signature in black ink, reading "Jon W. Dudas", is written over a rectangular area with a light gray dotted background.

JON W. DUDAS

*Director of the United States Patent and Trademark Office*