



US00D512472S

(12) **United States Design Patent** (10) **Patent No.:** **US D512,472 S**  
**Nishihara** (45) **Date of Patent:** **\*\* Dec. 6, 2005**

(54) **BASKETBALL**

(75) Inventor: **Kiyooki Nishihara, Hiroshima (JP)**

(73) Assignee: **Kabushiki Kaisha Molten, Hiroshima (JP)**

(\*\*) Term: **14 Years**

(21) Appl. No.: **29/215,846**

(22) Filed: **Oct. 26, 2004**

(30) **Foreign Application Priority Data**

Aug. 6, 2004 (JP) ..... 2004-023719

(51) **LOC (6) Cl.** ..... **21-02**

(52) **U.S. Cl.** ..... **D21/713**

(58) **Field of Search** ..... D21/707-714;  
473/569-614

(56) **References Cited**

**U.S. PATENT DOCUMENTS**

676,506	A	*	6/1901	Knight et al.	.....	473/268
D234,213	S	*	1/1975	Anderson	.....	D21/713
4,867,452	A	*	9/1989	Finley	.....	473/569
D365,862	S	*	1/1996	Shishido et al.	.....	D21/713
5,820,501	A	*	10/1998	Soofi	.....	473/599
D478,641	S	*	8/2003	Kuehne	.....	D21/713
D484,934	S	*	1/2004	Chang	.....	D21/713
D493,856	S	*	8/2004	Nishihara	.....	D21/713
D498,803	S	*	11/2004	Nishihara	.....	D21/713

**OTHER PUBLICATIONS**

Related U.S. Appl. No. 29/215,844, filed Oct. 26, 2004;  
Inventor: K. Nishihara.

Related U.S. Appl. No. 29/215,847, filed Oct. 26, 2004;  
Inventor: K. Nishihara.

Related U.S. Appl. No. 29/215,845, filed Oct. 26, 2004;  
Inventor: K. Nishihara.

Related U.S. Appl. No. 29/215,848, filed Oct. 26, 2004;  
Inventor: K. Nishihara.

Related U.S. Appl. No. 29/215,851, filed Oct. 26, 2004;  
Inventor: K. Nishihara.

Related U.S. Appl. No. 29/215,852, filed Oct. 26, 2004;  
Inventor: K. Nishihara.

Related U.S. Appl. No. 29/215,853, filed Oct. 26, 2004;  
Inventor: K. Nishihara.

\* cited by examiner

*Primary Examiner*—Catherine Tuttle

(74) *Attorney, Agent, or Firm*—Frishauf, Holtz, Goodman & Chick, P.C.

(57) **CLAIM**

The ornamental design for a basketball, as shown and described.

**DESCRIPTION**

The patent or application file contains at least one drawing executed in color. Copies of this patent or patent application publication with color drawings will be provided by the Office upon request and payment of the necessary fee.

FIG. 1 is a front view of a basketball showing my new design;

FIG. 2 is a back view thereof;

FIG. 3 is a top plan view thereof, the bottom plan view being symmetrical to the top plan view;

FIG. 4 is a right side view thereof; the left side view being symmetrical to the right side view; and,

FIG. 5 is a perspective view thereof.

**1 Claim, 3 Drawing Sheets**

**(3 of 3 Drawing Sheet(s) Filed in Color)**




FIG. 1

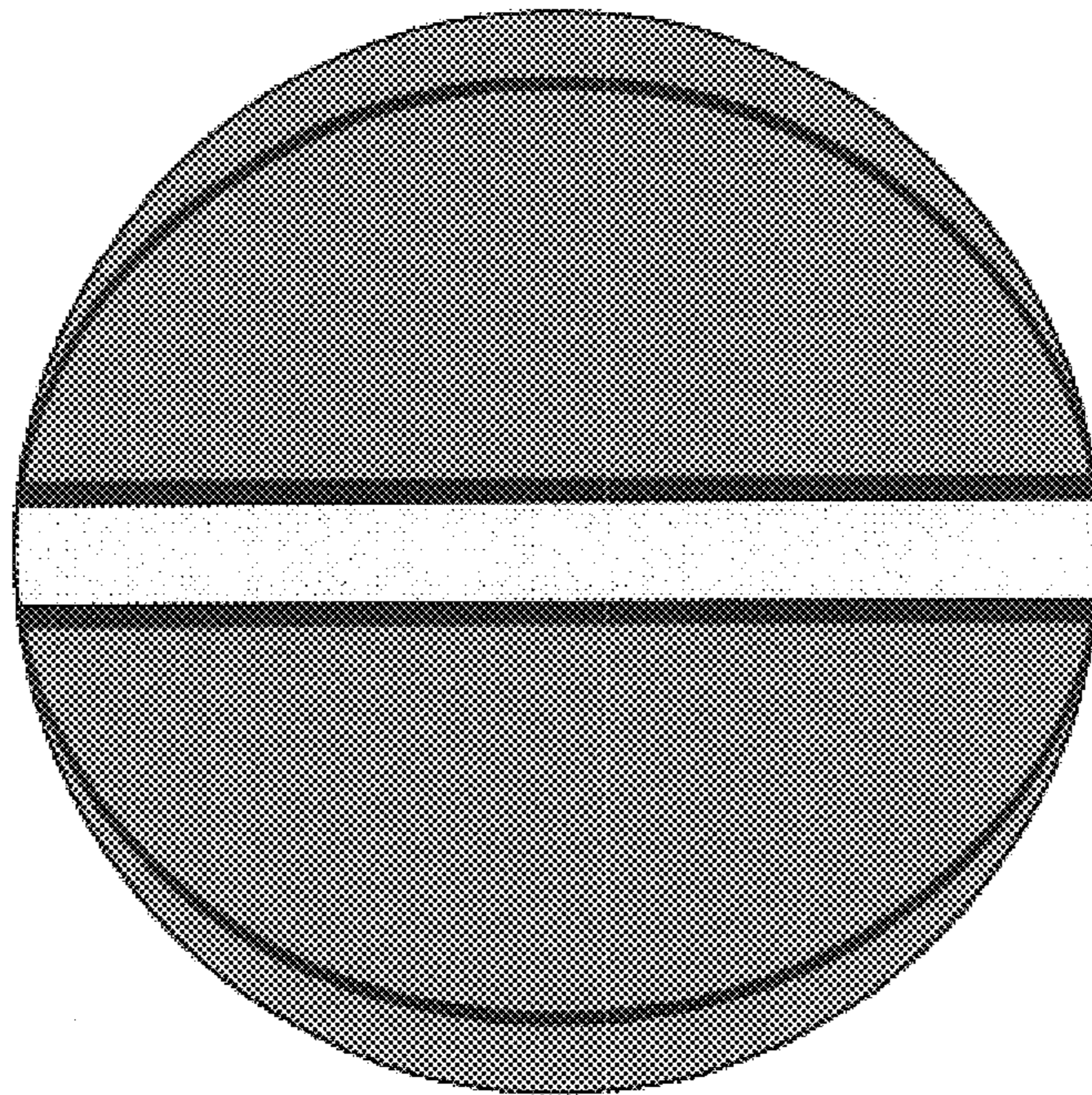


FIG. 2

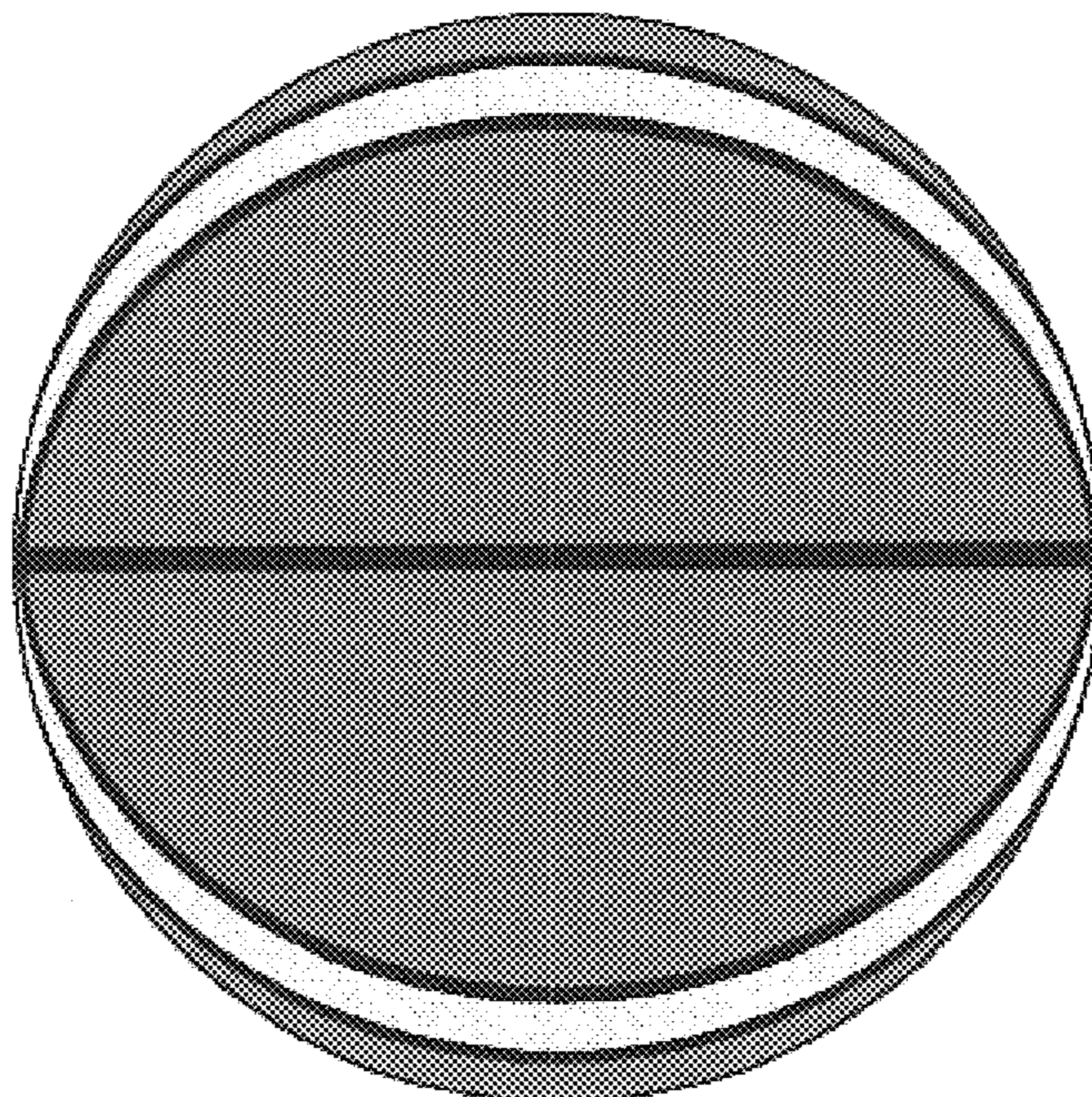


FIG. 3

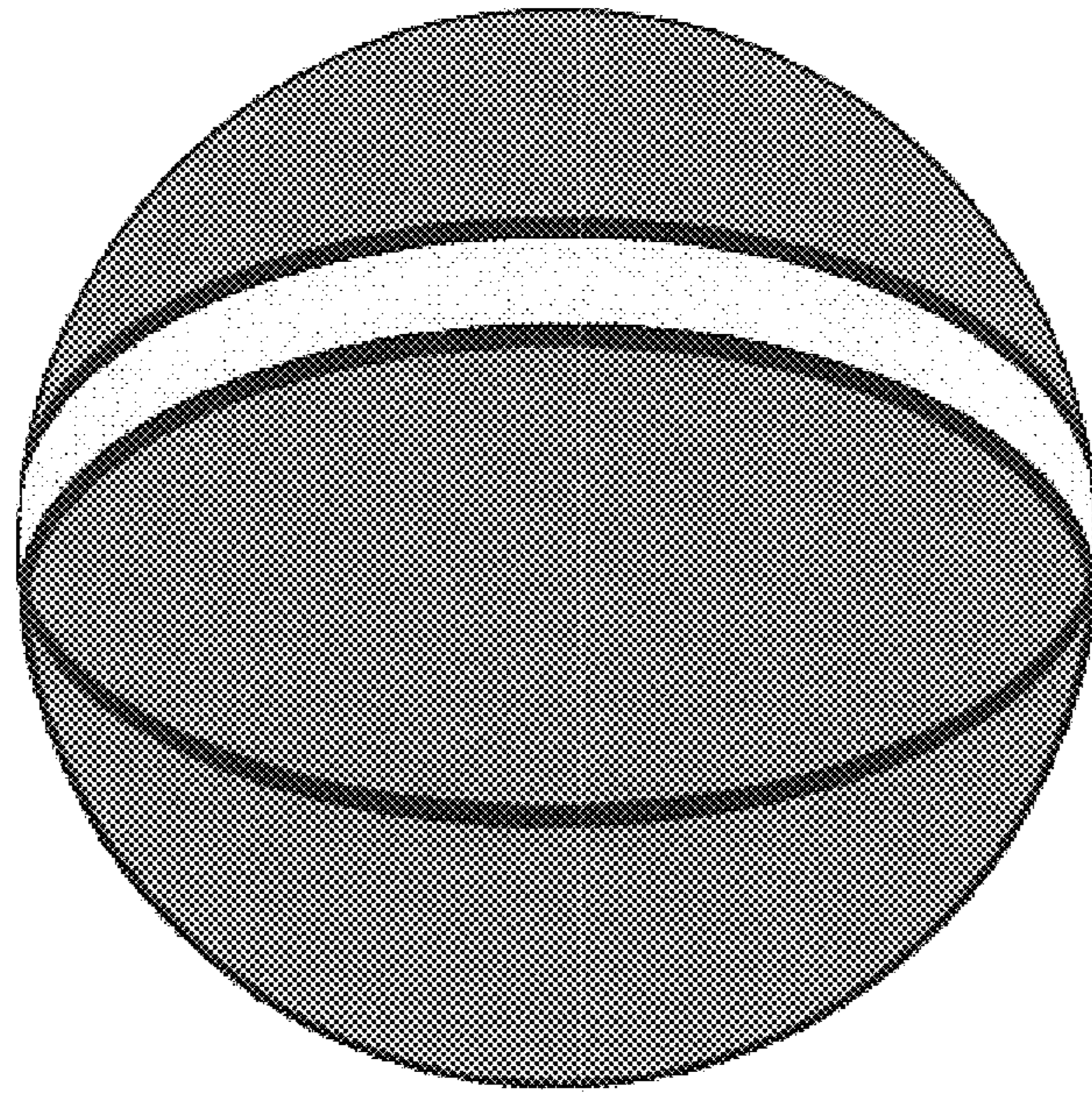


FIG. 4

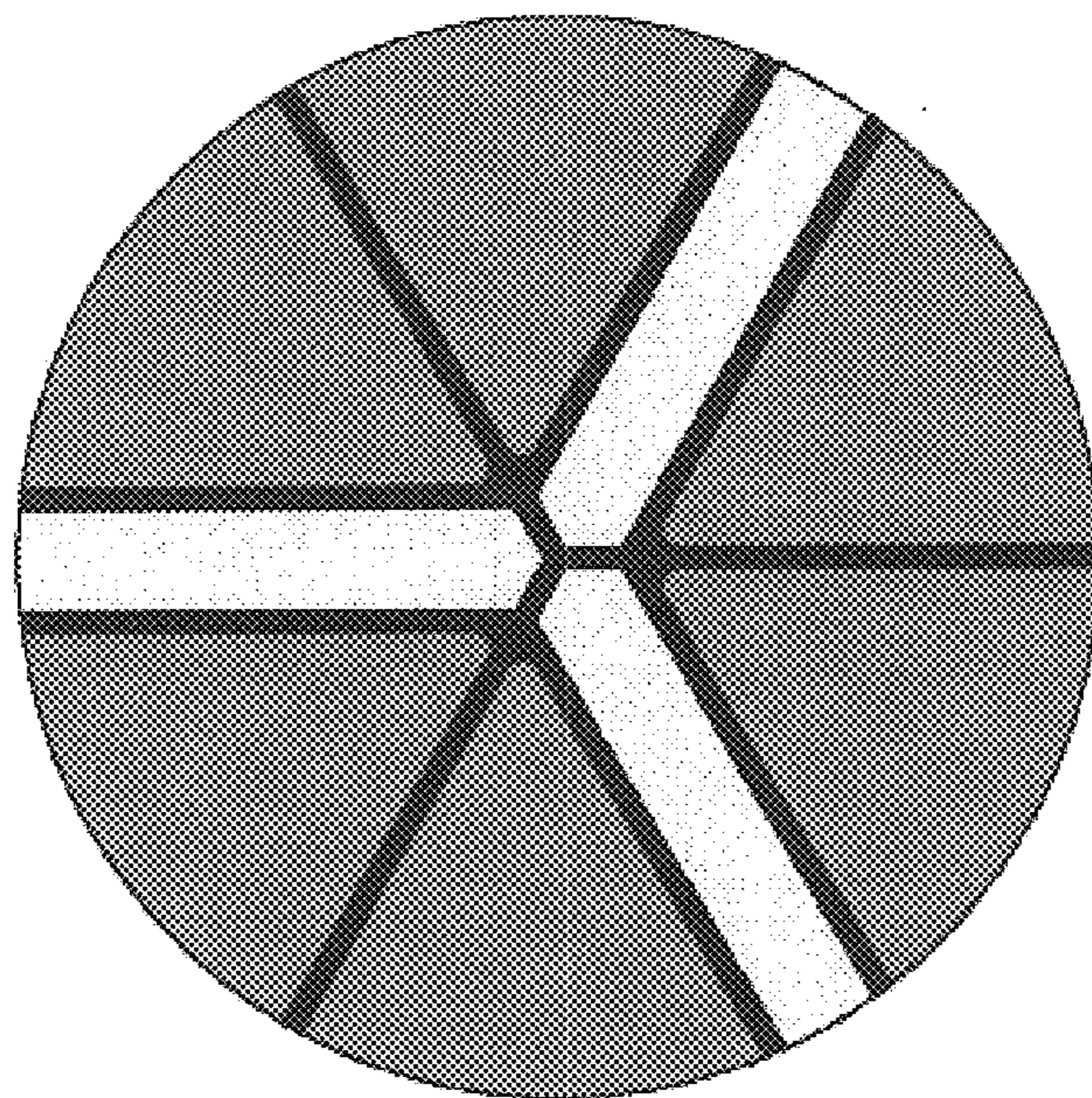


FIG. 5

