



US00D512457S

(12) **United States Design Patent**
Anand

(10) **Patent No.:** **US D512,457 S**

(45) **Date of Patent:** **** Dec. 6, 2005**

(54) **RETRACTABLE TOP PRESS BALLPEN**

D489,089 S * 4/2004 Losel D19/48
D495,001 S * 8/2004 Anand D19/51

(75) **Inventor:** **Kalpna Surendra Anand, Mumbai (IN)**

* cited by examiner

(73) **Assignee:** **Rashmi Writing Instruments (IN)**

Primary Examiner—Martie K. Holtje

(**) **Term:** **14 Years**

(74) *Attorney, Agent, or Firm*—St. Onge Steward Johnston & Reens LLC

(21) **Appl. No.:** **29/221,322**

(57) **CLAIM**

(22) **Filed:** **Jan. 13, 2005**

The ornamental design for a retractable top press ballpen, as shown and described.

(51) **LOC (8) Cl.** **19-06**

DESCRIPTION

(52) **U.S. Cl.** **D19/48; D19/55; D19/56**

(58) **Field of Search** D19/35, 36, 41–51,
D19/53–58, 81–85; 401/6, 7, 88, 99–102,
103–106, 107–110, 111–117, 209, 227;
24/10 R, 11 R, 11 P, 11 PP, 11 F, 11 M

FIG. 1 is a front perspective view of the retractable top press ballpen in accordance with the new design;

FIG. 2 is a rear view of a retractable top press ballpen of FIG. 1;

FIG. 3 is a left side view of a retractable top press ballpen of FIG. 1;

FIG. 4 is a front view of a retractable top press ballpen of FIG. 1;

FIG. 5 is a top view of a retractable top press ballpen of FIG. 1; and,

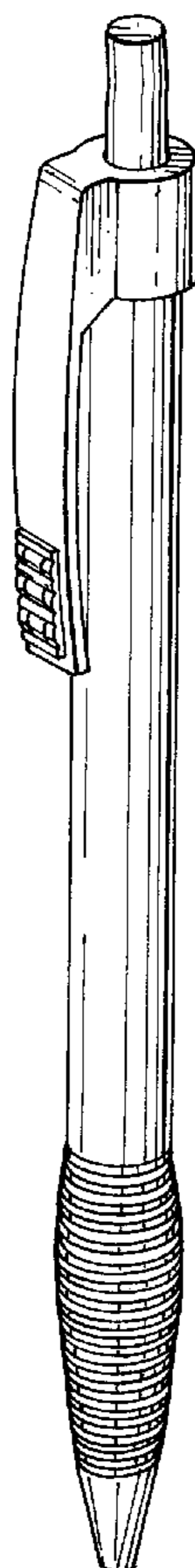
FIG. 6 is a bottom view of a retractable top press ballpen of FIG. 1.

(56) **References Cited**

U.S. PATENT DOCUMENTS

2,770,221	A	*	11/1956	Tonkovich	401/227
D269,189	S	*	5/1983	Sakaoka	D19/48
D361,783	S	*	8/1995	Wei	D19/48
5,558,452	A	*	9/1996	Oka et al.	401/6
D421,052	S	*	2/2000	Yazawa	D19/48
6,273,626	B1	*	8/2001	Yazawa	401/6
D468,771	S	*	1/2003	Holland et al.	D19/51

1 Claim, 1 Drawing Sheet



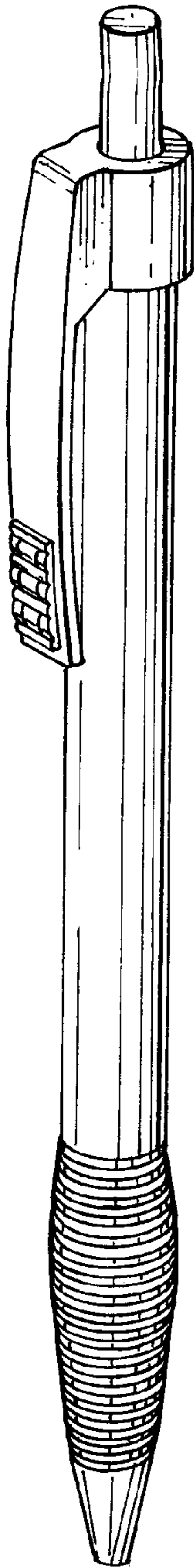


FIG. 1




FIG. 2

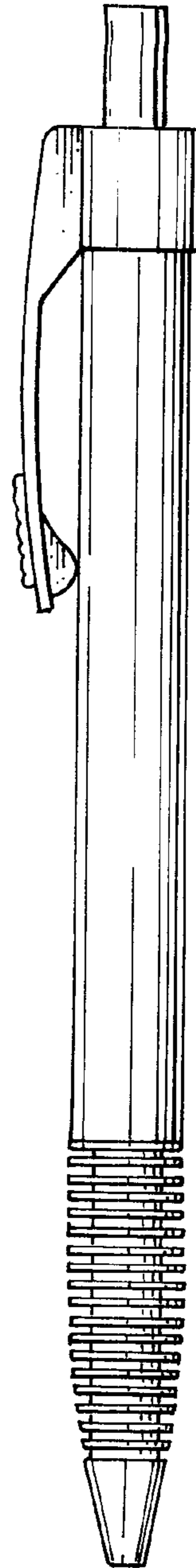


FIG. 3




FIG. 4



FIG. 5

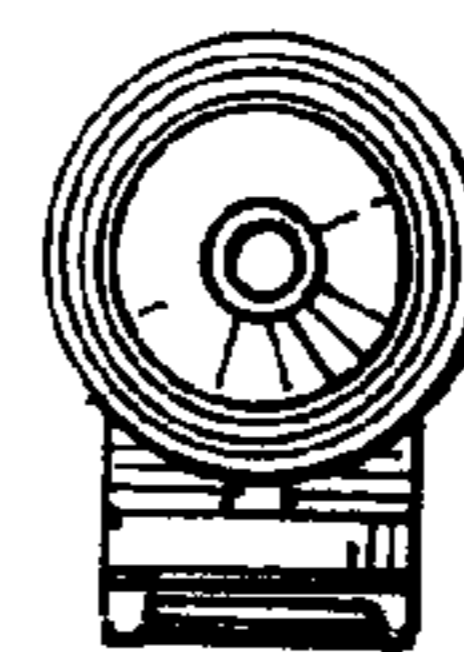


FIG. 6