



US00D512420S

(12) **United States Design Patent** (10) **Patent No.:** **US D512,420 S**  
**Solomon et al.** (45) **Date of Patent:** **\*\* Dec. 6, 2005**

(54) **PORTABLE COMPUTER HOUSING**

(75) Inventors: **Mark Solomon**, Cypress, TX (US);  
**Jonathan R. Harris**, Cypress, TX  
(US); **Kevin Massaro**, Houston, TX  
(US)

(73) Assignee: **Hewlett Packard Development  
Company, L.P.**, Houston, TX (US)

(\*\*) Term: **14 Years**

(21) Appl. No.: **29/211,314**

(22) Filed: **Aug. 13, 2004**

(51) **LOC (8) Cl.** ..... **14-02**

(52) **U.S. Cl.** ..... **D14/318**

(58) **Field of Search** ..... D14/315-327,  
D14/439; D18/1, 2, 7, 11; 235/145 A, 145 R;  
341/22, 23; 400/486, 489; 345/104, 156,  
168, 169, 173; 361/680-686, 690-696

(56) **References Cited**

**U.S. PATENT DOCUMENTS**

6,067,224 A	*	5/2000	Nobuchi	.....	361/683
D467,915 S	*	12/2002	Wada	.....	D14/322
D476,326 S	*	6/2003	Tanimura	.....	D14/318
D478,332 S	*	8/2003	Wada	.....	D14/439
D488,808 S	*	4/2004	Kamegi	.....	D14/318
D488,809 S	*	4/2004	Kamegi	.....	D14/318

**OTHER PUBLICATIONS**

Acer Aspire 1800, depicted at <http://www.acer.ca/APP/AKC/Internet/Canada.nsf/0/3E92F6DCCC06468688256EF60004B36A?OpenDocument>,

[http://www.acer.ca/APP/AKC/Internet/AA\\_CPubli.nsf/All-Docs/4E804E28B4D05A3D88256EF50081B498?OpenDocument](http://www.acer.ca/APP/AKC/Internet/AA_CPubli.nsf/All-Docs/4E804E28B4D05A3D88256EF50081B498?OpenDocument) and at linked images; visited on Oct. 29, 2004.

\* cited by examiner

*Primary Examiner*—Freda S. Nunn

(57) **CLAIM**

The ornamental design for a portable computer housing, as shown and described.

**DESCRIPTION**

FIG. 1 is a front view of the design for the portable computer housing in accordance with the present design;

FIG. 2 is a rear view of the design for the portable computer housing in accordance with the present design;

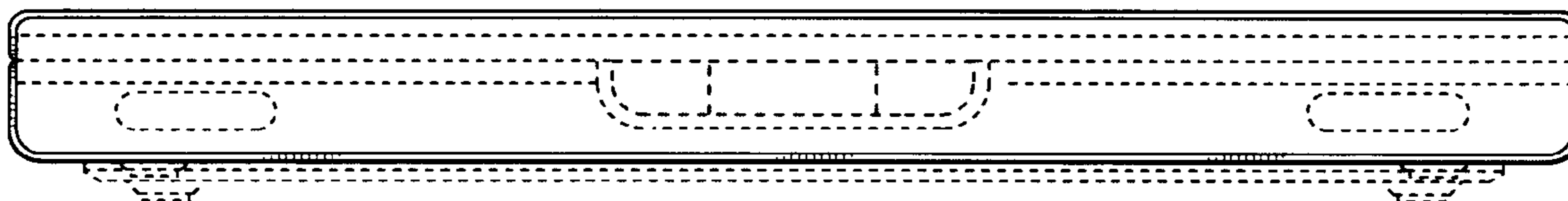
FIG. 3 is a top view of the design for the portable computer housing in accordance with the present design;

FIG. 4 is a left side view of the design for the portable computer housing in accordance with the present design; and,

FIG. 5 is a right side view of the design for the portable computer housing in accordance with the present design.

In these drawings, the solid lines illustrate the claimed ornamental design, whereas the broken lines illustrate environmental features that form no part of the claimed ornamental design.

**1 Claim, 2 Drawing Sheets**



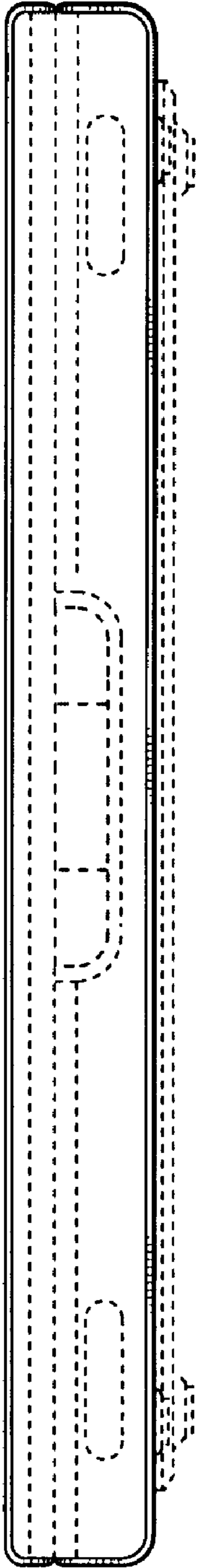


FIG. 1




FIG. 2

FIG. 3

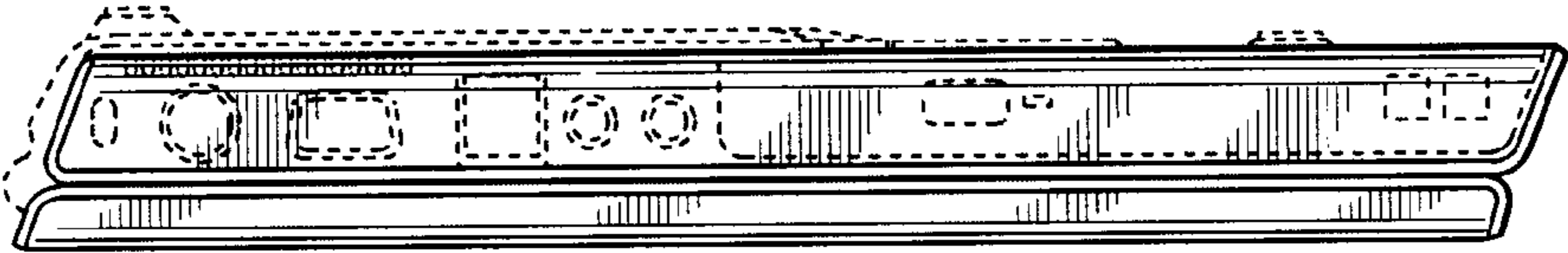



FIG. 5




FIG. 4