



US00D512418S

(12) **United States Design Patent** (10) **Patent No.:** **US D512,418 S**
Sarasjoki (45) **Date of Patent:** **** Dec. 6, 2005**

(54) **DESKTOP STAND FOR A HANDSET**

(75) Inventor: **Lea Sarasjoki, Salo (FI)**

(73) Assignee: **Nokia Corporation, Espoo (FI)**

(**) Term: **14 Years**

(21) Appl. No.: **29/180,684**

(22) Filed: **Apr. 30, 2003**

(30) **Foreign Application Priority Data**

Oct. 31, 2002 (FI) M20020649

(51) **LOC (8) Cl.** **14-03**

(52) **U.S. Cl.** **D14/253; D13/108**

(58) **Field of Search** D14/137, 434,
D14/138, 447, 148, 147, 149-151, 140-142,
240, 241, 251-253, 451, 218, 159; 379/426,
449, 419, 420.01-420.04, 428.01-428.04,
440, 454, 455, 446; 455/550.1-90.3; D13/107,
108; D3/218; 248/221.11, 231.81; 320/110-115;
D10/104, 106

(56) **References Cited**

U.S. PATENT DOCUMENTS

D278,434 S * 4/1985 Nestell D14/149
D313,221 S * 12/1990 Skully et al. D13/108
D344,708 S * 3/1994 Ho D13/108
D345,974 S * 4/1994 Biskup et al. D14/149
D355,192 S * 2/1995 Chang D14/151
D372,435 S * 8/1996 Bellomo et al. D10/106
D386,495 S * 11/1997 Schmoll D14/149
D388,434 S * 12/1997 Lepack D14/149
D394,434 S * 5/1998 Harden et al. D14/149
D401,579 S * 11/1998 Benjamin et al. D14/149
D413,118 S * 8/1999 Waldner D14/149
D414,180 S * 9/1999 Waldner D14/149

D414,489 S * 9/1999 Voigt et al. D14/148
D414,490 S * 9/1999 Heinen et al. D14/148
D429,231 S * 8/2000 Johnsson D14/159
D439,908 S * 4/2001 Gozani D14/434
D445,087 S * 7/2001 Skoger et al. D13/108
D454,131 S * 3/2002 Lord D14/434
D462,337 S * 9/2002 Schmidt et al. D14/149
D468,685 S * 1/2003 Jacobs et al. D13/107
D469,074 S * 1/2003 Muenscher et al. D14/149
D475,346 S * 6/2003 McCurrach et al. D13/108
D480,393 S * 10/2003 Toor et al. D14/253
D483,016 S * 12/2003 Ma et al. D13/108

FOREIGN PATENT DOCUMENTS

WO DM/050409 * 3/1999
WO DM/050606 * 11/1999
WO DM/057523 * 7/2001
WO DM/061400 * 7/2002

* cited by examiner

Primary Examiner—Jeffrey Asch

(74) *Attorney, Agent, or Firm*—Banner & Witcoff, Ltd.

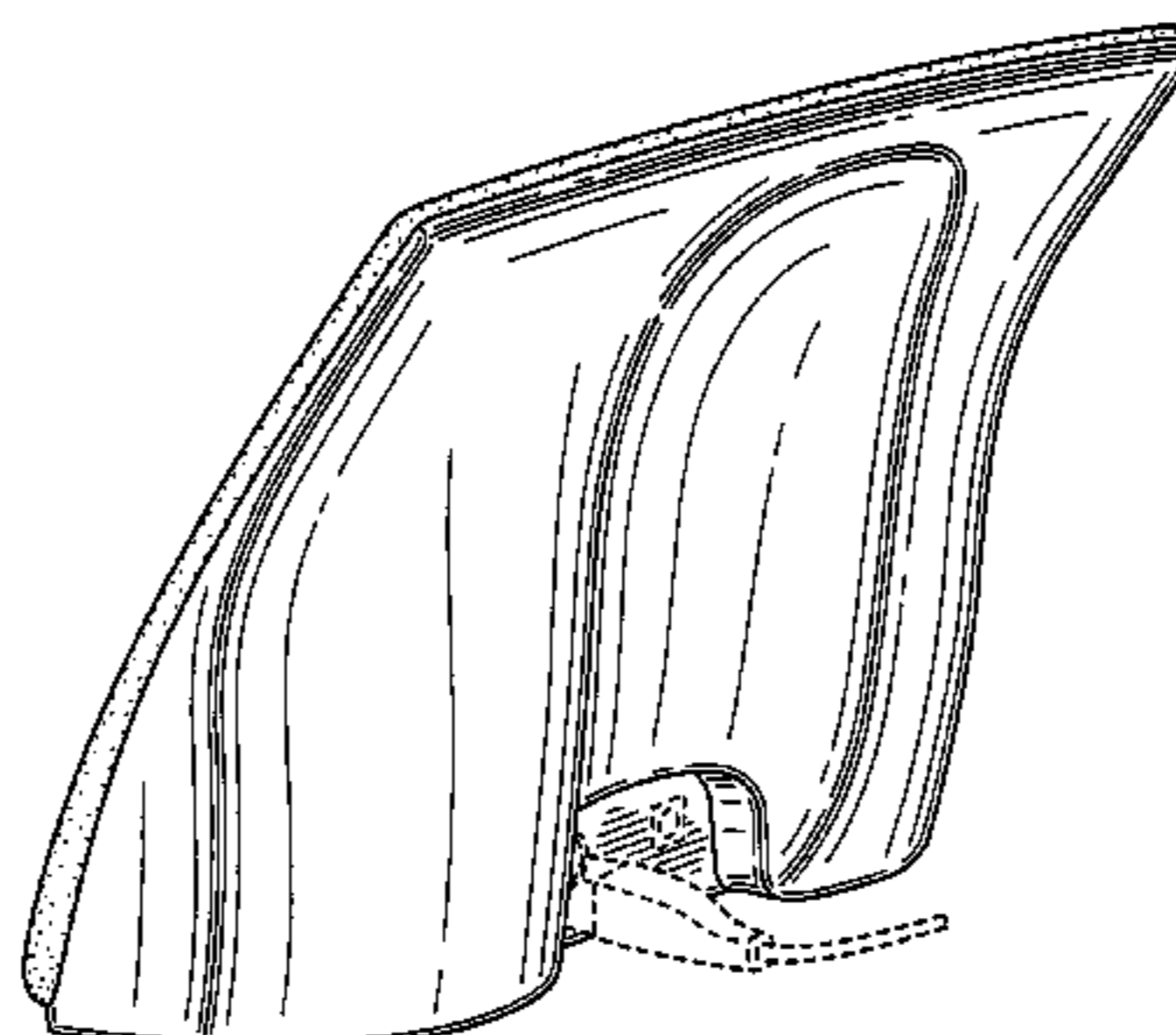
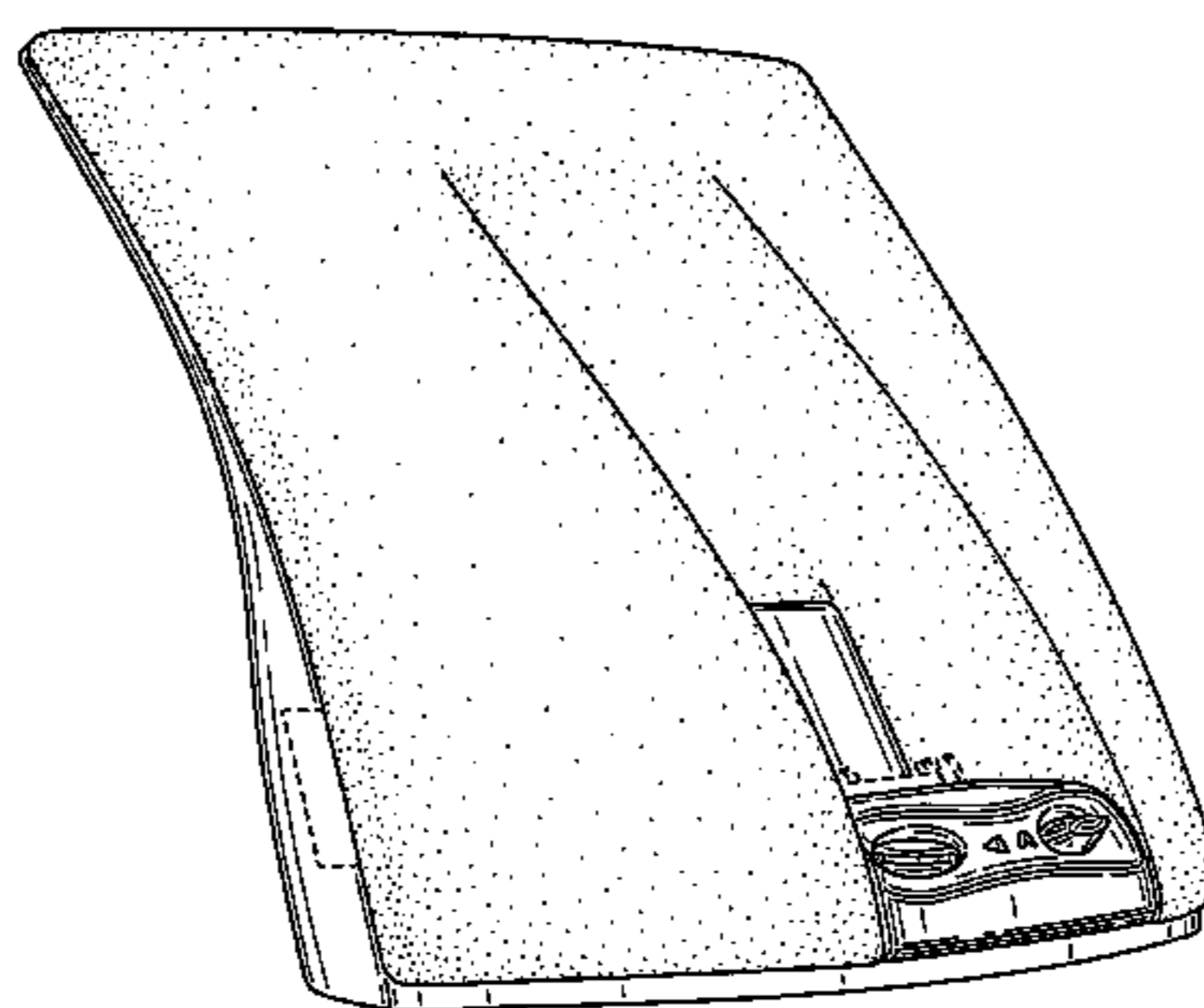
(57) **CLAIM**

The ornamental design of a desktop stand for a handset, as shown and described.

DESCRIPTION

FIG. 1 is a front view of a desktop stand for a handset showing my new design;
FIG. 2 is a perspective front view thereof;
FIG. 3 is a perspective rear view thereof; and,
FIG. 4 is a perspective front top view thereof.
The broken lines showing various disclaimed connectors, wiring and regions in the figures are for illustrative purposes only and form no part of the claimed design.

1 Claim, 4 Drawing Sheets



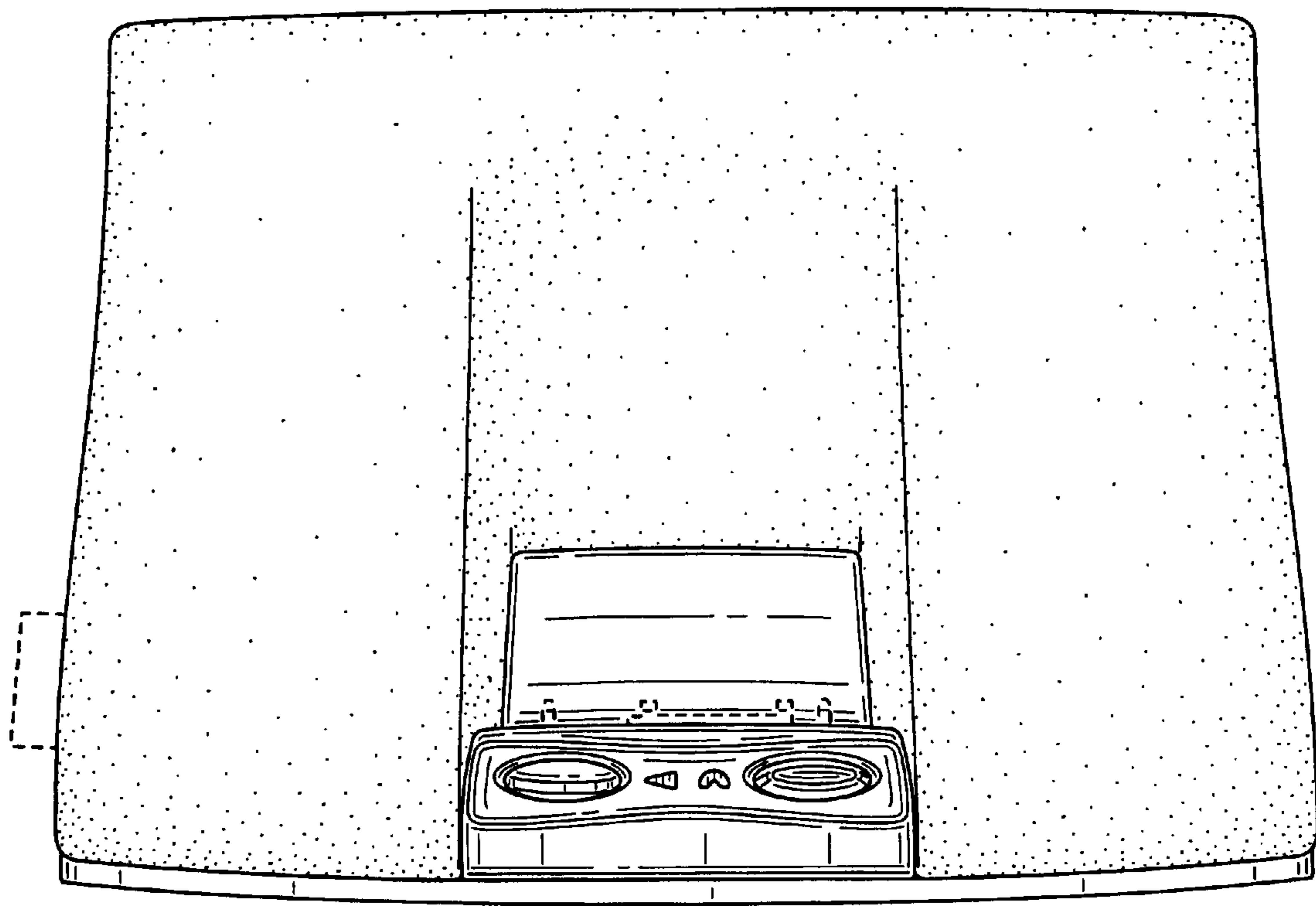


FIG. 1

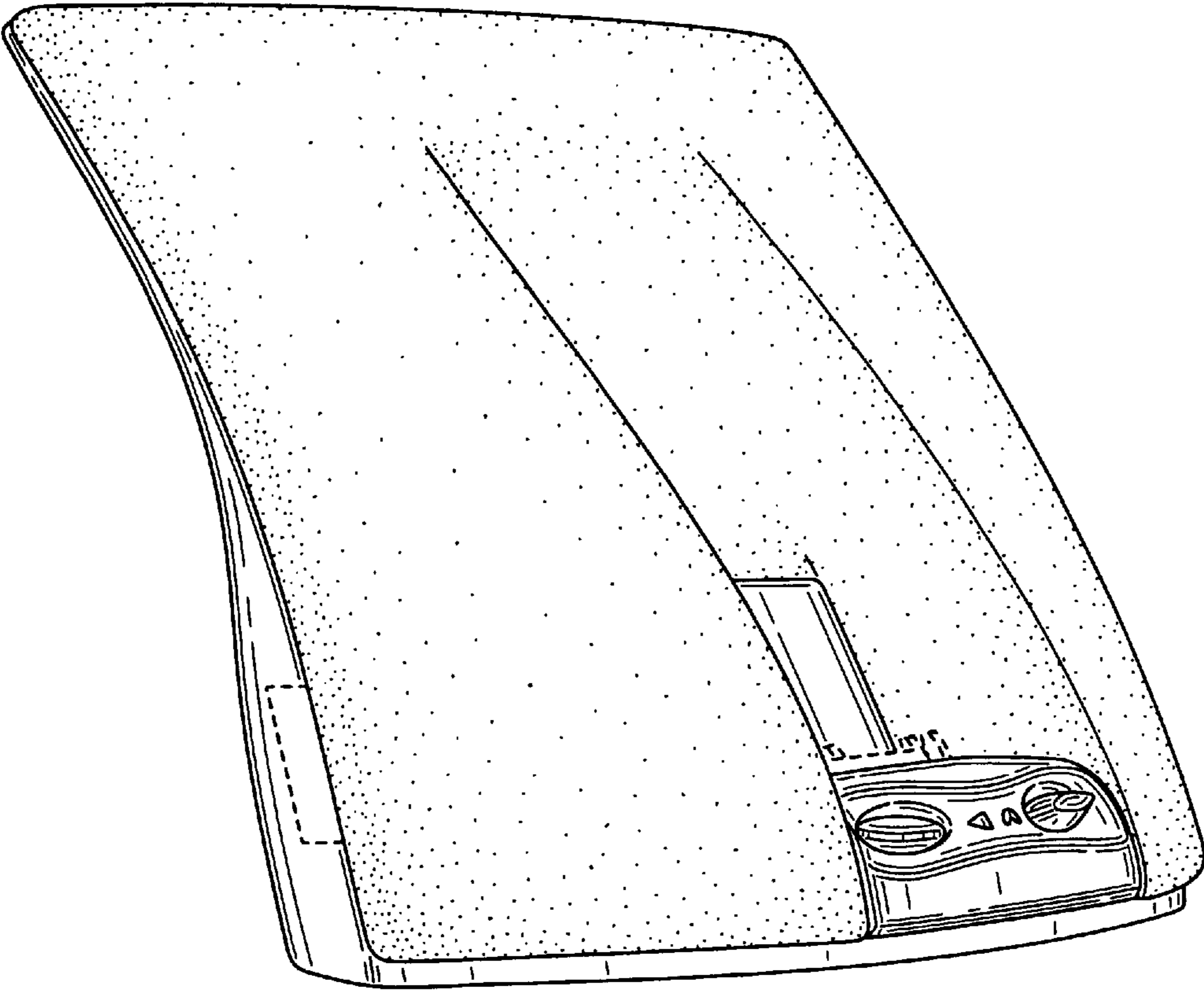


FIG. 2

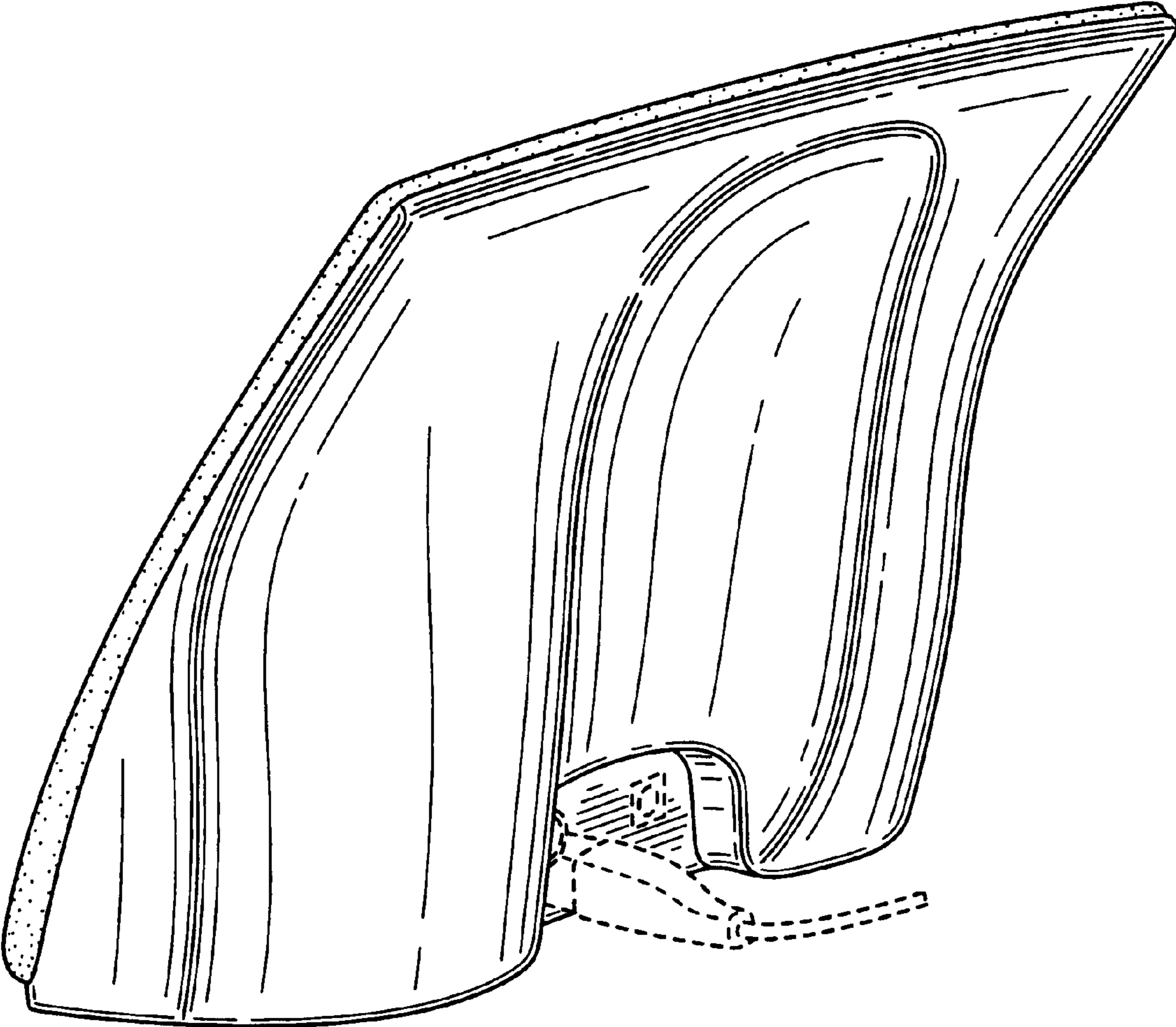


FIG. 3

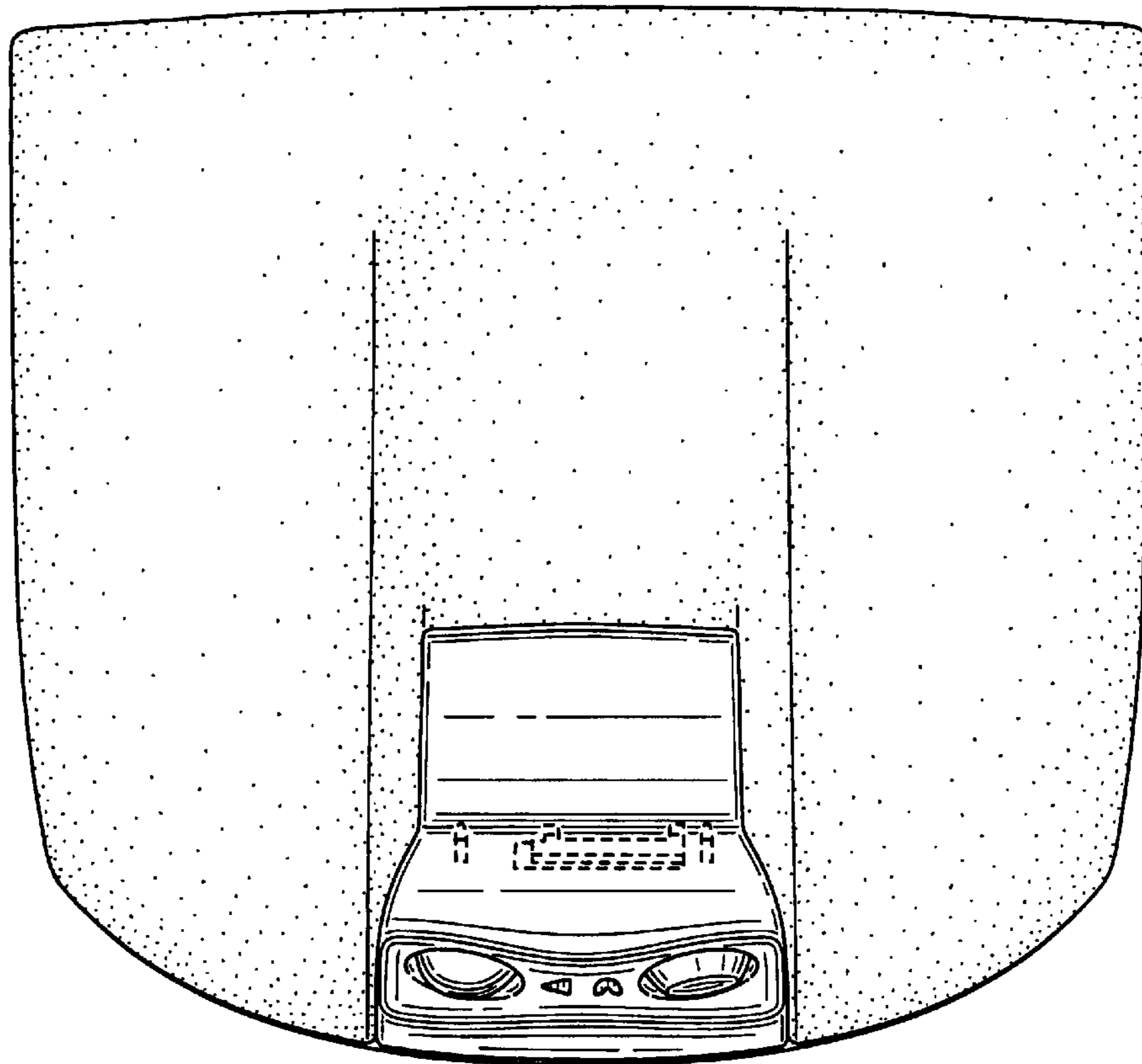


FIG. 4