



US00D512415S

(12) **United States Design Patent** (10) **Patent No.:** **US D512,415 S**  
**Brimhall et al.** (45) **Date of Patent:** **\*\* Dec. 6, 2005**

(54) **SPEAKER**

D469,754 S \* 2/2003 Lewis ..... D14/215  
 6,661,902 B1 \* 12/2003 Ziegler et al. .... 381/386  
 D487,737 S \* 3/2004 Lewis ..... D14/216

(75) Inventors: **Wells Brimhall**, Portland, OR (US);  
**Raymond Weikel**, Camas, WA (US);  
**David Yim**, Vancouver, WA (US);  
**Omer Kotzer**, Portland, OR (US);  
**Bernhard Wildner**, Portland, OR (US)

\* cited by examiner

*Primary Examiner*—Nanda Bondade  
 (74) *Attorney, Agent, or Firm*—Ipsolon llp

(73) Assignee: **Logitech Europe S.A.**,  
 Romanel-sur-Morgan (CH)

(57) **CLAIM**

We claim the ornamental design for a speaker, as shown and described.

(\*\*) Term: **14 Years**

**DESCRIPTION**

(21) Appl. No.: **29/205,942**

(22) Filed: **May 21, 2004**

(51) **LOC (8) Cl.** ..... **14-01**

(52) **U.S. Cl.** ..... **D14/221**

(58) **Field of Search** ..... D14/204, 207,  
 D14/209–216, 356, 219–222; 181/143–144,  
 147–148, 150, 157, 198–199, 151, 153;  
 381/300–302, 306, 333, 345, 361–364,  
 386–388, 332, 336

FIG. 1 is a front, right perspective view of the speaker;  
 FIG. 2 is a front, elevation view thereof;  
 FIG. 3 is a right side, elevation view thereof, the left side,  
 elevation view being a mirror image thereof;  
 FIG. 4 is a back, elevation view thereof;  
 FIG. 5 is a top, elevation view thereof;  
 FIG. 6 is a bottom, elevation view thereof; and,  
 FIG. 7 is a sectional view thereof taken along line 7—7 of  
 FIG. 2.

The broken lines showing an exemplar speaker case, stand,  
 feet, portions of a grille, control openings, controls, and a  
 vent are for illustrative purpose only and form no part of the  
 claimed design.

(56) **References Cited**

**U.S. PATENT DOCUMENTS**

D360,417 S \* 7/1995 Mark ..... D14/215  
 D369,605 S \* 5/1996 Lin ..... D14/215

**1 Claim, 3 Drawing Sheets**

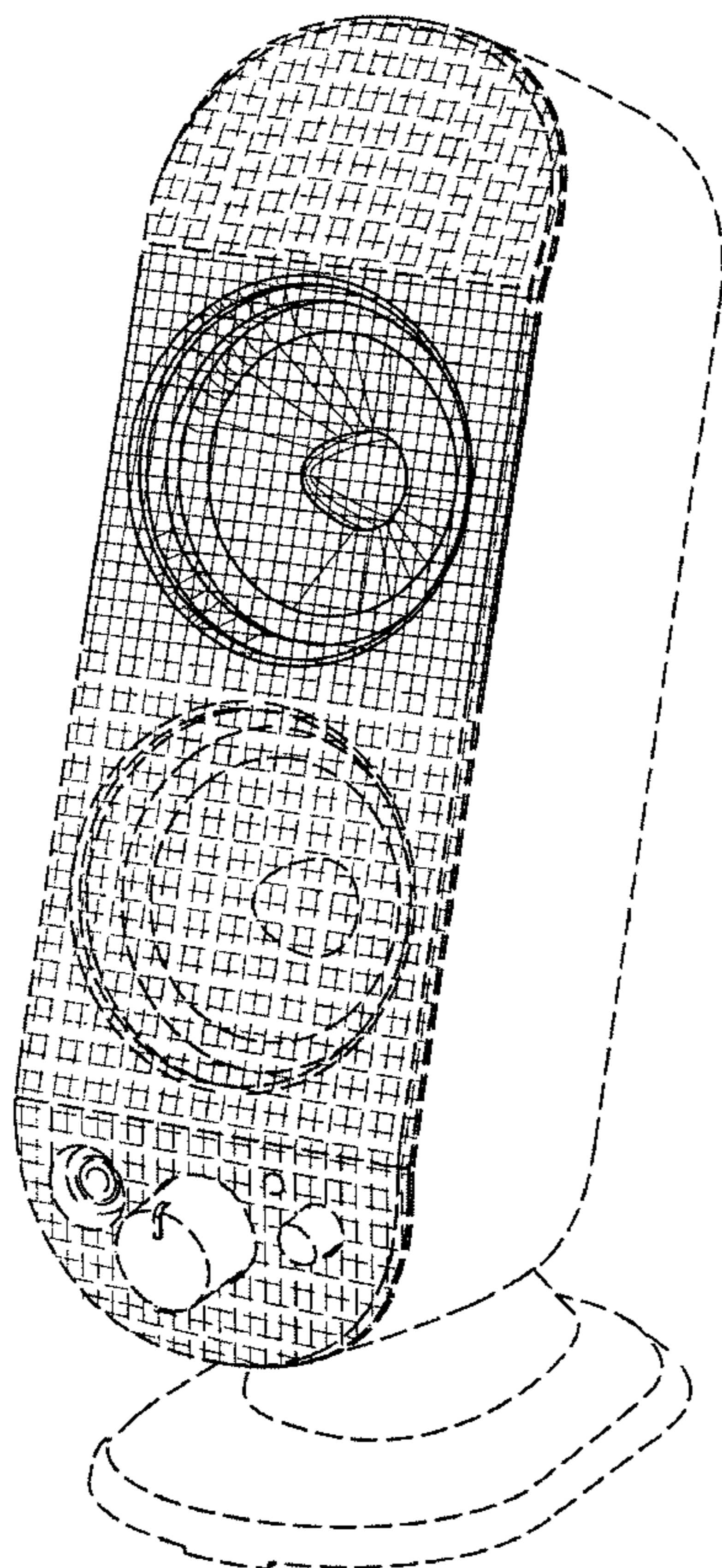


FIG. 1

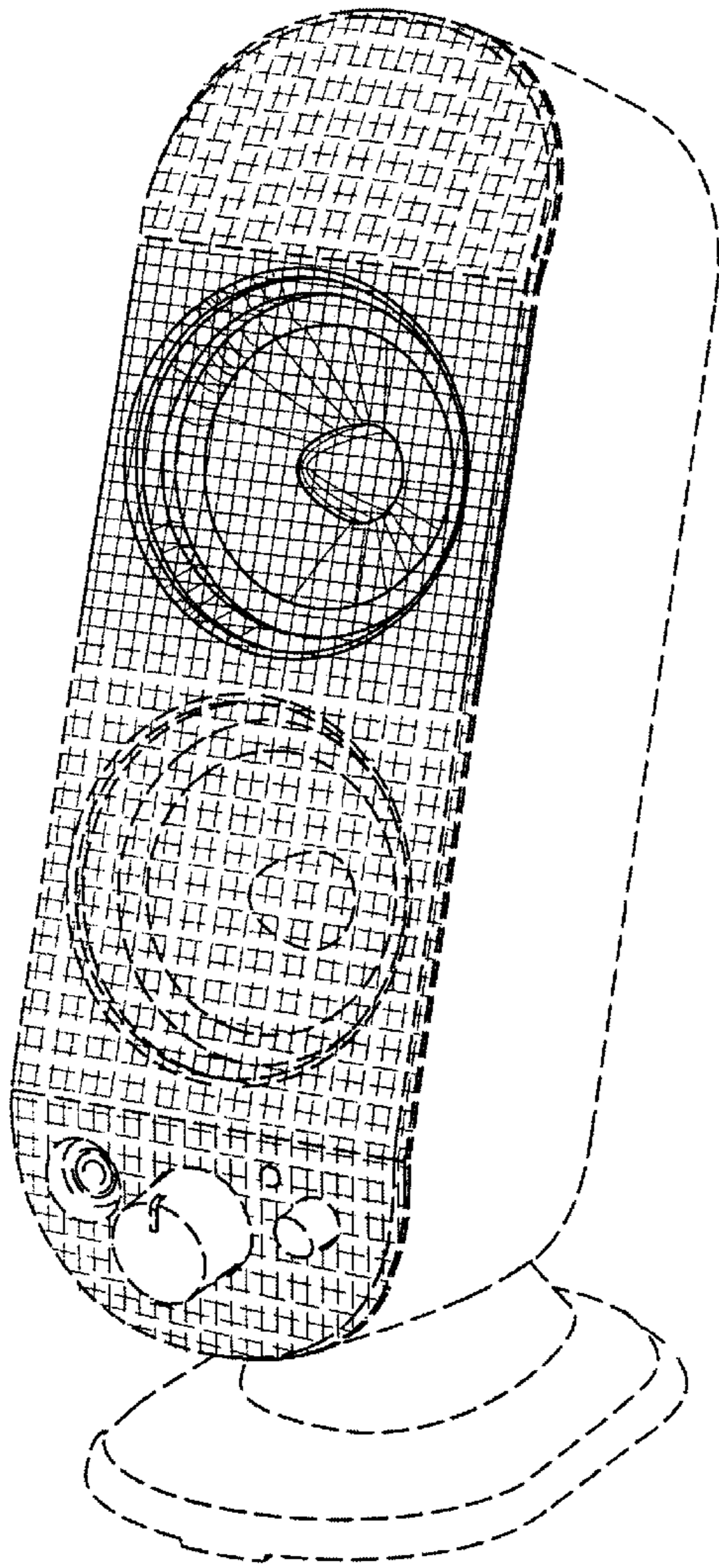


FIG. 2

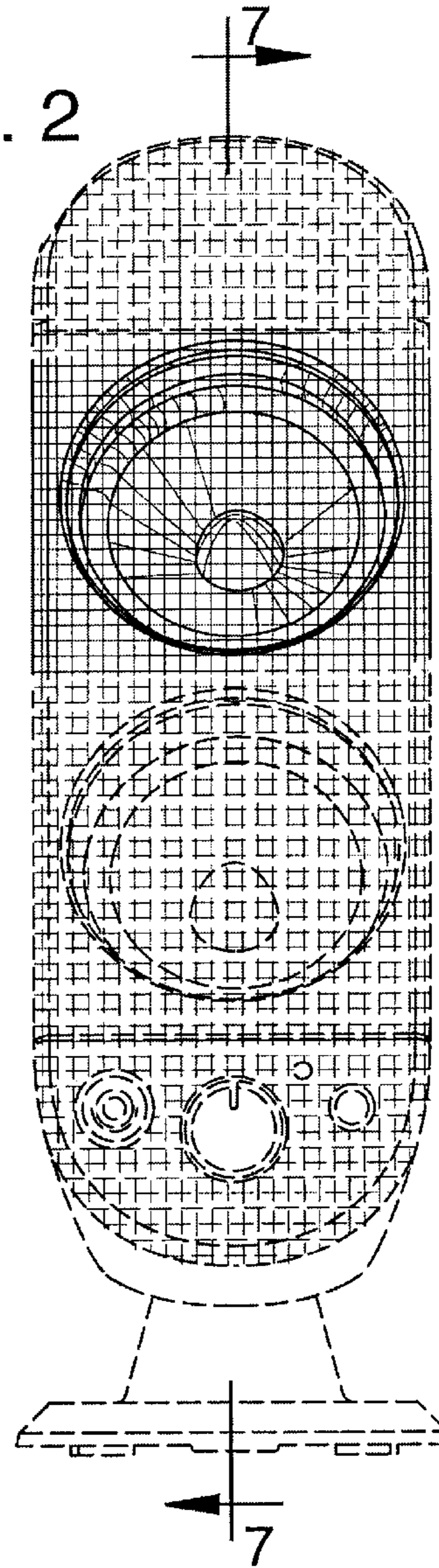


FIG. 3

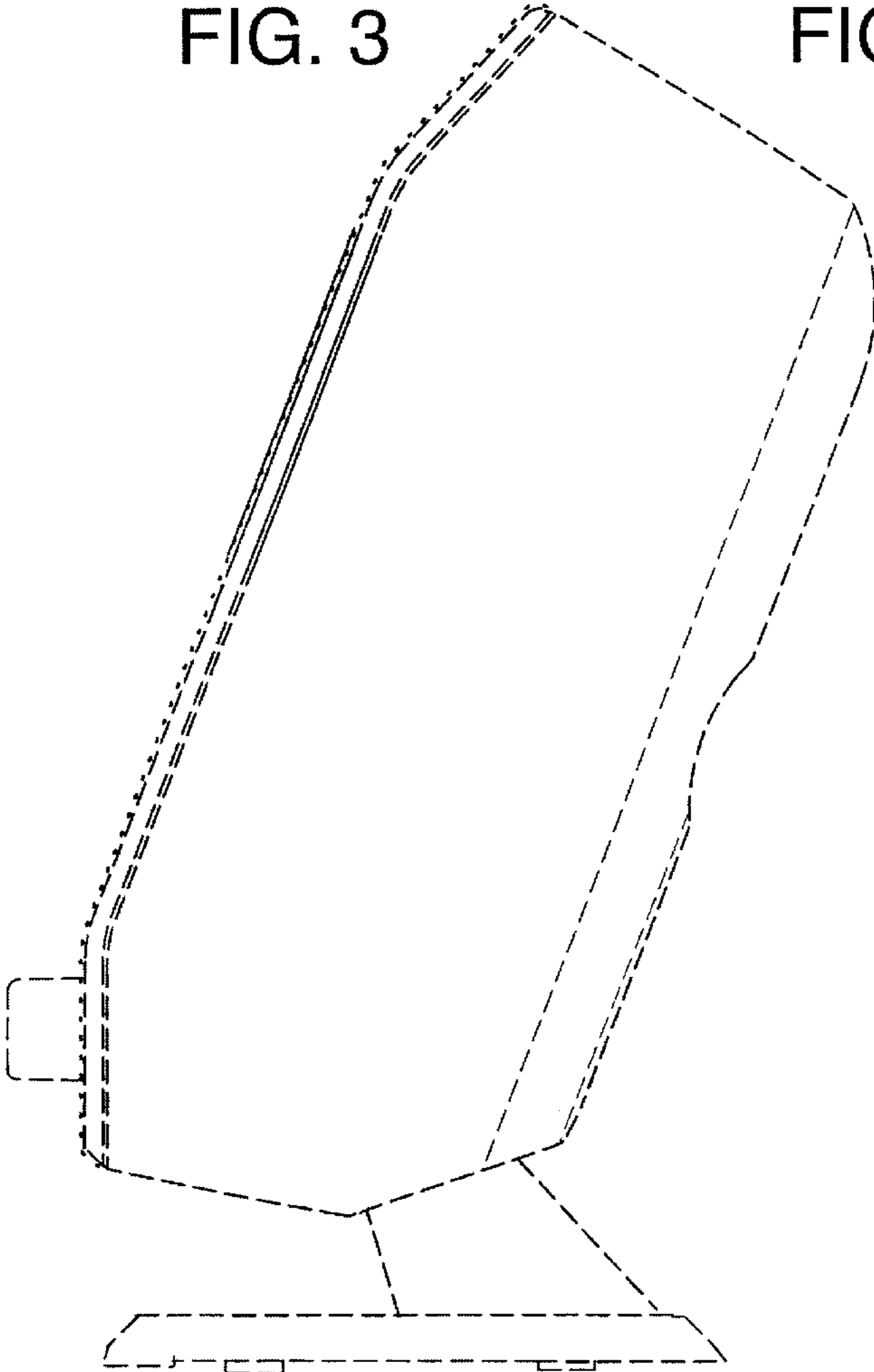


FIG. 4




FIG. 5

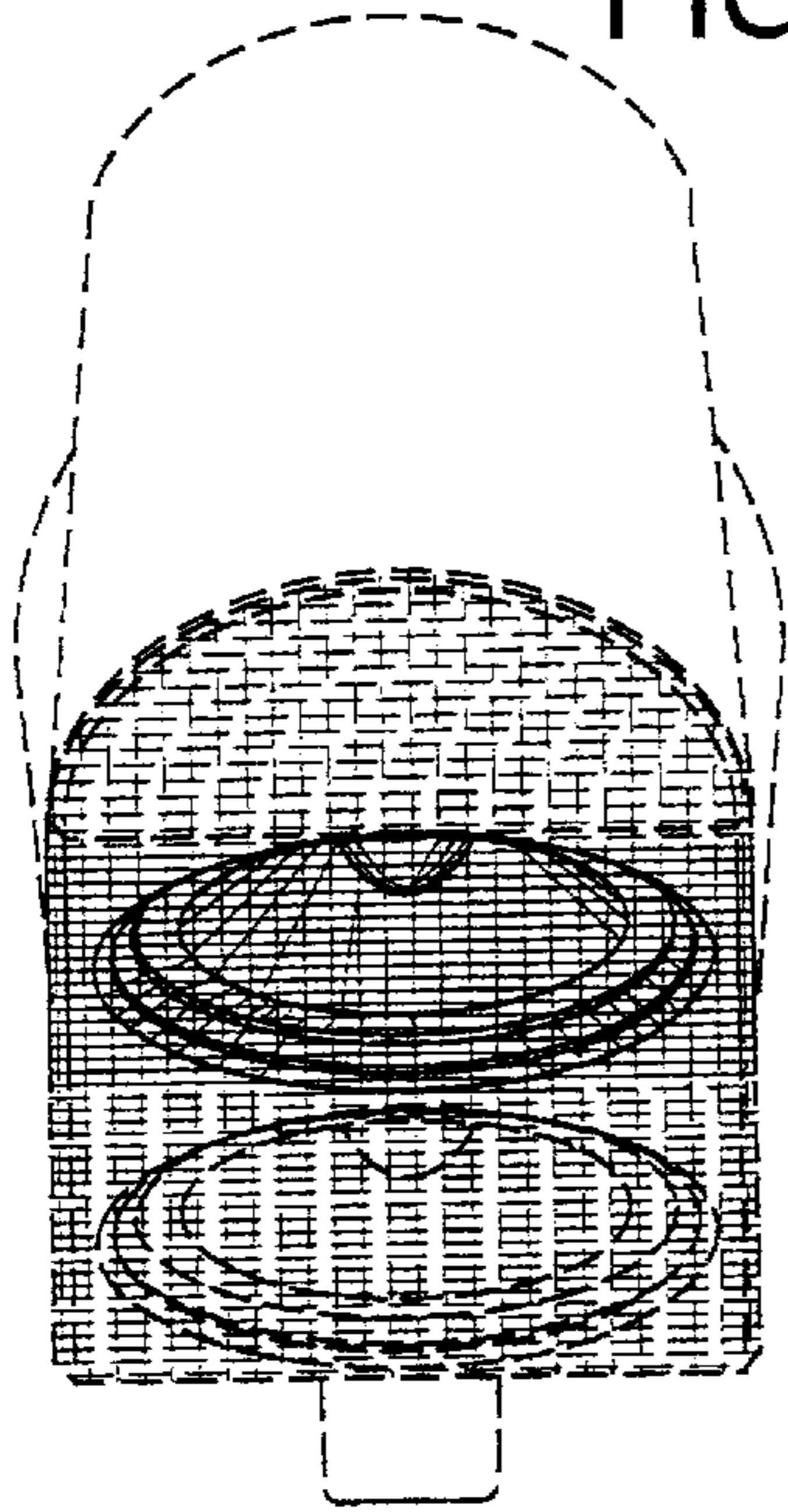


FIG. 7

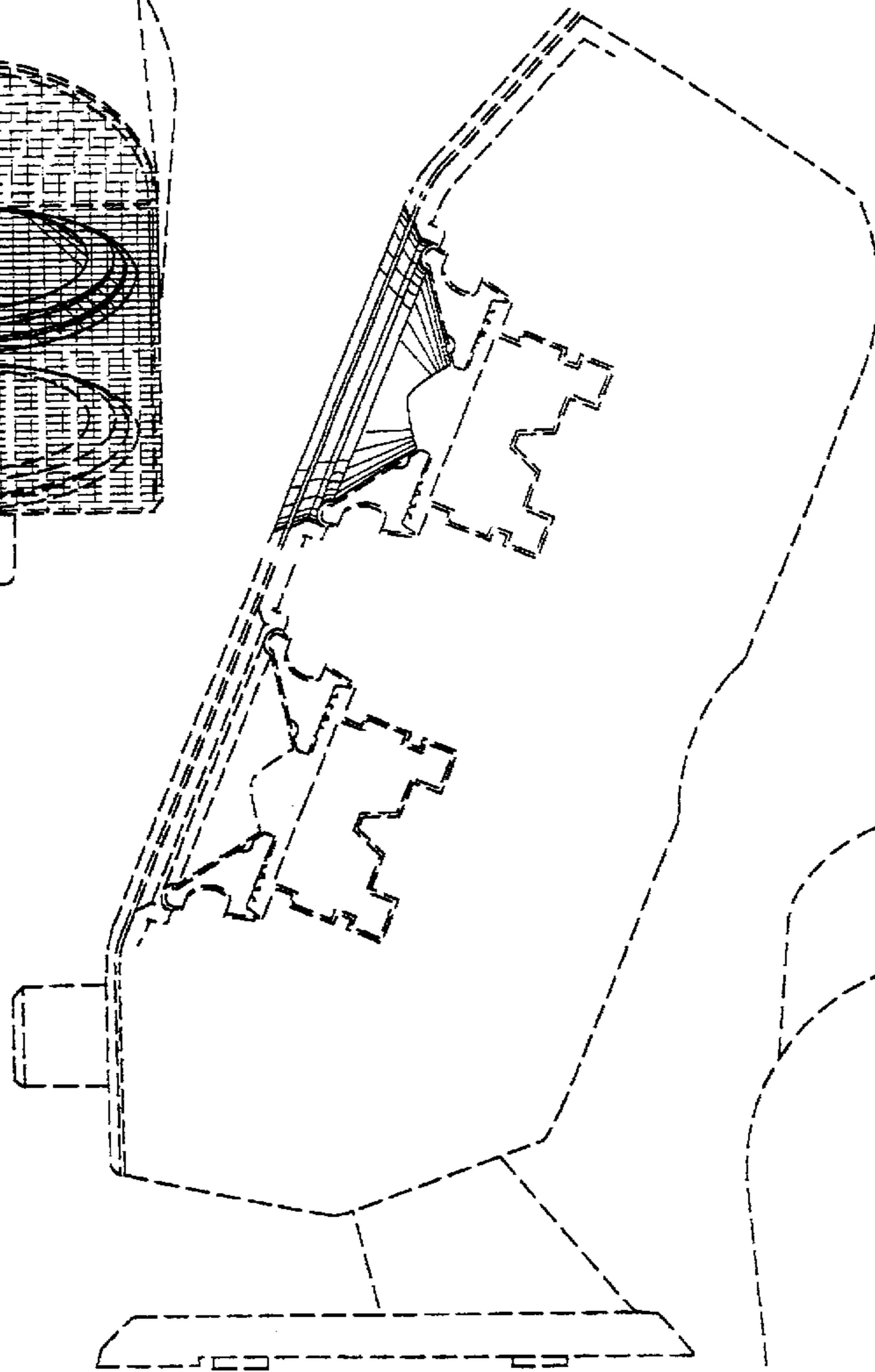


FIG. 6

