



US00D512408S

(12) **United States Design Patent**
Suzuki

(10) **Patent No.: US D512,408 S**

(45) **Date of Patent: ** Dec. 6, 2005**

(54) **DISC RECORDER**

(75) Inventor: **Shigeaki Suzuki, Tokyo (JP)**

(73) Assignee: **Sony Corporation, Tokyo (JP)**

(**) Term: **14 Years**

(21) Appl. No.: **29/222,343**

(22) Filed: **Jan. 31, 2005**

(51) **LOC (8) Cl. 14-01**

(52) **U.S. Cl. D14/167**

(58) **Field of Search** D14/258, 257,
D14/224, 217, 192, 188, 168, 167, 165,
164, 163, 162, 161, 160, 156, 154, 136,
135; 720/691, 658; 704/270; 455/350, 347,
344, 575.1; 396/434, 93; 386/1; 369/93,
75.1; 360/47, 4; 359/550

(56) **References Cited**

U.S. PATENT DOCUMENTS

D409,606 S * 5/1999 Syudo D14/156
D410,237 S * 5/1999 Kanatani D14/156
D415,757 S * 10/1999 Takahashi et al. D14/156
D426,538 S * 6/2000 Deguchi D14/156
D430,551 S * 9/2000 Shiono D14/156
D445,774 S * 7/2001 Matsuoka D14/156
D467,563 S * 12/2002 Matsuoka D14/136
D467,893 S * 12/2002 Yamada D14/167
D470,470 S * 2/2003 Yamada et al. D14/167
D486,465 S * 2/2004 Tanaka D14/167

D486,812 S * 2/2004 Kobayashi D14/156
D491,904 S * 6/2004 Johansson et al. D14/136
D498,739 S 11/2004 Nakano
D502,164 S * 2/2005 Ko et al. D14/156

OTHER PUBLICATIONS

Web page "MD-ST500-A" <http://www.sharp.co.jp/products/mdst500/index.html>, 1 sheet, Sharp Co. (Nov. 2004).
Web page "MD-DR77-S" <http://www.sharp.co.jp/products/mddr77/index.html>, 1 sheet, Sharp Co. (Nov. 2004).

* cited by examiner

Primary Examiner—Cathron C. Brooks

Assistant Examiner—Austin Murphy

(74) *Attorney, Agent, or Firm*—Rader, Fishman & Grauer PLLC

(57) **CLAIM**

The ornamental design for a disc recorder, as shown.

DESCRIPTION

FIG. 1 is a perspective view of a disc recorder showing my new design;

FIG. 2 is a front elevational view thereof;

FIG. 3 is a rear elevational view thereof;

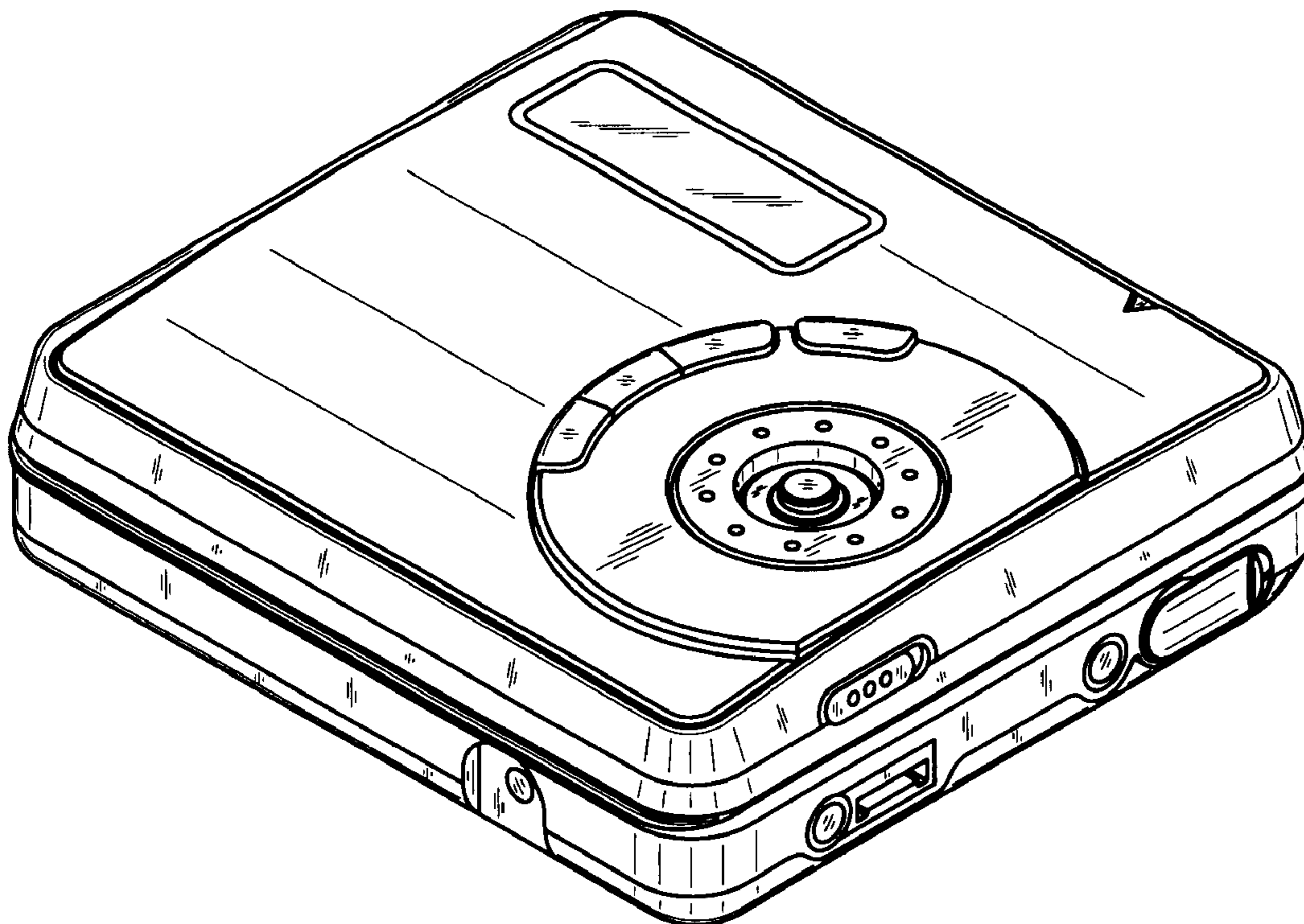
FIG. 4 is a left side elevational view thereof;

FIG. 5 is a right side elevational view thereof;

FIG. 6 is a top plan view thereof; and,

FIG. 7 is a bottom plan view thereof.

1 Claim, 4 Drawing Sheets



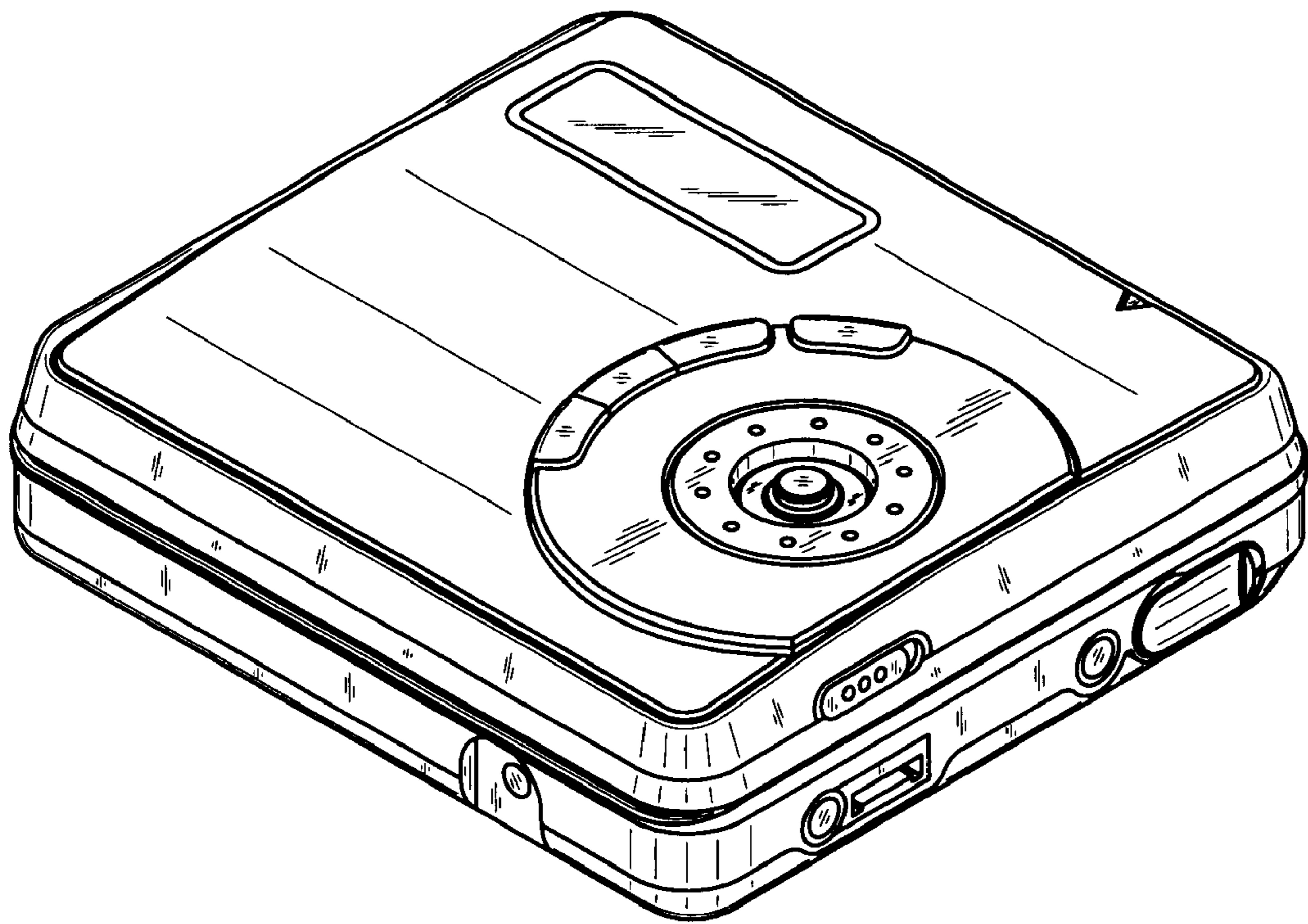


FIG. 1

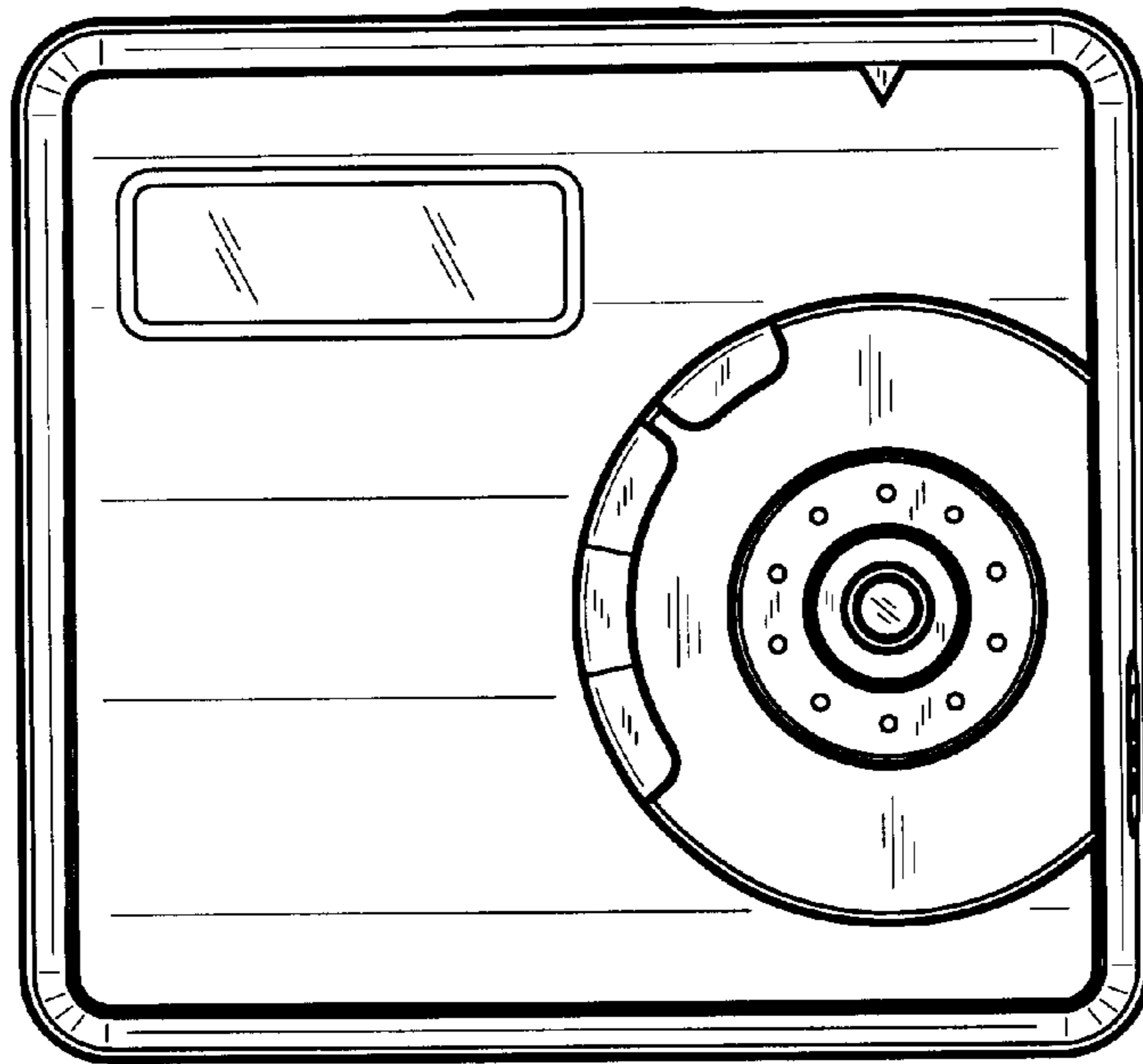


FIG. 2




FIG. 3



FIG. 4

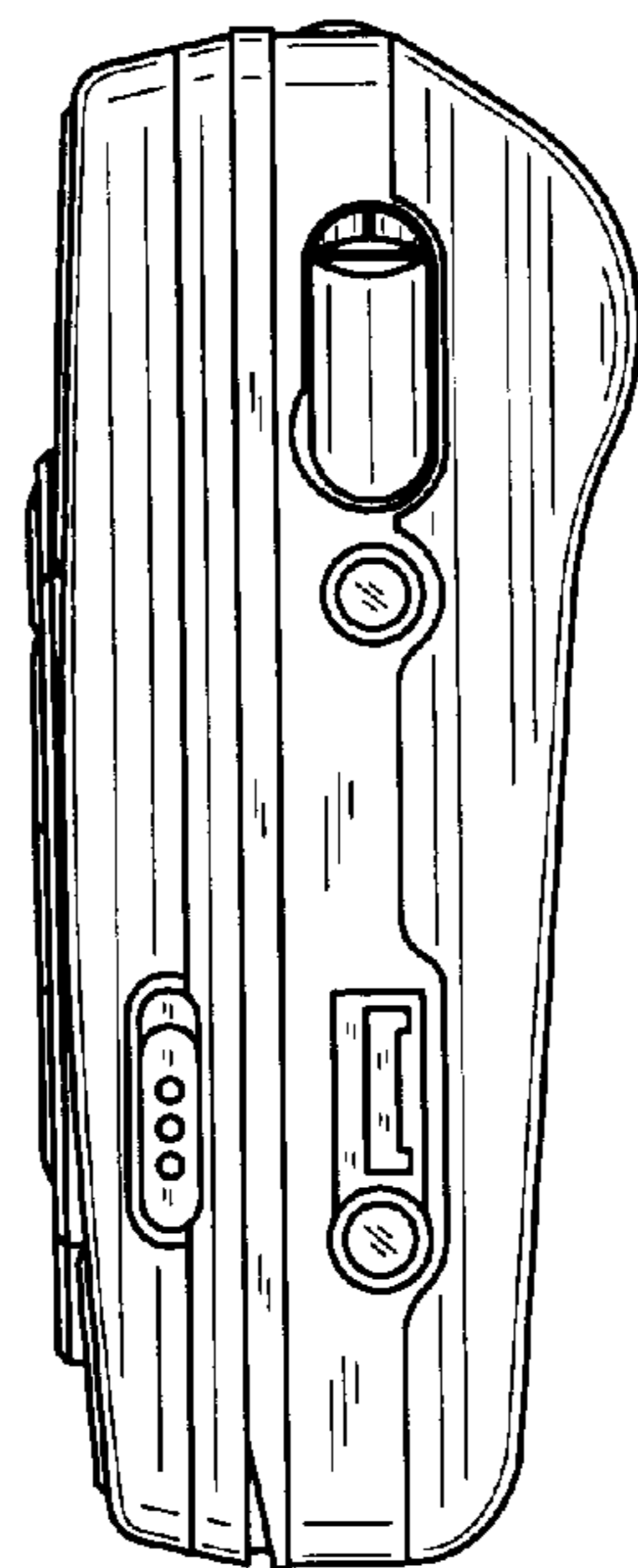


FIG. 5

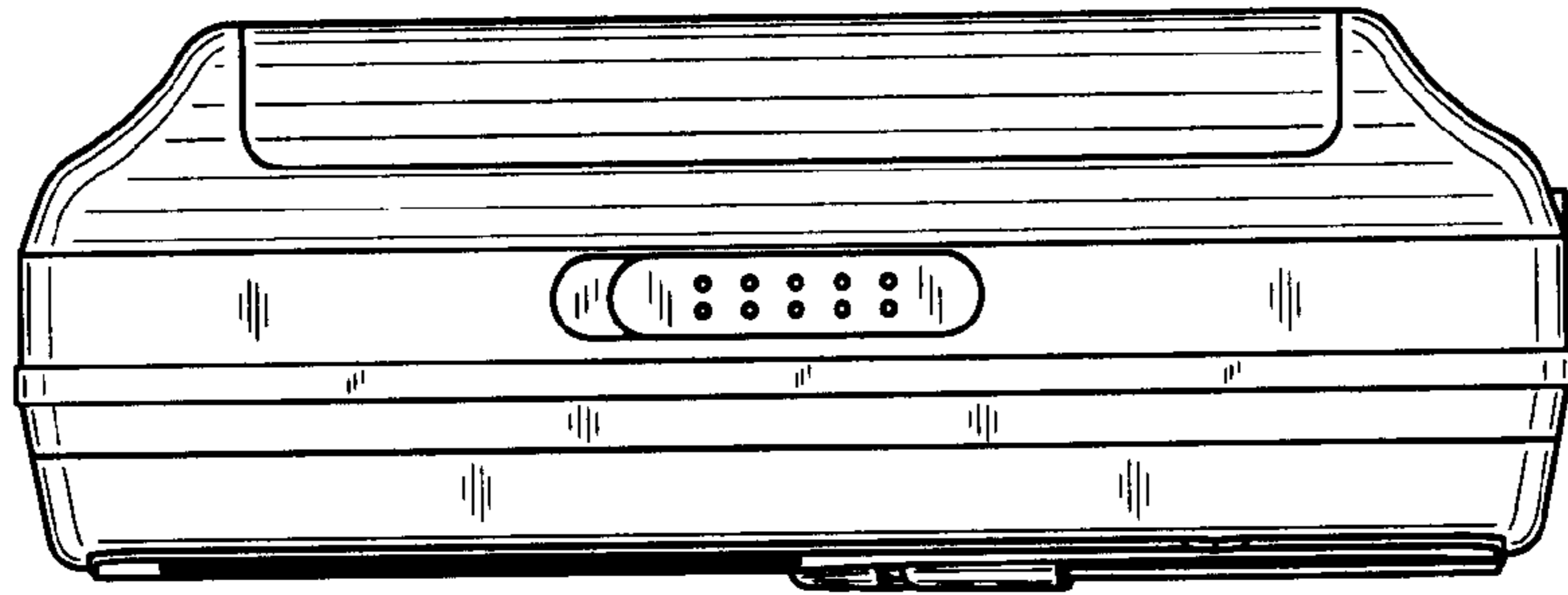


FIG. 6

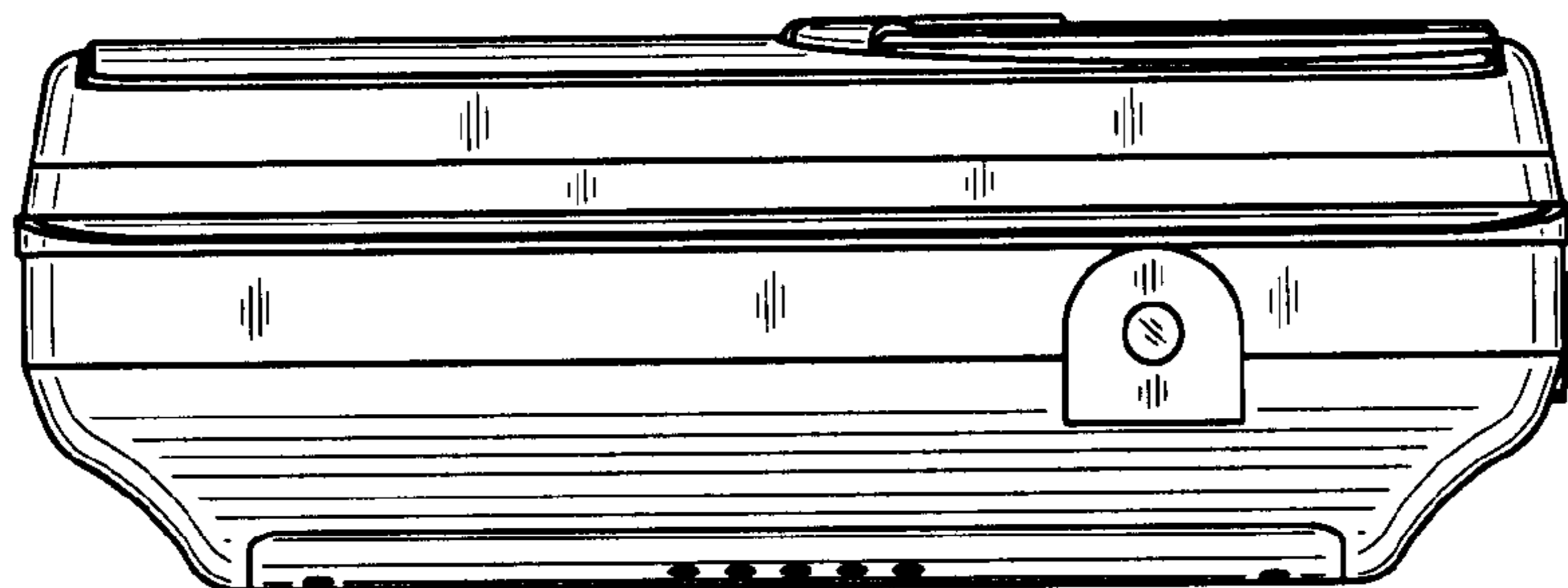


FIG. 7