



US00D512406S

(12) **United States Design Patent** (10) **Patent No.:** **US D512,406 S**
Shimizu (45) **Date of Patent:** **** Dec. 6, 2005**

(54) **IC RECORDER**

(75) Inventor: **Naoto Shimizu**, Tokyo (JP)

(73) Assignee: **Sony Corporation**, Tokyo (JP)

(**) Term: **14 Years**

(21) Appl. No.: **29/203,438**

(22) Filed: **Apr. 15, 2004**

(51) **LOC (8) Cl.** **14-01**

(52) **U.S. Cl.** **D14/167**

(58) **Field of Search** D14/167, 154,
D14/168, 188, 156, 160, 161, 162, 163,
164, 165, 192; 455/350, 351

(56) **References Cited**

U.S. PATENT DOCUMENTS

D290,843 S	*	7/1987	Murphy	D14/168
D306,588 S	*	3/1990	Kashiwagi	D14/163
D311,006 S	*	10/1990	Hino et al.	D14/165
D321,881 S	*	11/1991	Hopewell	D14/192
D323,826 S	*	2/1992	Suzuki et al.	D14/137
D339,584 S	*	9/1993	Miyai	D14/156
D359,520 S	*	6/1995	Hsu	D21/516
D369,164 S	*	4/1996	Hsu	D14/156
D427,177 S		6/2000	Yamazaki		
D470,469 S	*	2/2003	Hirano	D14/156
D472,230 S	*	3/2003	Chan	D14/196
D501,843 S	*	2/2005	Oas	D14/188

OTHER PUBLICATIONS

Web page "AD-EMPZ" 3 sheets, <http://www.adtec.co.jp/parts/AD-EMPZ.html>, ADTEC (Feb. 2004).

Web page "MDM-H2ZCA" www.yodobashi.com, 2 sheets, http://www.yodobashi.com/enjoy/more/i/oid2_11634815/14960089.html, Yodobashi Camera (Feb. 2004).

Web page "DMPM-256[Creative Digital M3 Player MX200]" www.yodobashi.com, 1 sheet, Yodobashi Camera (Feb. 2004).

Web page "Creative Digital M3 Player MX200," [ttp://www.japan.creative.com/products/digitalaudio/dmp_mx/welcome.asp](http://www.japan.creative.com/products/digitalaudio/dmp_mx/welcome.asp), 1 sheet, Creative (Apr. 2004).

* cited by examiner

Primary Examiner—Joel A. Sincavage

Assistant Examiner—Austin Murphy

(74) *Attorney, Agent, or Firm*—Rader, Fishman & Grauer PLLC

(57) **CLAIM**

The ornamental design for an IC recorder, as shown.

DESCRIPTION

FIG. 1 is a perspective view of an IC recorder showing my new design;

FIG. 2 is a front elevational view thereof;

FIG. 3 is a rear elevational view thereof;

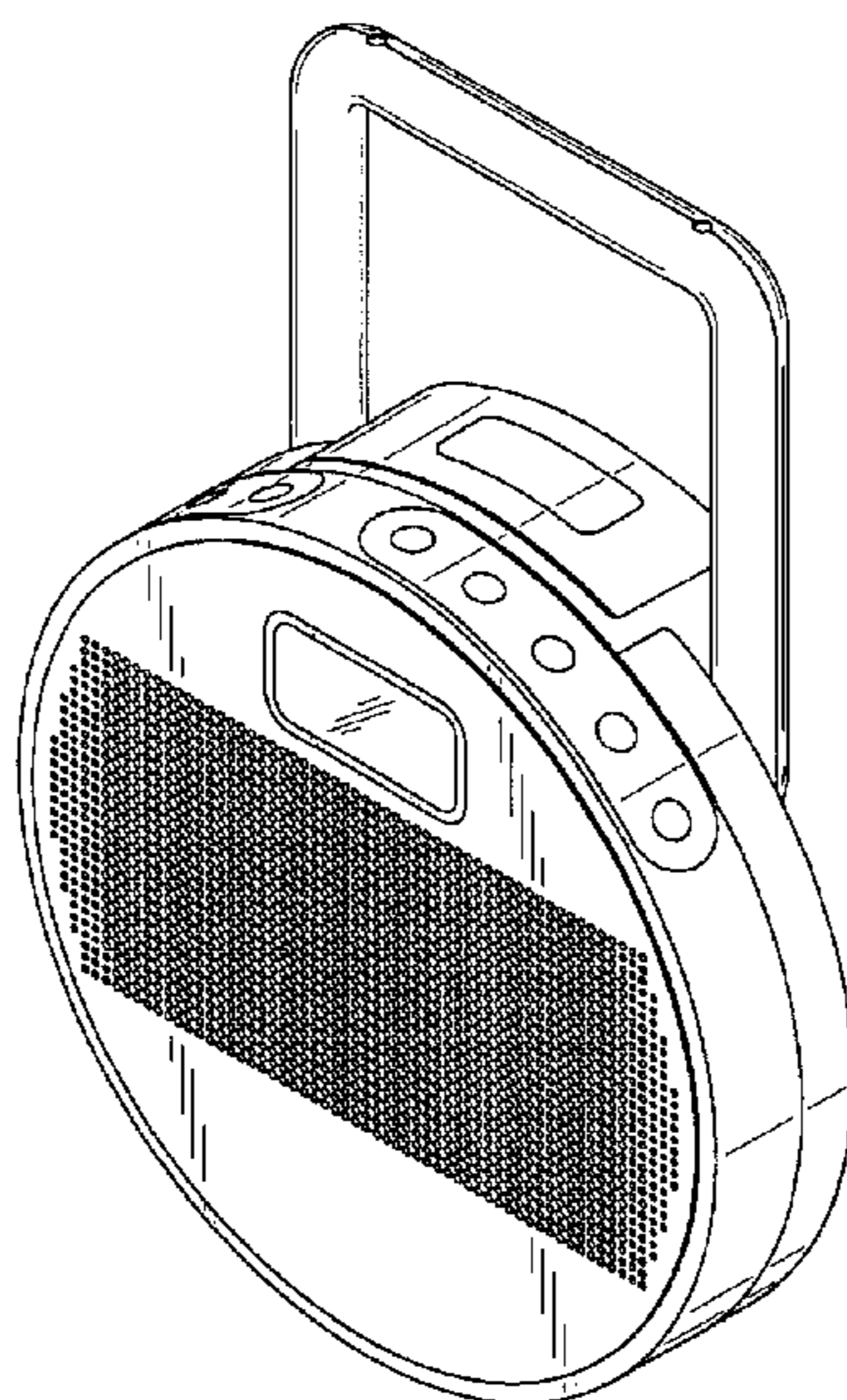
FIG. 4 is a left side elevational view thereof;

FIG. 5 is a right side elevational view thereof;

FIG. 6 is a top plan view thereof; and,

FIG. 7 is a bottom plan view thereof.

1 Claim, 4 Drawing Sheets



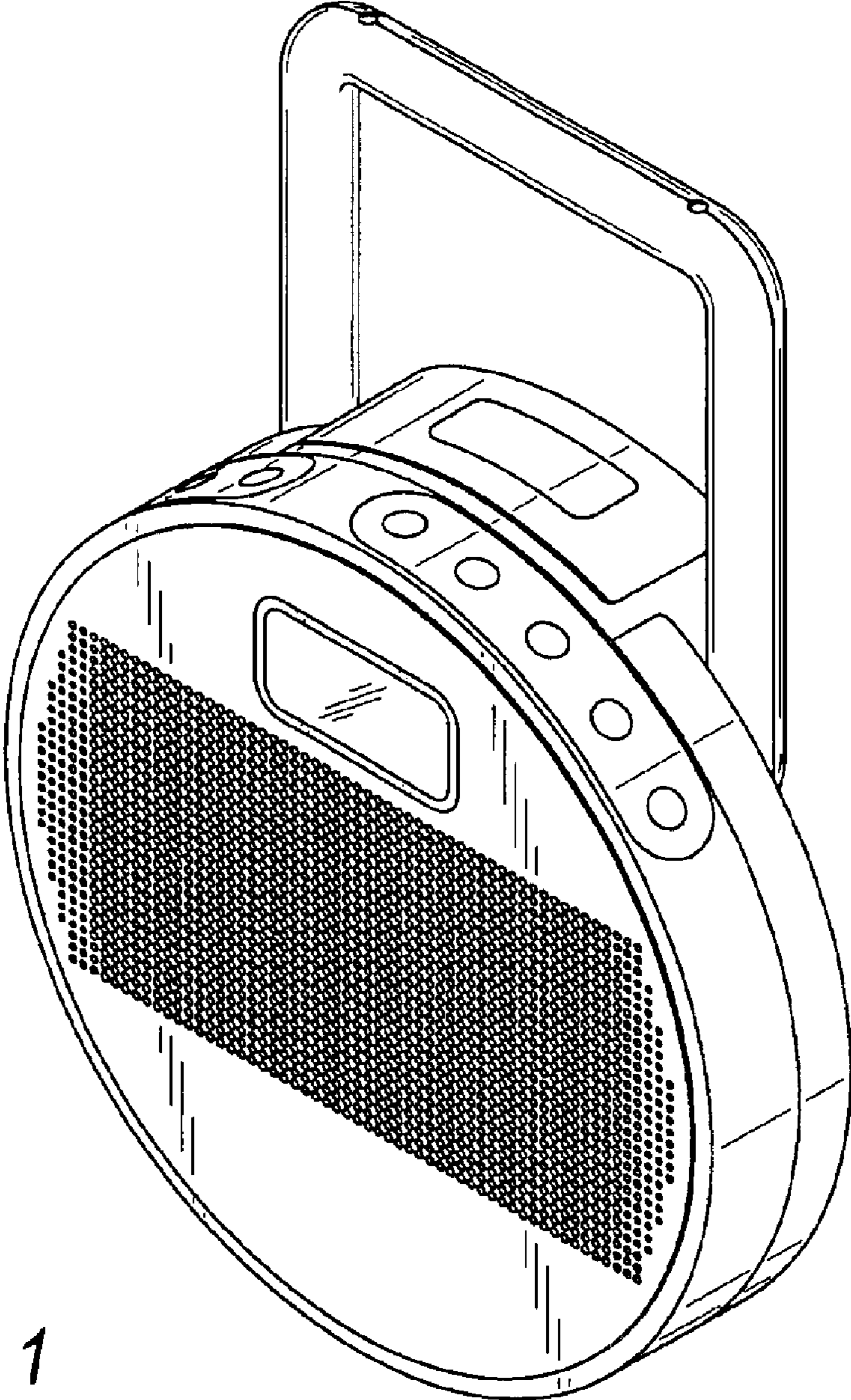


FIG. 1

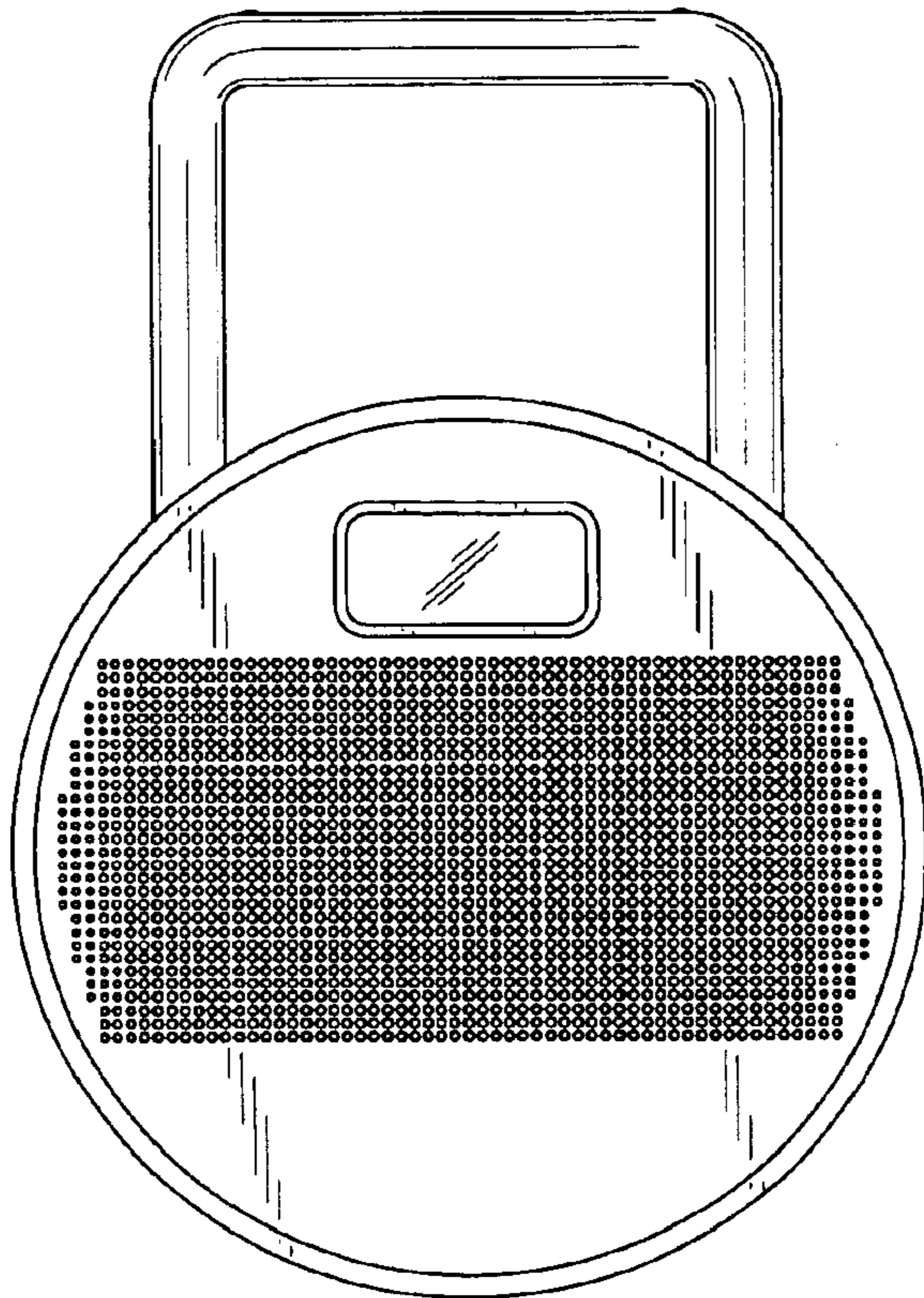


FIG. 2

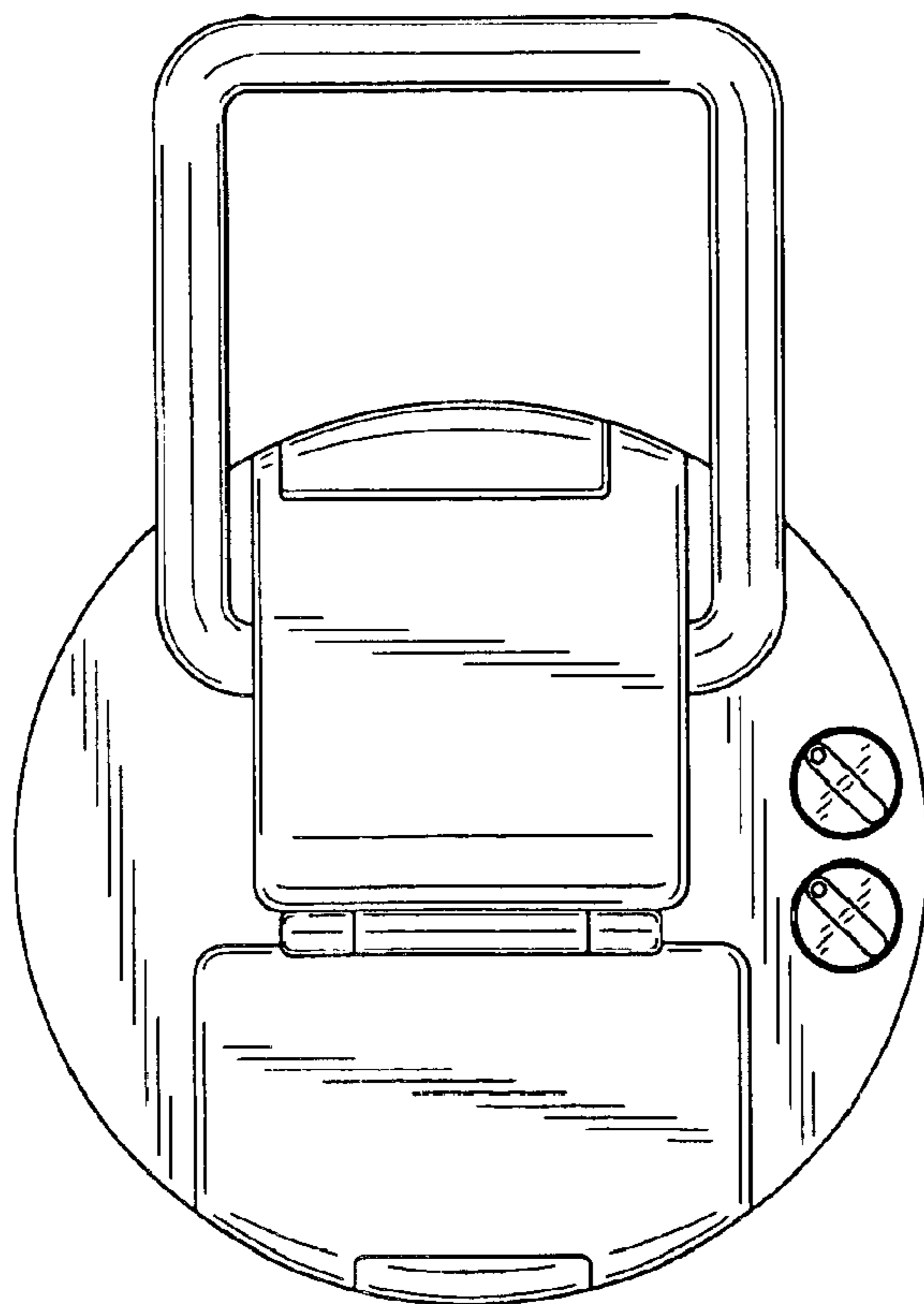


FIG. 3

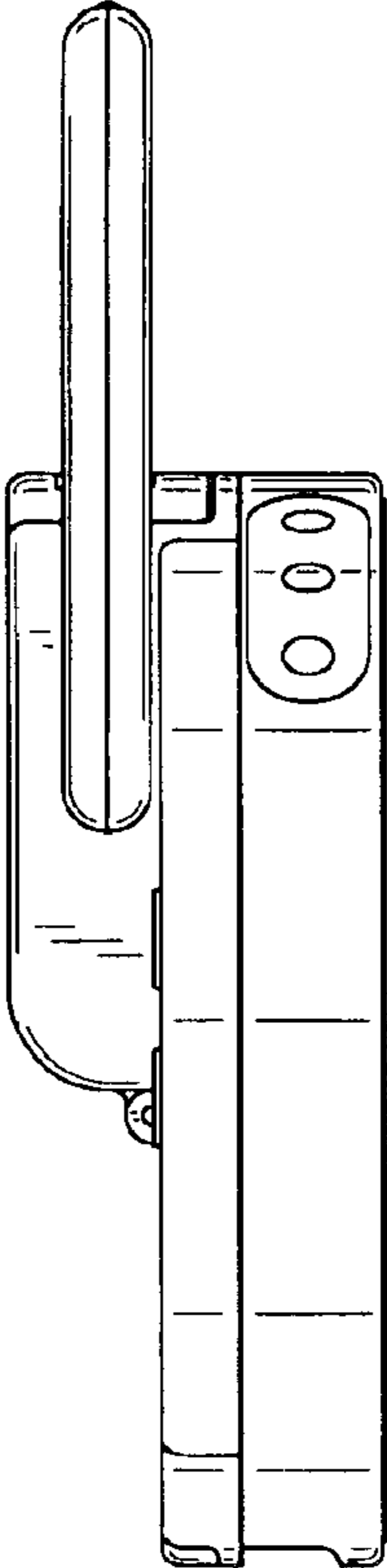


FIG. 4

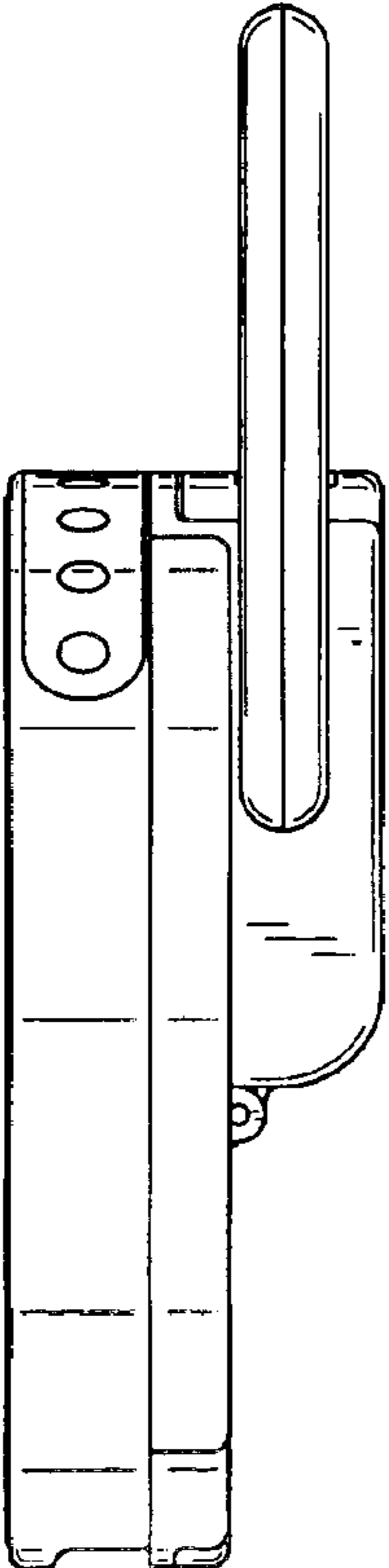


FIG. 5

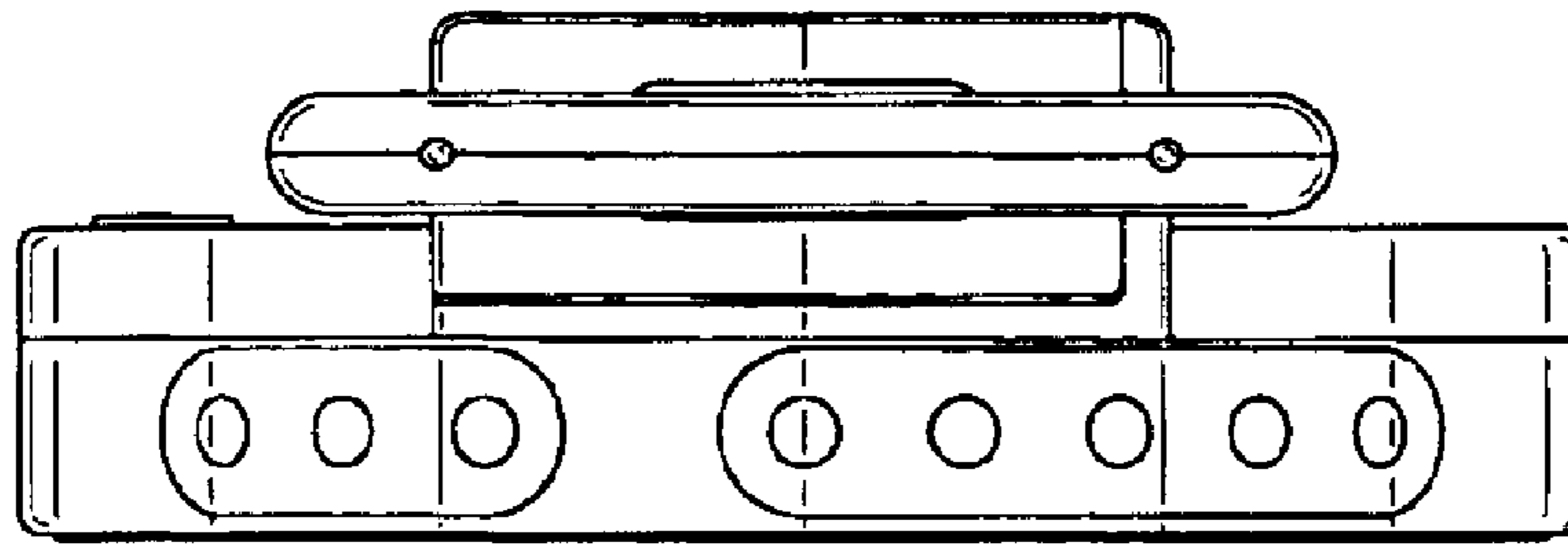


FIG. 6

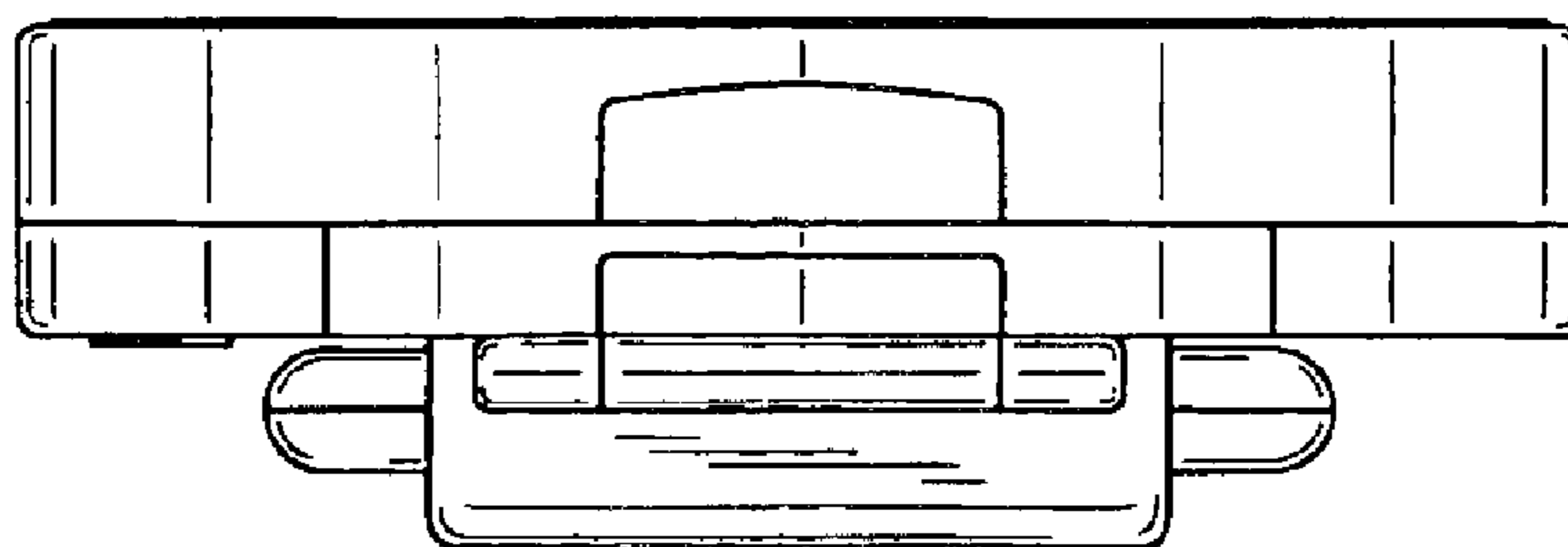


FIG. 7