



US00D512405S

(12) **United States Design Patent**
Itou et al.

(10) **Patent No.: US D512,405 S**
(45) **Date of Patent: ** Dec. 6, 2005**

(54) **VIDEO CASSETTE RECORDER**
(75) Inventors: **Masakatsu Itou, Saijo (JP); Yoichi Hisano, Kadoma (JP)**
(73) Assignee: **Matsushita Electric Industrial Co., Ltd., Osaka (JP)**
(**) Term: **14 Years**

D459,709 S * 7/2002 Kojima et al. D14/136
D460,428 S * 7/2002 Kojima et al. D14/136
D462,941 S * 9/2002 Woo D14/136
D466,876 S * 12/2002 Usami et al. D14/136
D474,755 S 5/2003 Senda et al.
D481,367 S 10/2003 Ito et al.
D485,245 S * 1/2004 Shiraki et al. D14/136
D494,150 S * 8/2004 Wu D14/136
D497,148 S * 10/2004 Kamata et al. D14/136
D501,187 S * 1/2005 Ito D14/136

(21) Appl. No.: **29/215,783**

(22) Filed: **Oct. 25, 2004**

(30) **Foreign Application Priority Data**

Aug. 5, 2004 (JP) 2004-023540

(51) **LOC (8) Cl. 14-01**

(52) **U.S. Cl. D14/161**

(58) **Field of Search** D14/445, 258,
D14/257, 224, 217, 198, 197, 196, 195,
194, 193, 192, 188, 168, 167, 156, 136,
135; 720/621, 619; 455/344; 274/2, 21

(56) **References Cited**

U.S. PATENT DOCUMENTS

D264,712 S * 6/1982 O'Leary D14/136
D299,452 S * 1/1989 Yang D14/135
D307,425 S * 4/1990 Shim D14/135
D307,898 S * 5/1990 Shim D14/135
D307,900 S * 5/1990 Yang D14/135
D311,731 S * 10/1990 Yang D14/135
D311,732 S * 10/1990 Shim D14/135
D311,915 S * 11/1990 Hong D14/135
D323,498 S * 1/1992 Bang D14/135
D324,679 S * 3/1992 Yang D14/135
D348,457 S * 7/1994 Cha D14/135
D404,394 S * 1/1999 Oh D14/135
D416,553 S 11/1999 Nishiwaki et al.
D428,865 S 8/2000 Nishiwaki et al.
D430,123 S 8/2000 Shinohara et al.
D436,088 S 1/2001 Yukikado et al.
D436,089 S 1/2001 Nishiwaki et al.
D459,321 S * 6/2002 Kojima et al. D14/136

FOREIGN PATENT DOCUMENTS

JP D1148204 7/2002
JP D1164131 1/2003
JP D1166506 3/2003
JP D1170123 4/2003
JP D1180179 7/2003
JP D1180329 7/2003
JP D1190689 11/2003
JP D1197399 2/2004
JP D1197461 2/2004

* cited by examiner

Primary Examiner—Cathron C. Brooks
Assistant Examiner—Austin Murphy
(74) *Attorney, Agent, or Firm*—Brinks Hofer Gilson & Lione

(57) **CLAIM**

We claim the ornamental design for a video cassette recorder, as shown and described.

DESCRIPTION

FIG. 1 is a top perspective view of a video cassette recorder of the present invention;
FIG. 2 is a front view thereof;
FIG. 3 is a first side view thereof;
FIG. 4 is a rear view thereof;
FIG. 5 is a second side view thereof;
FIG. 6 is a top view thereof; and,
FIG. 7 is a bottom view thereof.

1 Claim, 4 Drawing Sheets

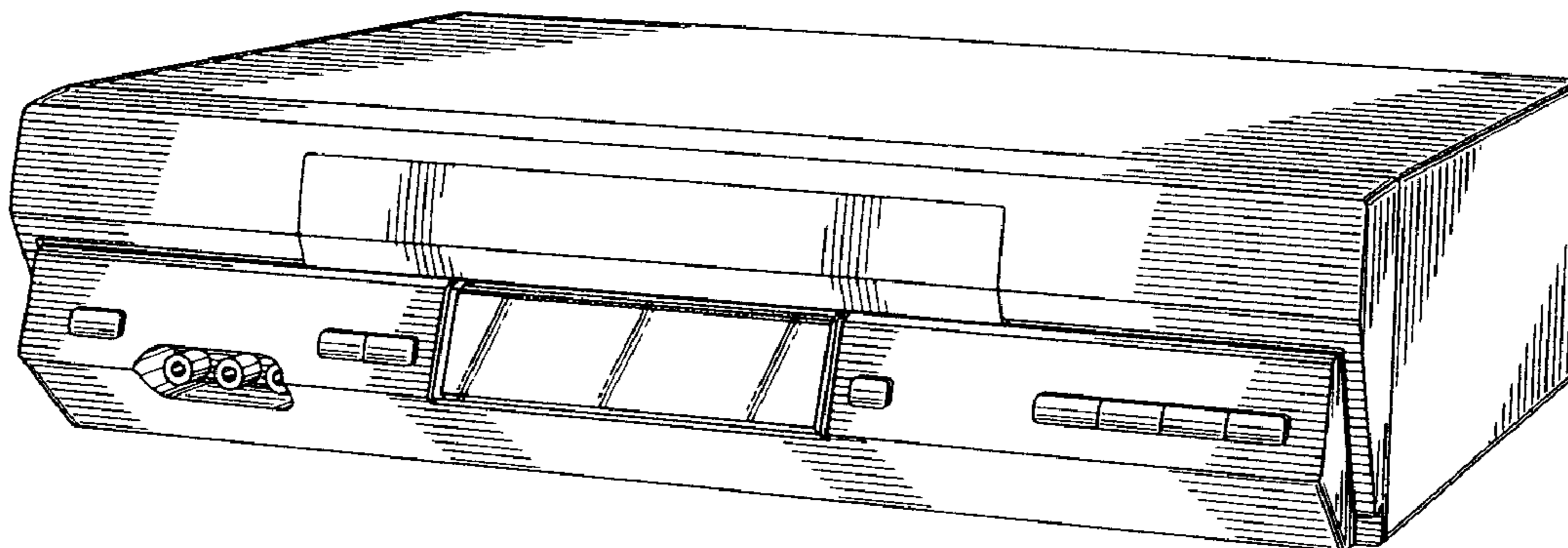


Fig. 1

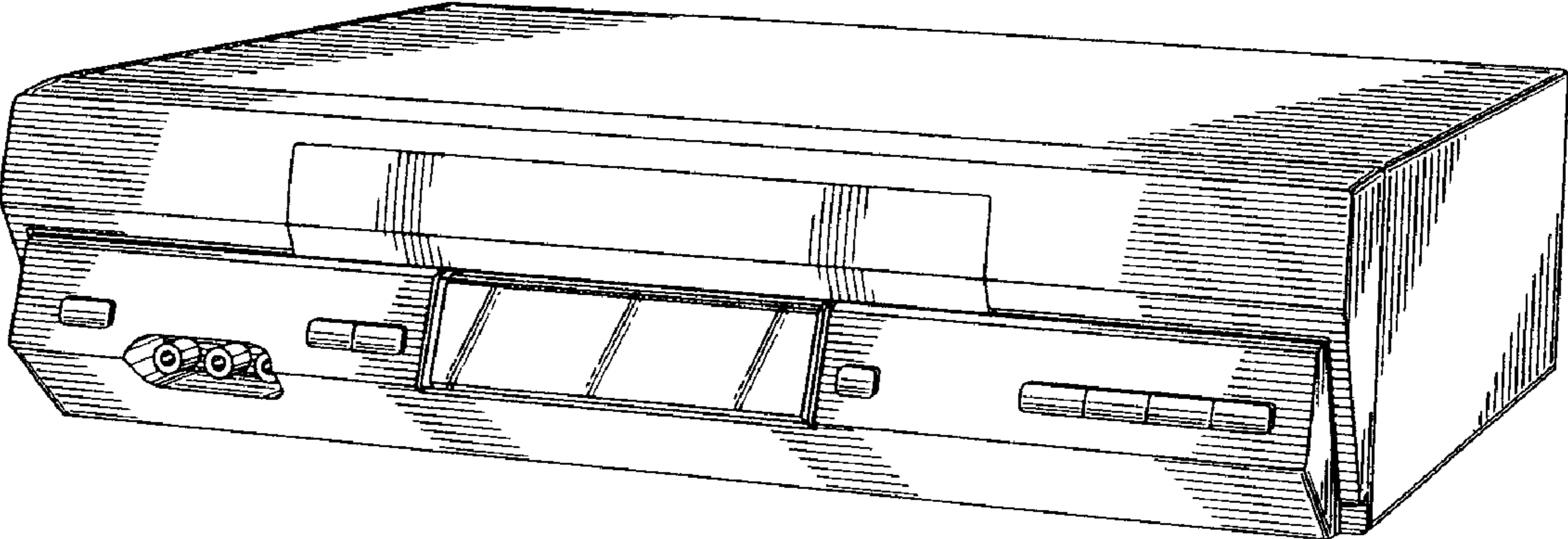


Fig. 2

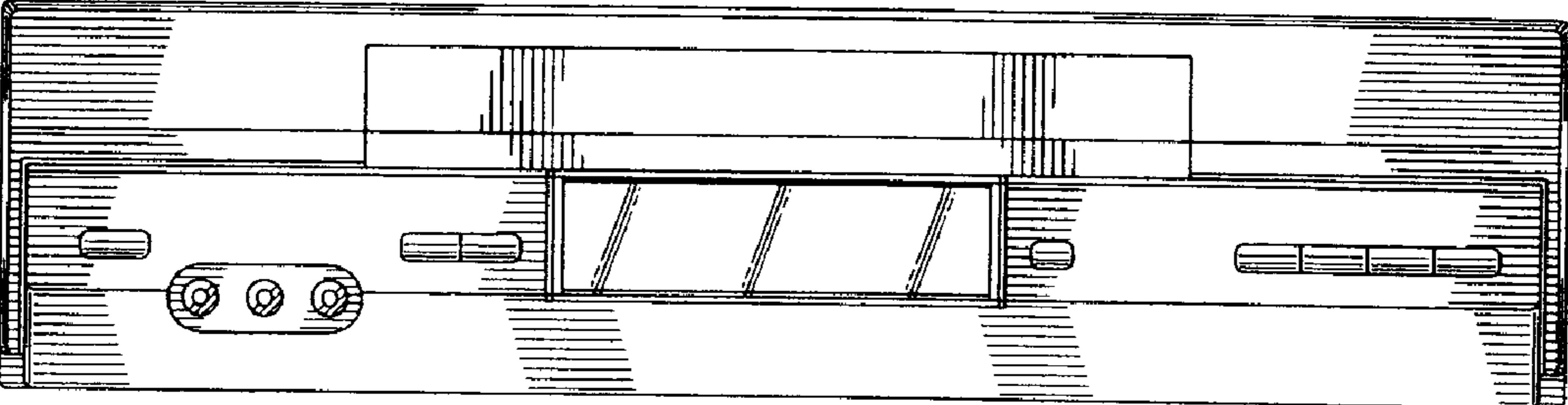


Fig.3




Fig.4

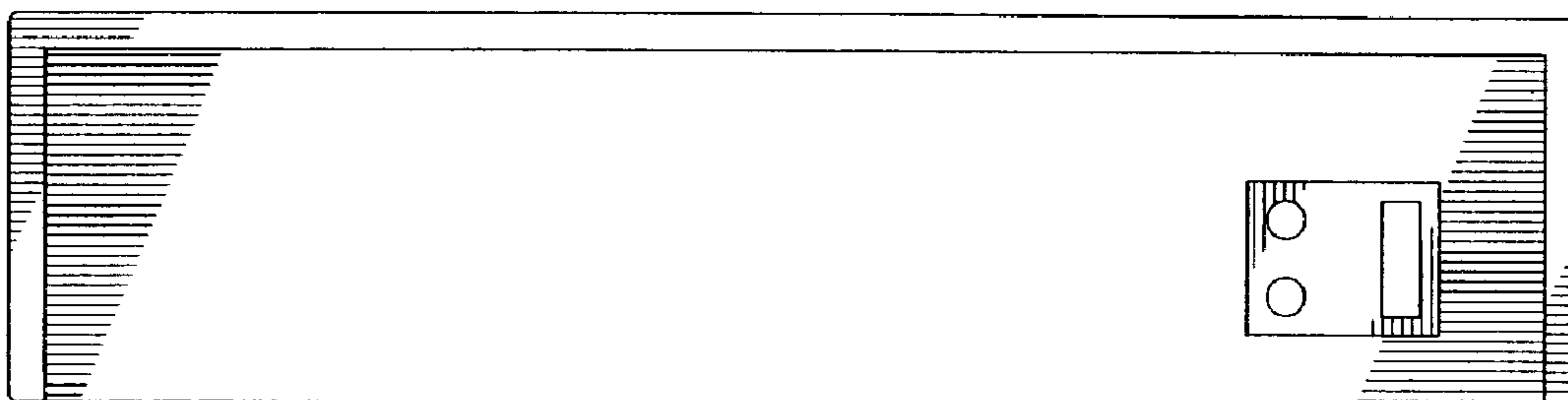


Fig.5




Fig.6




Fig 7

