



US00D512402S

(12) **United States Design Patent**
Zeitman

(10) **Patent No.:** **US D512,402 S**

(45) **Date of Patent:** **** Dec. 6, 2005**

(54) **PERSONAL CD PLAYER**

(75) **Inventor:** **Josh Zeitman**, Brooklyn, NY (US)

(73) **Assignee:** **Lenoxx Electronics Corp.**, Brooklyn, NY (US)

(**) **Term:** **14 Years**

(21) **Appl. No.:** **29/197,485**

(22) **Filed:** **Jan. 16, 2004**

(51) **LOC (8) Cl.** **14-01**

(52) **U.S. Cl.** **D14/156**

(58) **Field of Search** D14/135-136,
D14/156-157, 160-165, 167-168, 192-198,
217; 455/347-351; 369/75.1, 75.2, 77.1,
77.2

(56) **References Cited**

U.S. PATENT DOCUMENTS

D397,113 S * 8/1998 Masamitsu D14/156
5,870,367 A * 2/1999 Yamamori 369/75.1

D441,350 S * 5/2001 Nakamura et al. D14/156
D471,885 S * 3/2003 Wada D14/156
D484,481 S * 12/2003 Murakami D14/156
D491,549 S * 6/2004 Zeitman D14/156

* cited by examiner

Primary Examiner—Nanda Bondade

(74) *Attorney, Agent, or Firm*—Burns Doane Swecker & Mathis

(57) **CLAIM**

The ornamental design for a “personal CD player”, as shown and described.

DESCRIPTION

FIG. 1 is a top view of a “personal CD player” showing my design;

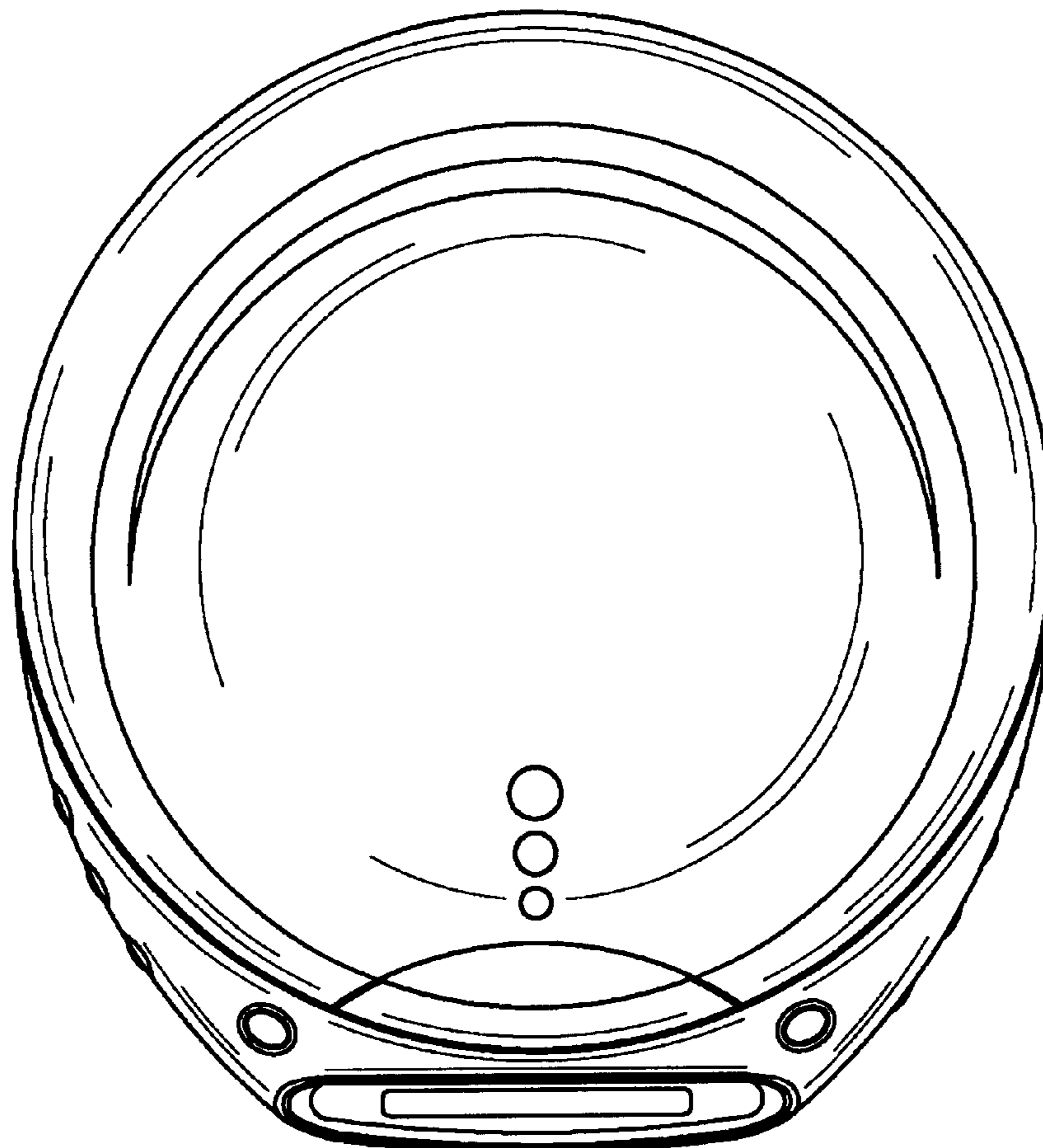
FIG. 2 is a bottom view thereof;

FIG. 3 is a right side view thereof;

FIG. 4 is a left side view thereof; and,

FIG. 5 is a front view thereof.

1 Claim, 2 Drawing Sheets



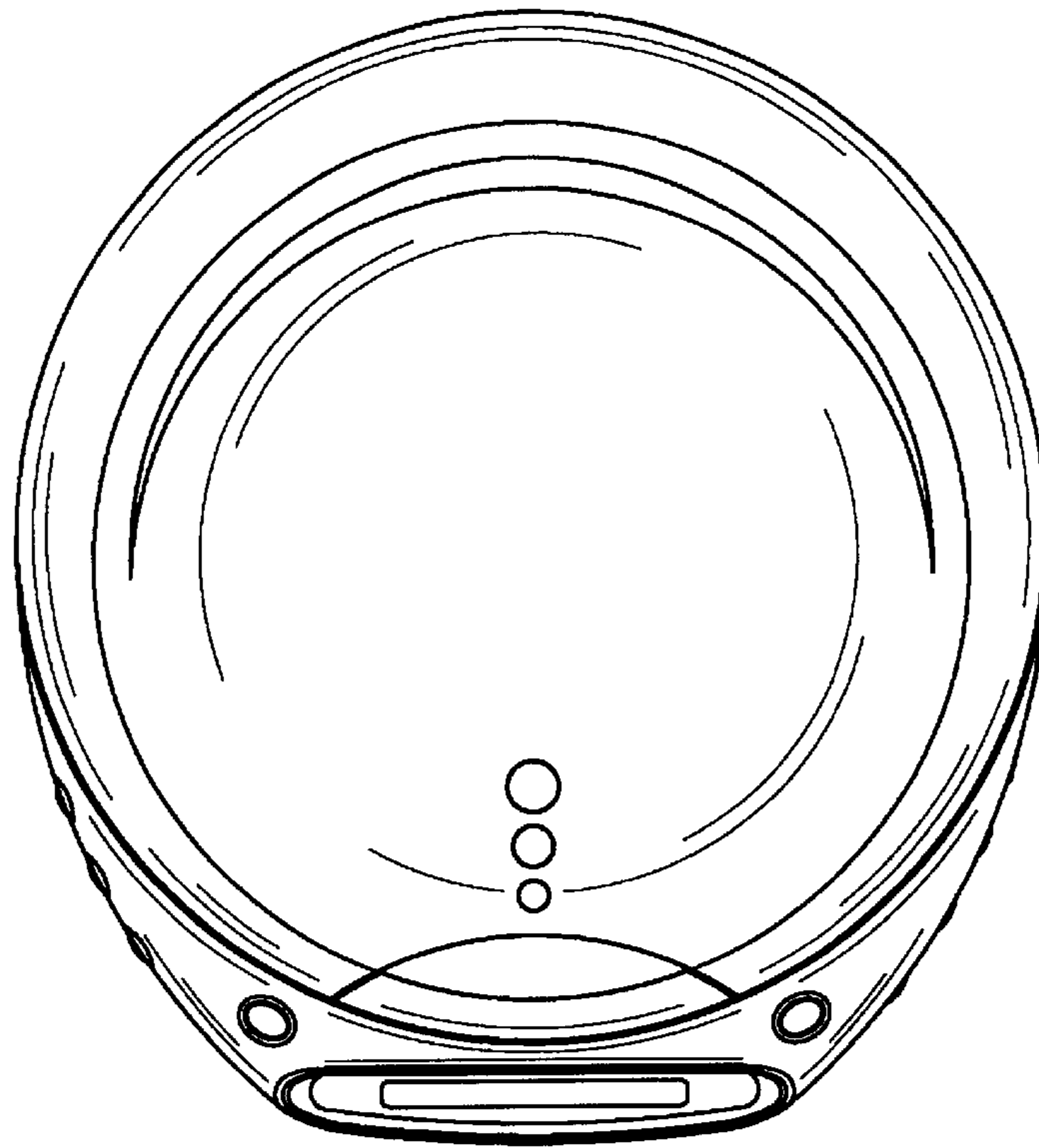


Fig. 1

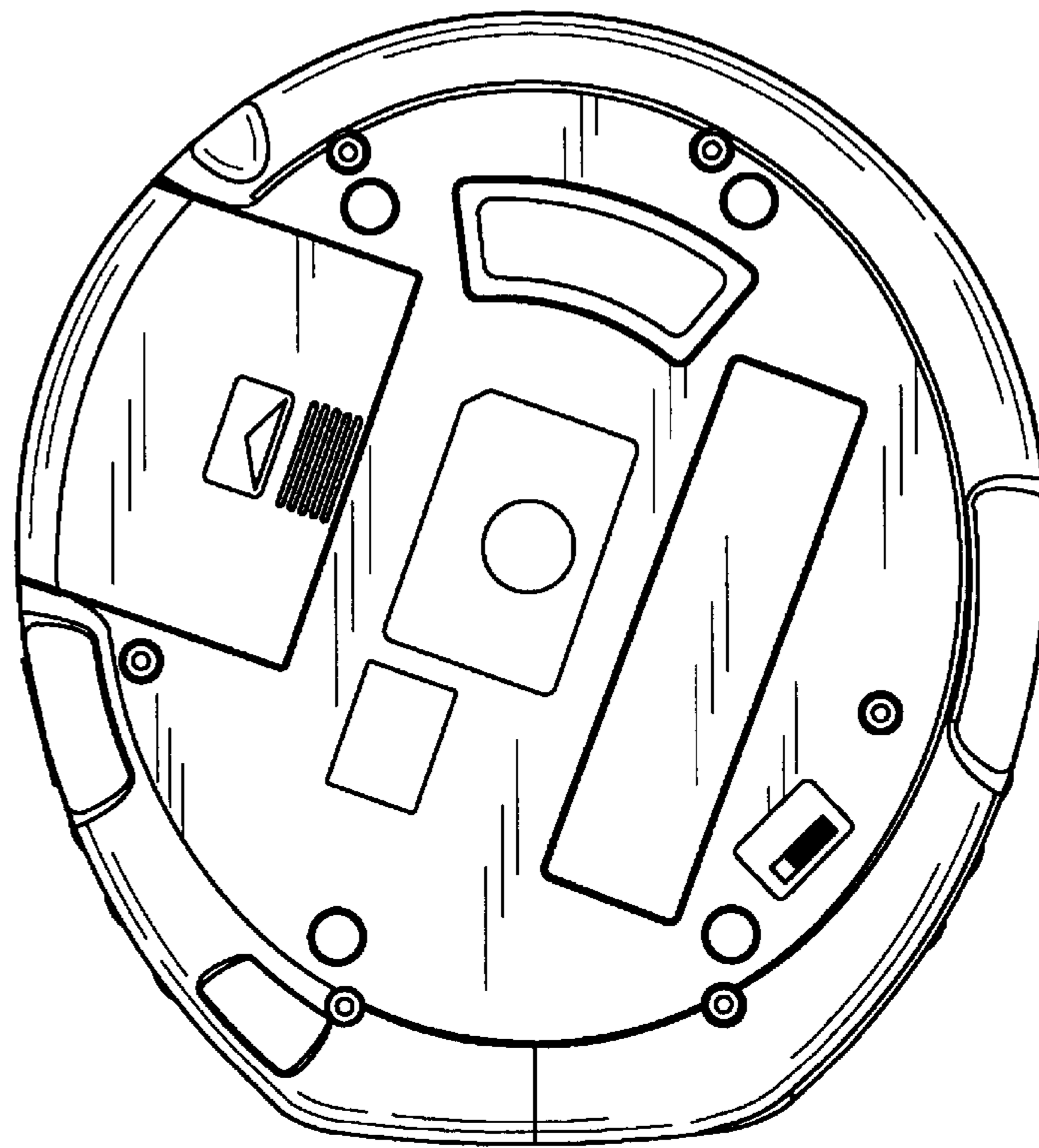


Fig. 2

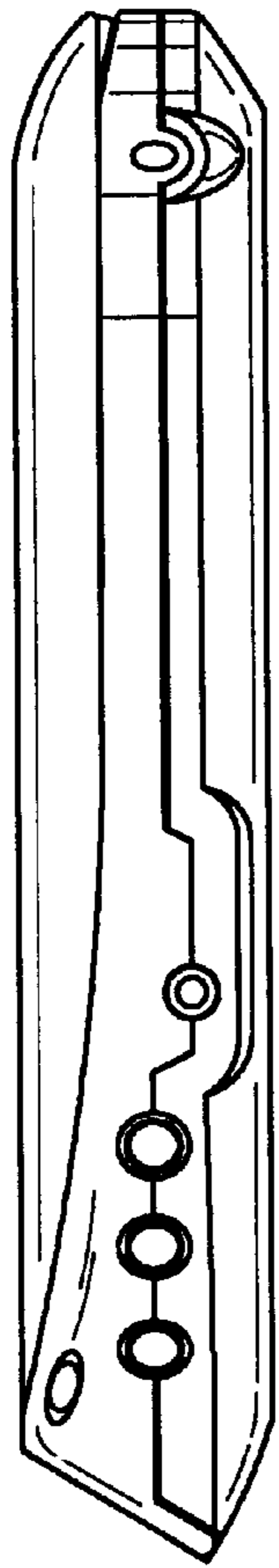


Fig. 3

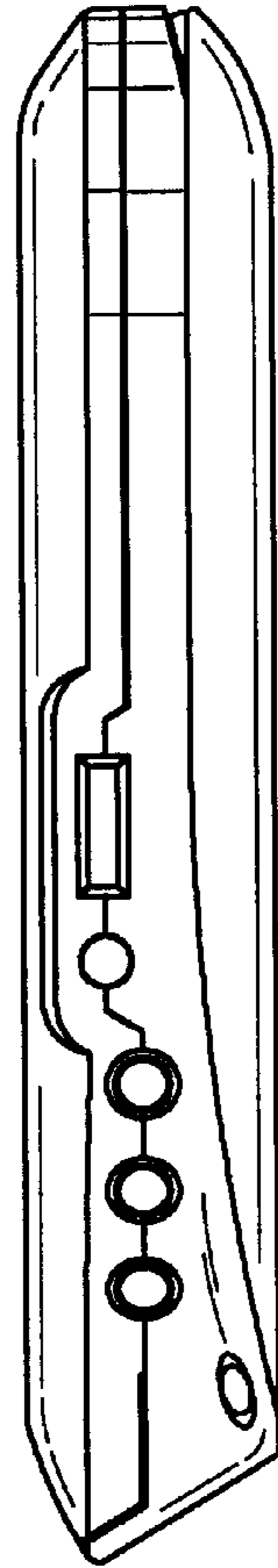


Fig. 4




Fig. 5