



US00D512392S

(12) **United States Design Patent**
Yamamoto

(10) **Patent No.:** **US D512,392 S**
(45) **Date of Patent:** **** Dec. 6, 2005**

(54) **DIGITAL VIDEO DISK RECORDER**

(75) **Inventor:** **Yuhei Yamamoto, Osaka (JP)**

(73) **Assignee:** **Matsushita Electric Industrial Co., Ltd., Osaka (JP)**

(**) **Term:** **14 Years**

(21) **Appl. No.:** **29/210,685**

(22) **Filed:** **Aug. 4, 2004**

(30) **Foreign Application Priority Data**

Feb. 19, 2004 (JP) 2004-004342

(51) **LOC (8) Cl.** **14-01**

(52) **U.S. Cl.** **D14/136**

(58) **Field of Search** D14/135-136,
D14/156-157, 160-165, 167-168, 192-198,
188, 217, 257, 258, 445; 360/99.02, 99.07;
369/75.11, 75.21, 77.21, 77.11; 720/612,
619, 647, 655; 455/344, 347-351

(56) **References Cited**

U.S. PATENT DOCUMENTS

- D311,915 S * 11/1990 Hong D14/135
- D408,809 S 4/1999 Sakamoto et al.
- D408,810 S 4/1999 Sakamoto et al.
- D416,554 S 11/1999 Sakamoto et al.
- D416,892 S 11/1999 Sakamoto et al.
- D422,998 S 4/2000 Negishi et al.

- D438,521 S 3/2001 Makino et al.
- D438,852 S 3/2001 Makino et al.
- D442,928 S 5/2001 Makino et al.
- D443,257 S 6/2001 Makino
- D448,741 S 10/2001 Makino et al.
- D472,534 S * 4/2003 Ueno et al. D14/136
- D484,474 S * 12/2003 Johansson et al. D14/136

FOREIGN PATENT DOCUMENTS

JP D1120964 9/2001

* cited by examiner

Primary Examiner—Nanda Bondade

(74) *Attorney, Agent, or Firm*—Brinks Hofer Gilson & Lione

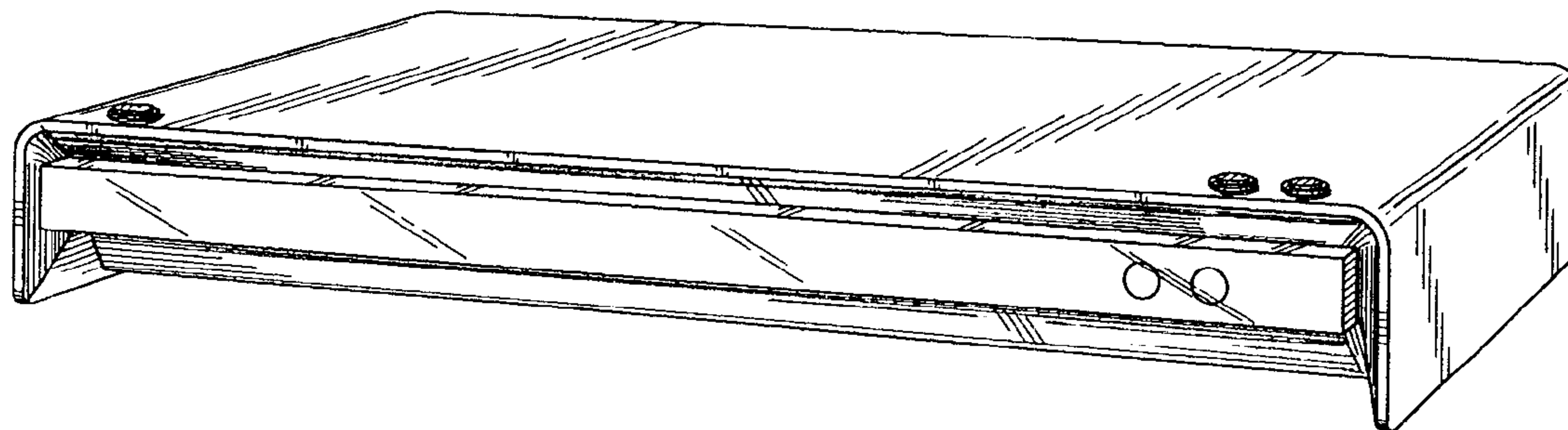
(57) **CLAIM**

I claim the ornamental design for a digital video disk recorder, as shown and described.

DESCRIPTION

FIG. 1 is a top perspective view of a digital video disk recorder of the present invention;
FIG. 2 is a front view thereof;
FIG. 3 is a bottom view thereof;
FIG. 4 is a first side view thereof;
FIG. 5 is a second side view thereof;
FIG. 6 is a top view thereof; and,
FIG. 7 is a rear view thereof.

1 Claim, 7 Drawing Sheets



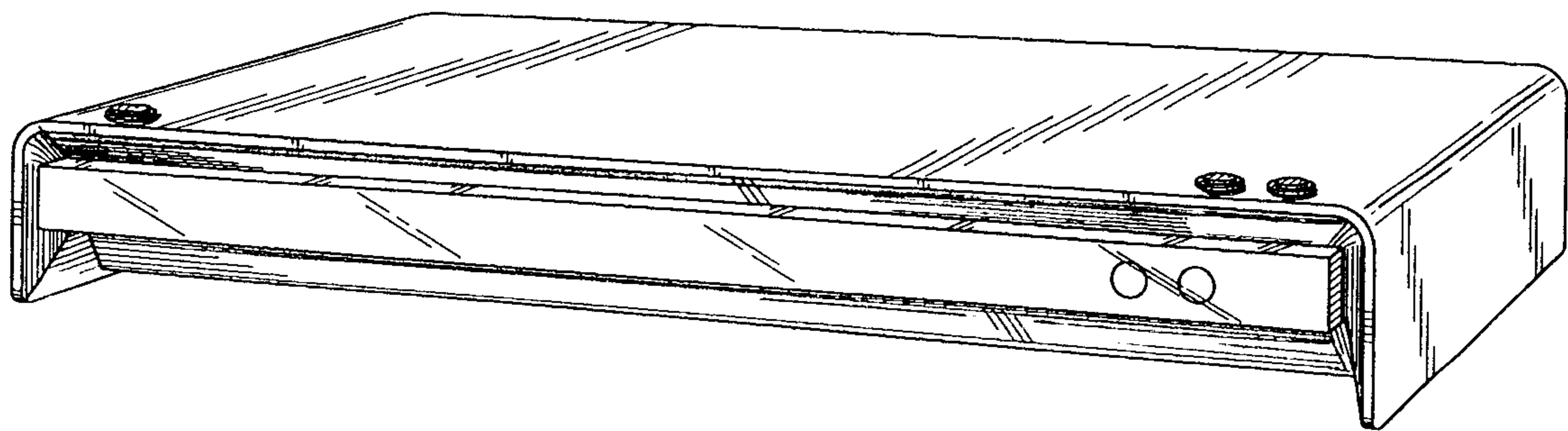


FIG. 1

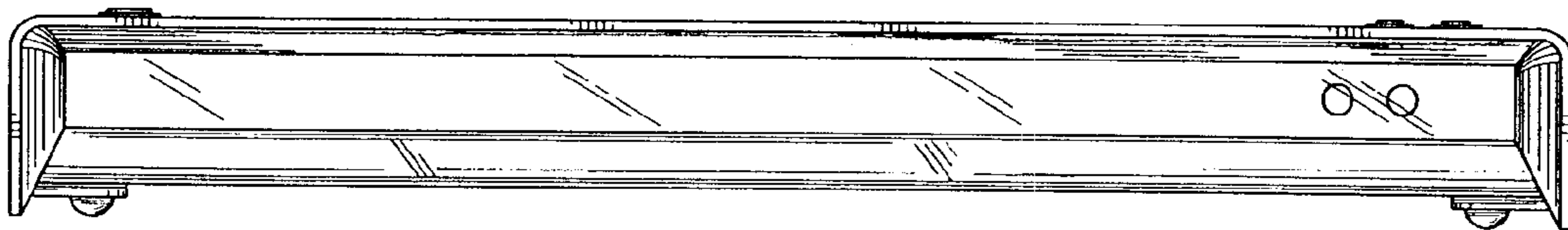


FIG. 2

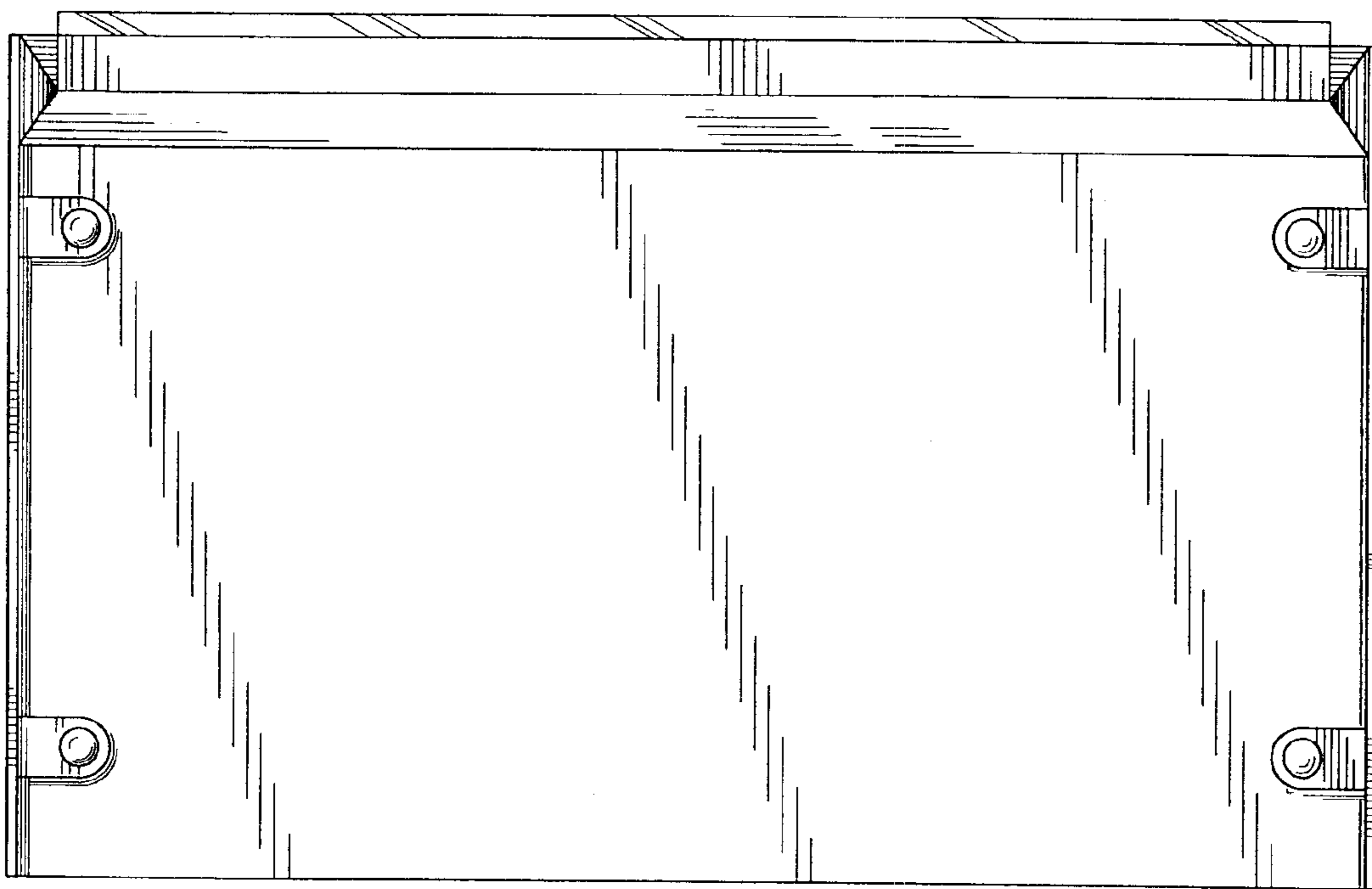


FIG. 3




FIG. 4

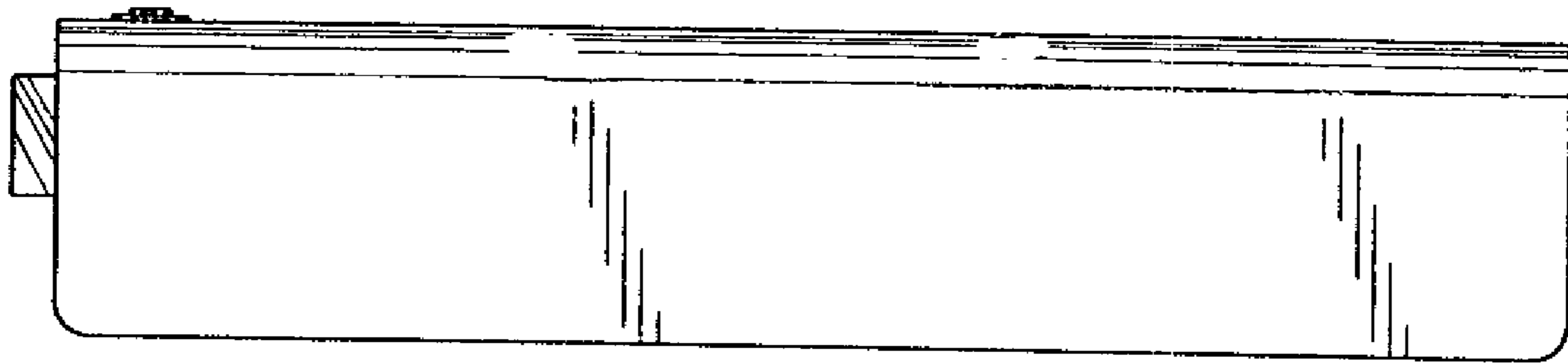


FIG. 5

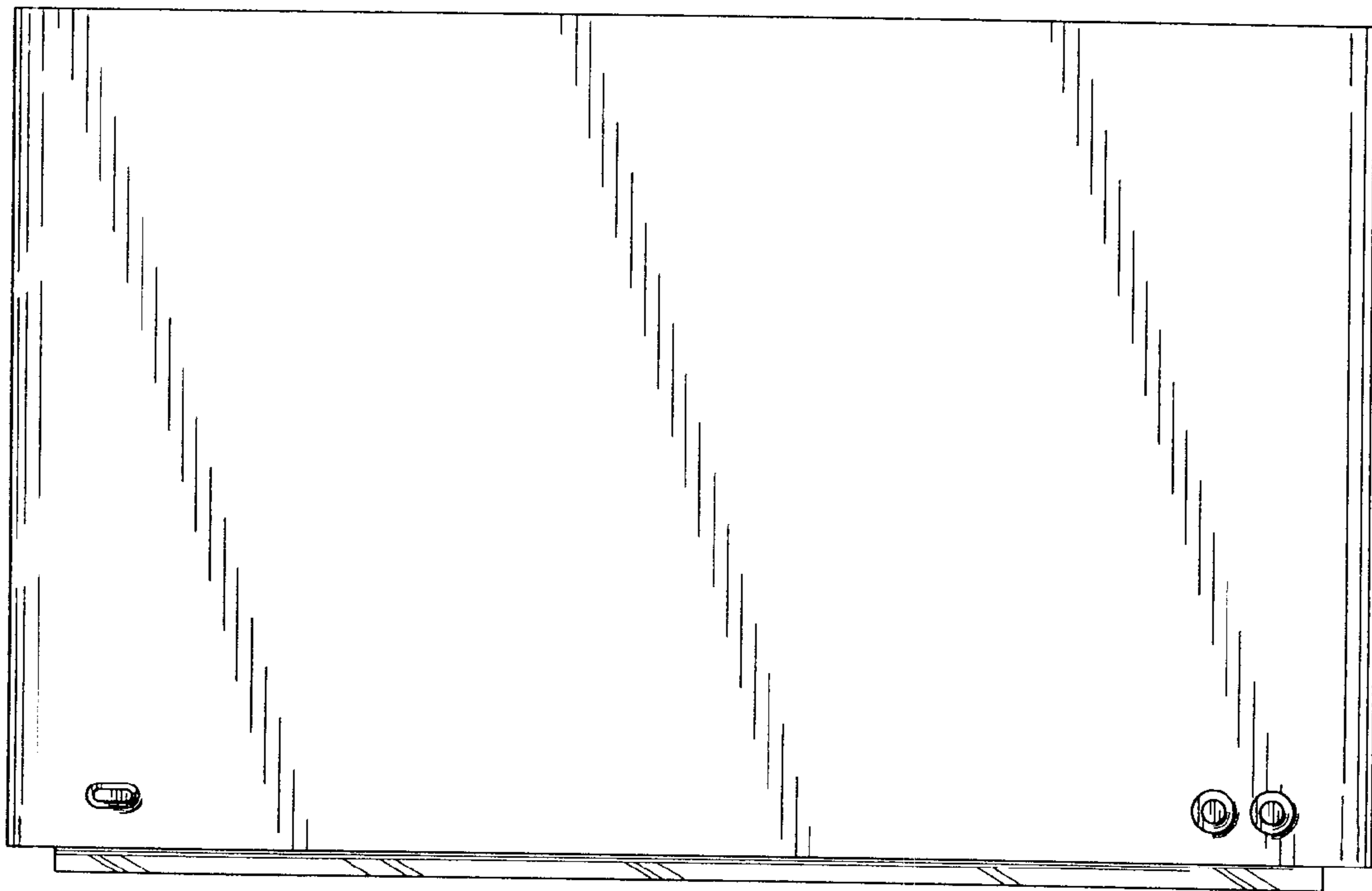


FIG. 6




FIG. 7