



US00D512388S

(12) **United States Design Patent**
Hayakawa

(10) **Patent No.: US D512,388 S**
(45) **Date of Patent: ** Dec. 6, 2005**

- (54) **TELEVISION RECEIVER**
- (75) Inventor: **Yoshiyasu Hayakawa, Zama (JP)**
- (73) Assignee: **Victor Company of Japan, Limited, Yokohama (JP)**
- (**) Term: **14 Years**
- (21) Appl. No.: **29/207,661**
- (22) Filed: **Jun. 17, 2004**
- (51) **LOC (8) Cl. 14-03**
- (52) **U.S. Cl. D14/128**
- (58) **Field of Search D14/125-134, D14/239, 371, 374-376; 312/7.2; 348/836, 838, 180, 184, 325, 739; 341/12; 248/917-924; 345/104, 133, 156, 168, 87, 173; 353/74**

- D489,042 S * 4/2004 Joe et al. D14/128
- D498,216 S * 11/2004 Takami et al. D14/239
- D503,158 S * 3/2005 Asanuma et al. D14/126

OTHER PUBLICATIONS

Intech catalog, p. 3, 2002.*

* cited by examiner

Primary Examiner—Raphael Barkai
(74) *Attorney, Agent, or Firm*—Nath & Associates PLLC; Gary M. Nath; Gregory B. Kang

(57) **CLAIM**

The ornamental design for a television receiver, as shown and described.

DESCRIPTION

FIG. 1 is a perspective view of a television receiver; FIG. 2 is a front view thereof; FIG. 3 is a rear view thereof; FIG. 4 is a right side view thereof; FIG. 5 is a left side view thereof; FIG. 6 is a top plan view thereof; and, FIG. 7 is a bottom view thereof.

1 Claim, 4 Drawing Sheets

(56) **References Cited**
U.S. PATENT DOCUMENTS

- D355,649 S * 2/1995 Gale et al. D14/375
- D371,778 S * 7/1996 Isono D14/128
- D411,842 S * 7/1999 Ota D14/134
- D483,020 S * 12/2003 Nagao et al. D14/126
- D488,784 S * 4/2004 Takami et al. D14/126

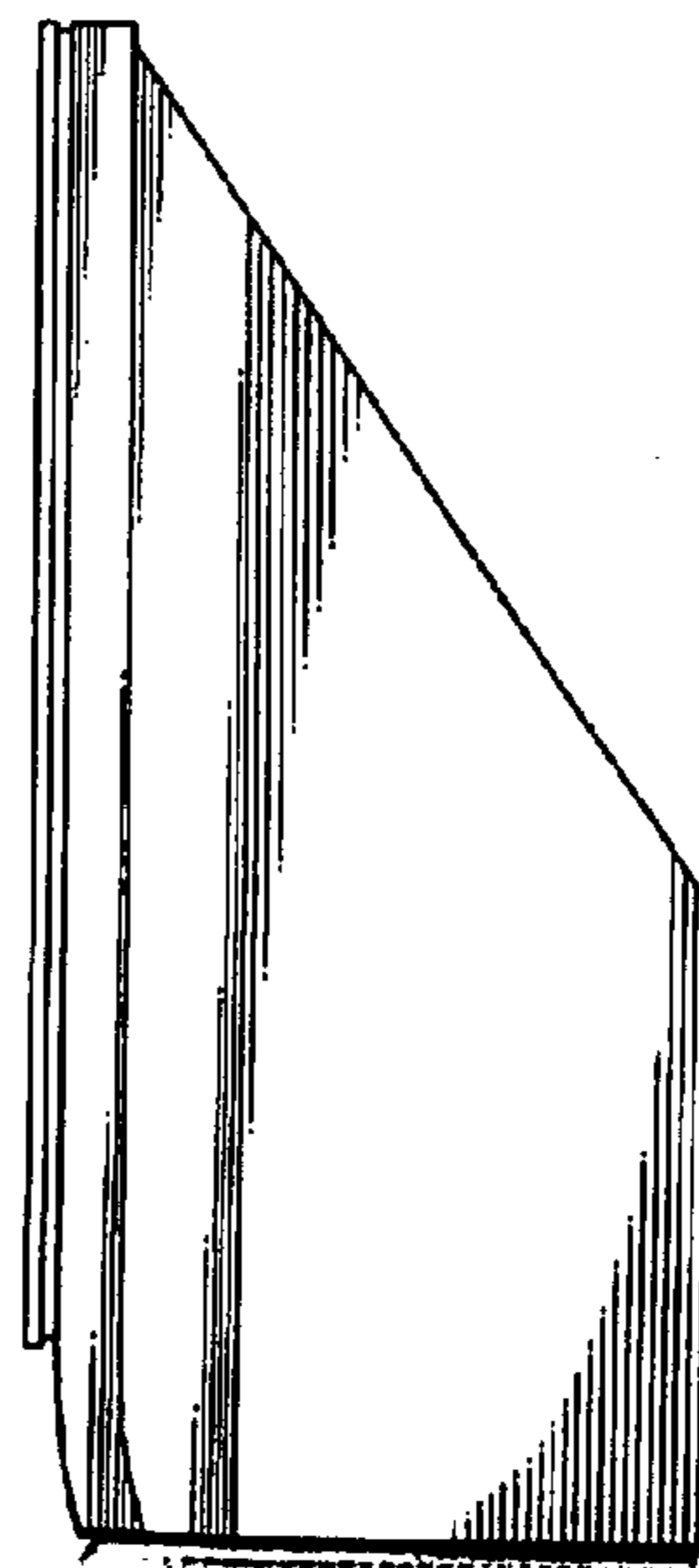



Fig.1




Fig.2

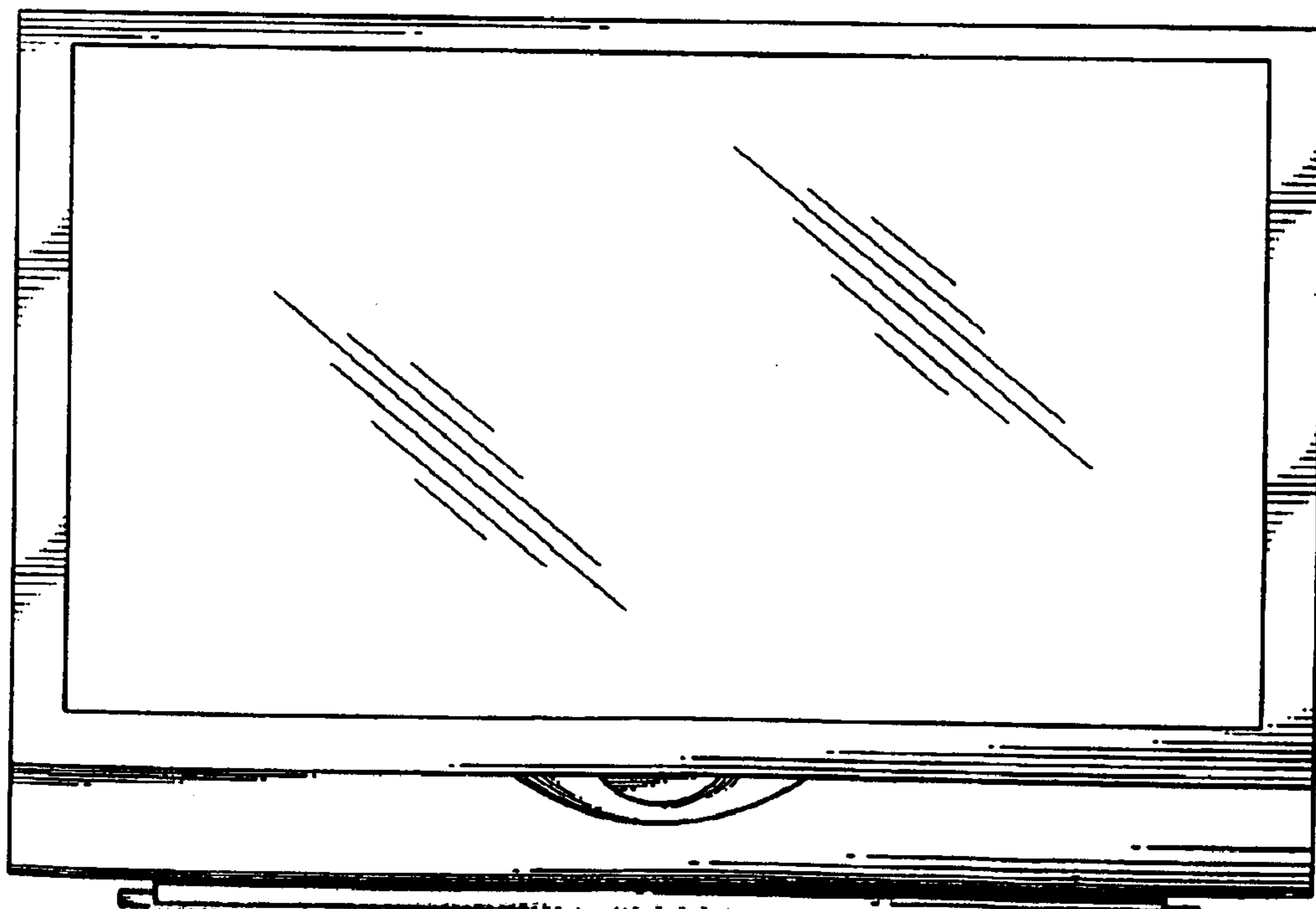


Fig.3

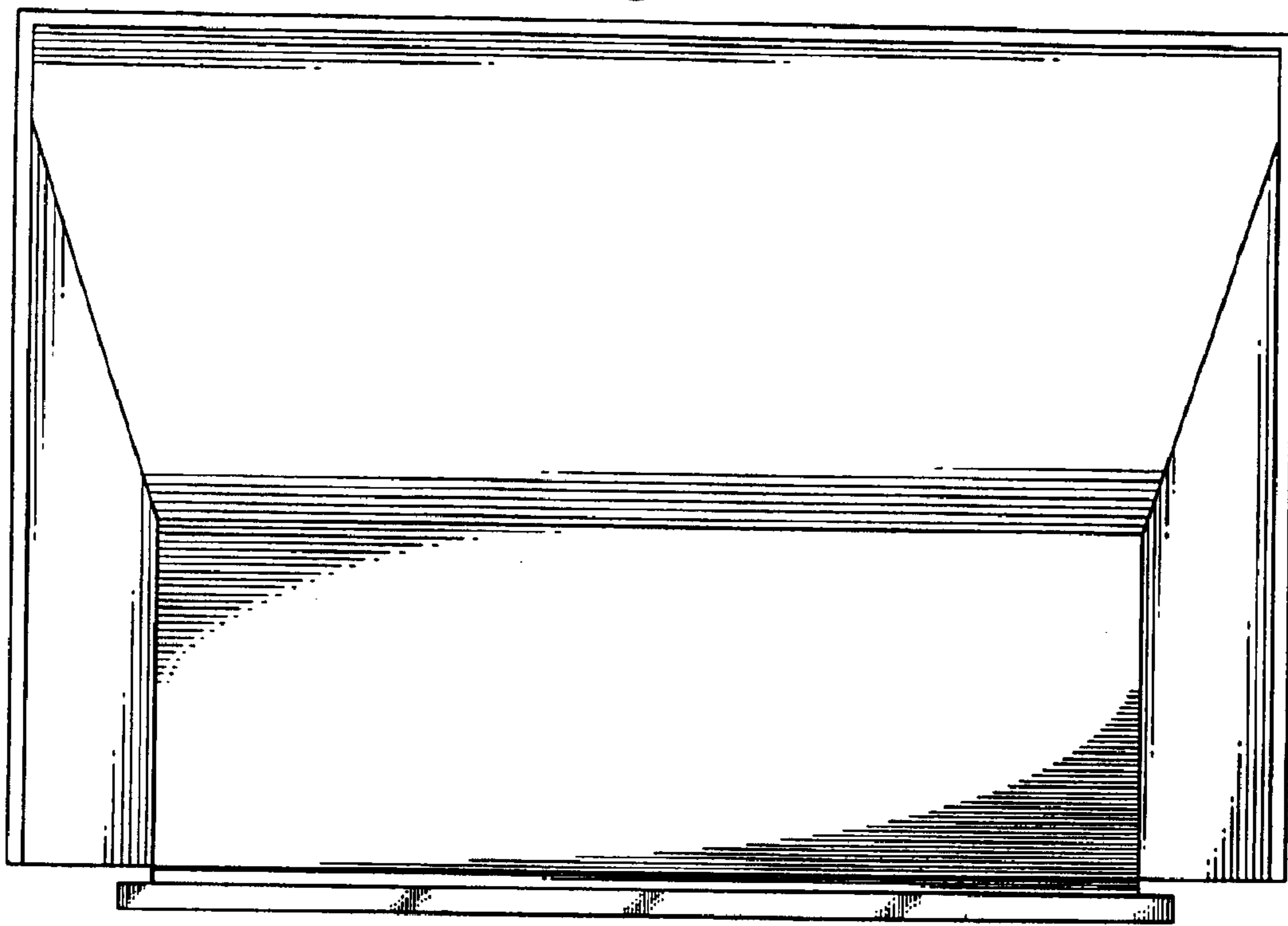


Fig.4




Fig.5




Fig.6




Fig.7

