



US00D512377S

(12) **United States Design Patent**  
**Fort et al.**

(10) **Patent No.: US D512,377 S**  
(45) **Date of Patent: \*\* Dec. 6, 2005**

(54) **DECORATOR RECEPTACLES**

(75) Inventors: **Tucker H. Fort**, New York, NY (US);  
**Mark B. Greenwald**, Westport, CT  
(US); **Jean Claude Marcou**, Limoges  
(FR); **Jay J. Mendelson**, Hartsdale, NY  
(US)

(73) Assignee: **Cooper Wiring Devices, Inc.**,  
Peachtree City, GA (US)

(\*\*) Term: **14 Years**

(21) Appl. No.: **29/193,480**

(22) Filed: **Nov. 10, 2003**

(51) **LOC (8) Cl. .... 13-03**

(52) **U.S. Cl. .... D13/139.3**

(58) **Field of Search** ..... D13/137.1-137.4,  
D13/139.1-139.8; 174/50-51, 53-55, 58,  
66-67

(56) **References Cited**

**U.S. PATENT DOCUMENTS**

D269,341	S	*	6/1983	Doyle et al. ....	D13/139.3
D269,429	S	*	6/1983	Doyle et al. ....	D13/152
D269,430	S	*	6/1983	Doyle et al. ....	D13/139.3
D269,510	S	*	6/1983	Doyle et al. ....	D13/139.3
D271,869	S	*	12/1983	Doyle et al. ....	D13/152
4,518,945	A		5/1985	Doyle et al.	
4,631,354	A		12/1986	Boteler	
4,774,384	A	*	9/1988	Gregory .....	174/67
4,802,052	A		1/1989	Brant et al.	
D318,848	S	*	8/1991	Scholl .....	D13/139.3
5,073,681	A		12/1991	Hubben et al.	
D346,949	S		5/1994	Comerci et al.	
D350,530	S		9/1994	Comerci et al.	
D405,760	S	*	2/1999	Yu .....	D13/139.3
5,933,063	A		8/1999	Keung et al.	
D414,745	S	*	10/1999	Schmitt .....	D13/152
D430,539	S	*	9/2000	Leopold et al. ....	D13/139.3

6,184,466	B1	*	2/2001	Eder et al. ....	174/53
D450,665	S	*	11/2001	Isely et al. ....	D13/184
D466,085	S	*	11/2002	Heggem .....	D13/152

**OTHER PUBLICATIONS**

Installation and Operating Instructions for IMPRESSIONS 3-Key Incandescent Touch Dimmers, Pass & Seymour, May 1992.

IMPRESSIONS Electrical Wiring Devices and Accessories, Pass & Seymour, Apr. 1991.

Catalog for LEVITON Wiring Devices for Construction and Maintenance, Leviton Manufacturing Co., Inc. (2000).

LUTRON Residential Lighting Controls Catalog, pp. 70-73, Lutron Electronics Co., Inc.(2001).

\* cited by examiner

*Primary Examiner*—Alan P. Douglas

*Assistant Examiner*—Rosemary Tarcza

(74) *Attorney, Agent, or Firm*—Ostrager Chong Flaherty & Broitman P.C.

(57) **CLAIM**

The ornamental design for decorator receptacles, as shown and described.

**DESCRIPTION**

FIG. 1 is a front, bottom and right side perspective view of the design.

FIG. 2 is a front view thereof.

FIG. 3 is a right side view thereof.

FIG. 4 is a left side view thereof.

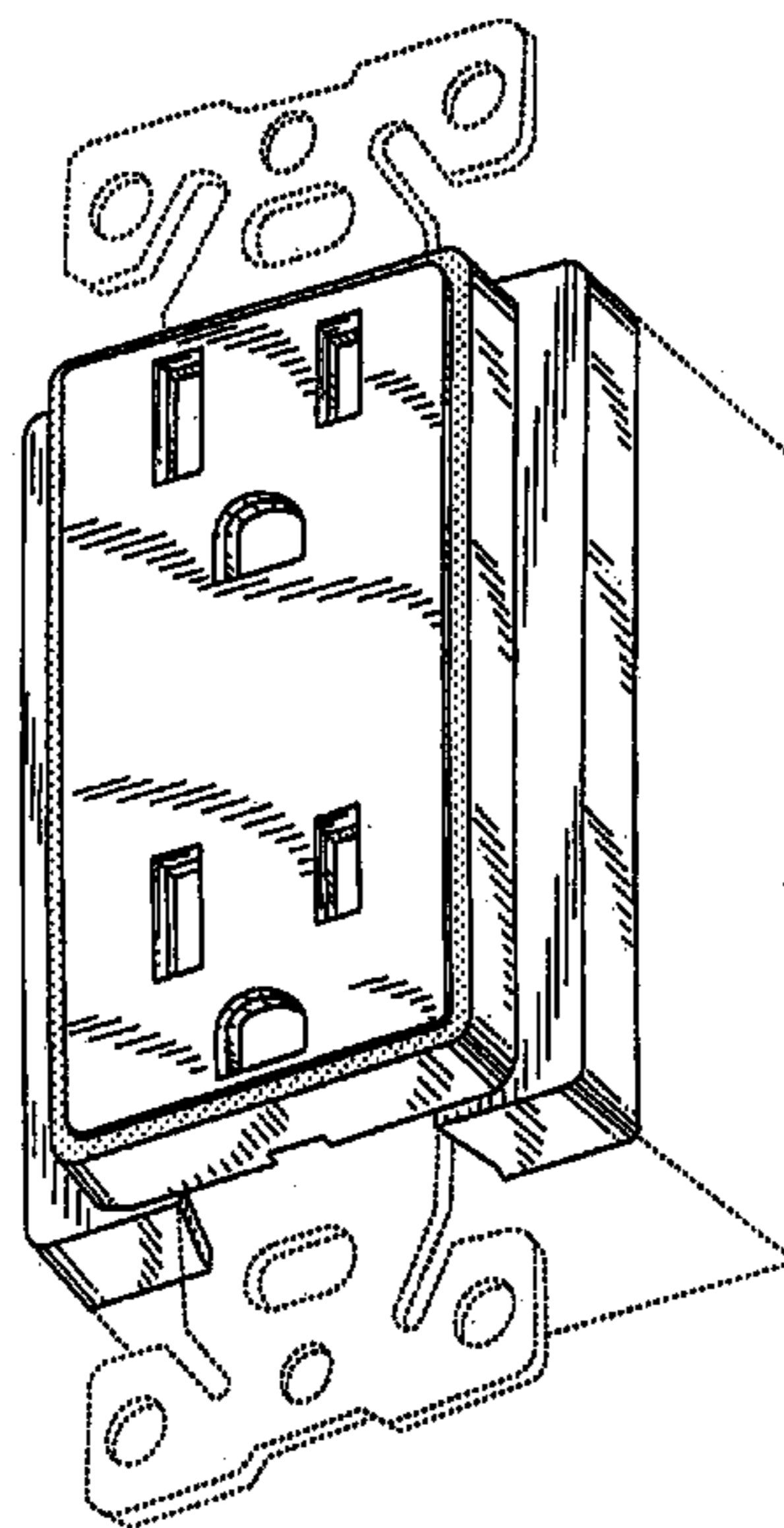
FIG. 5 is a top plan view thereof.

FIG. 6 is a bottom plan view thereof; and,

FIG. 7 is a front, bottom and right side perspective view of the design in combination with a wall plate.

In all of the views, the dotted lines are for environmental purposes only and form no part of the claimed design. The rear is not part of the claimed design.

**1 Claim, 4 Drawing Sheets**



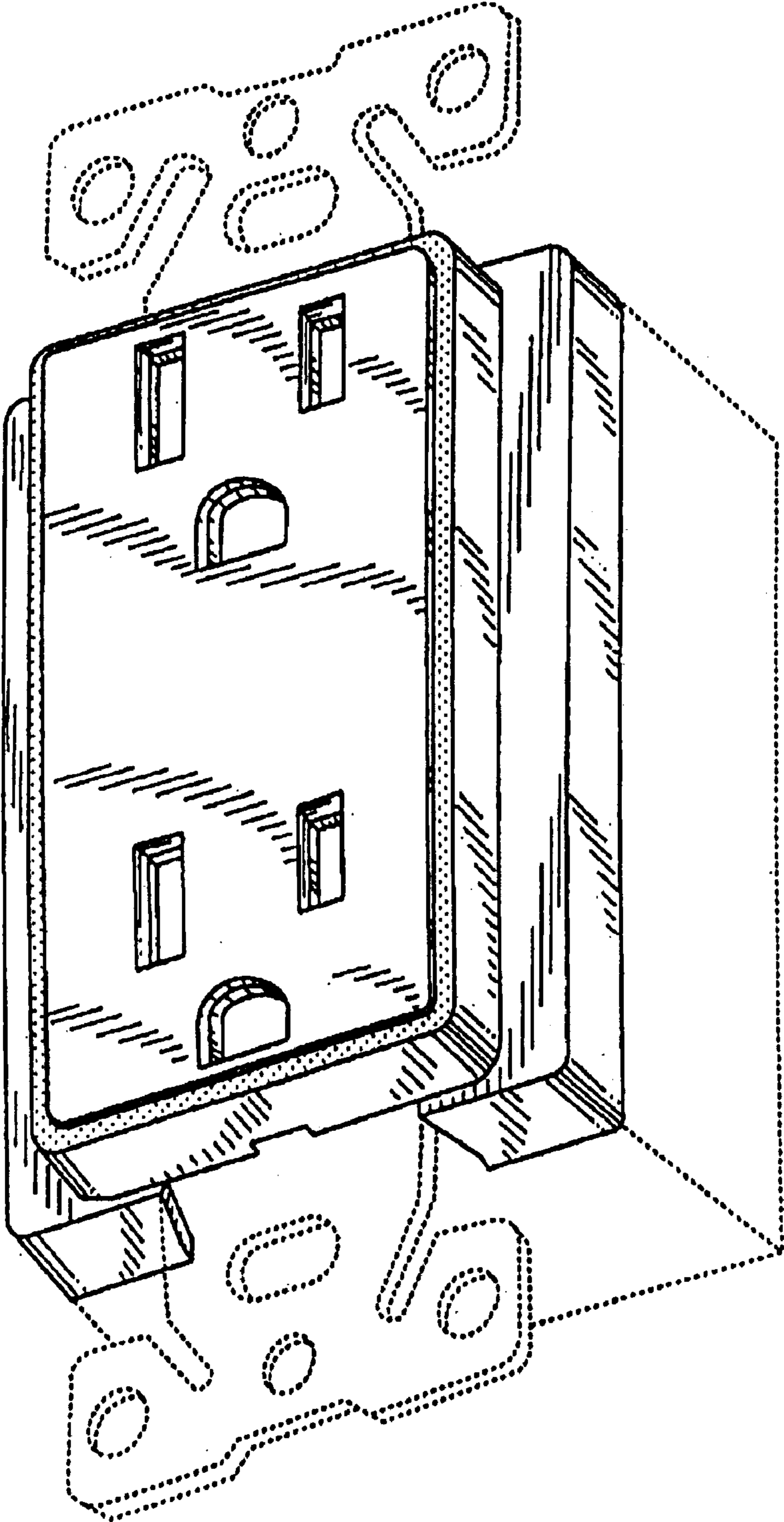


FIG. 1

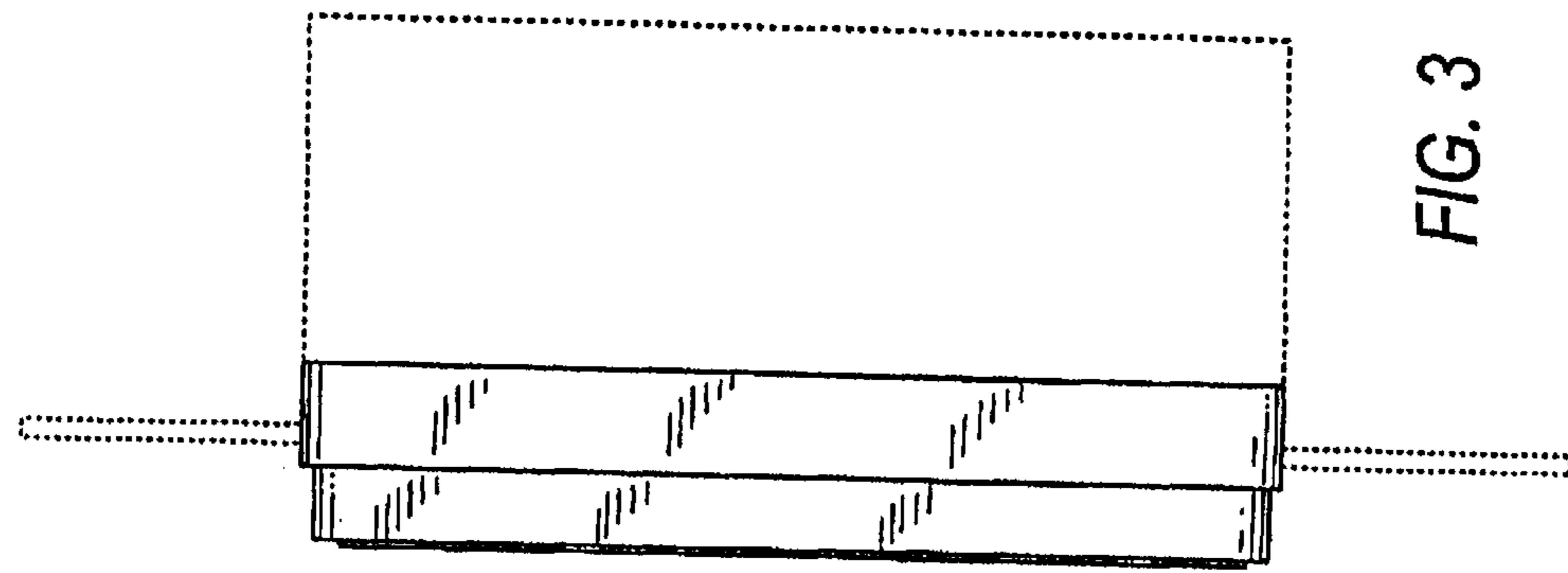


FIG. 3

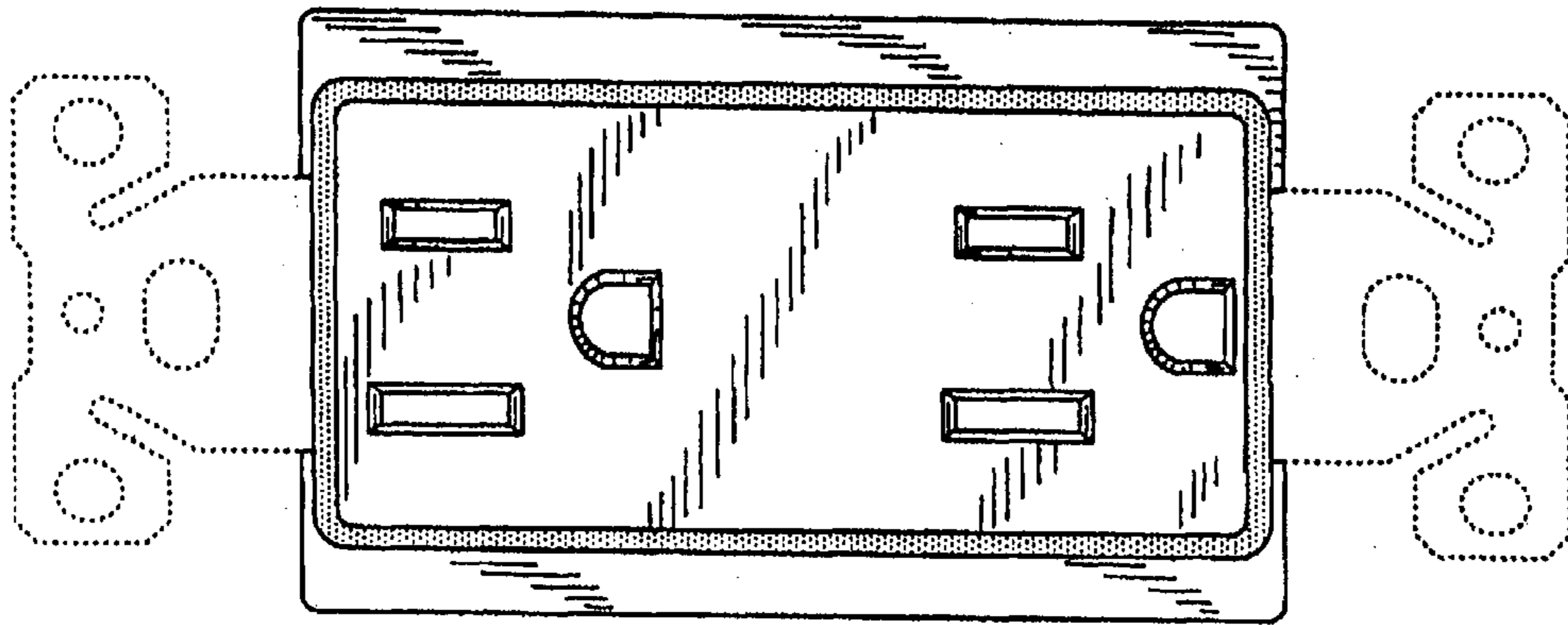
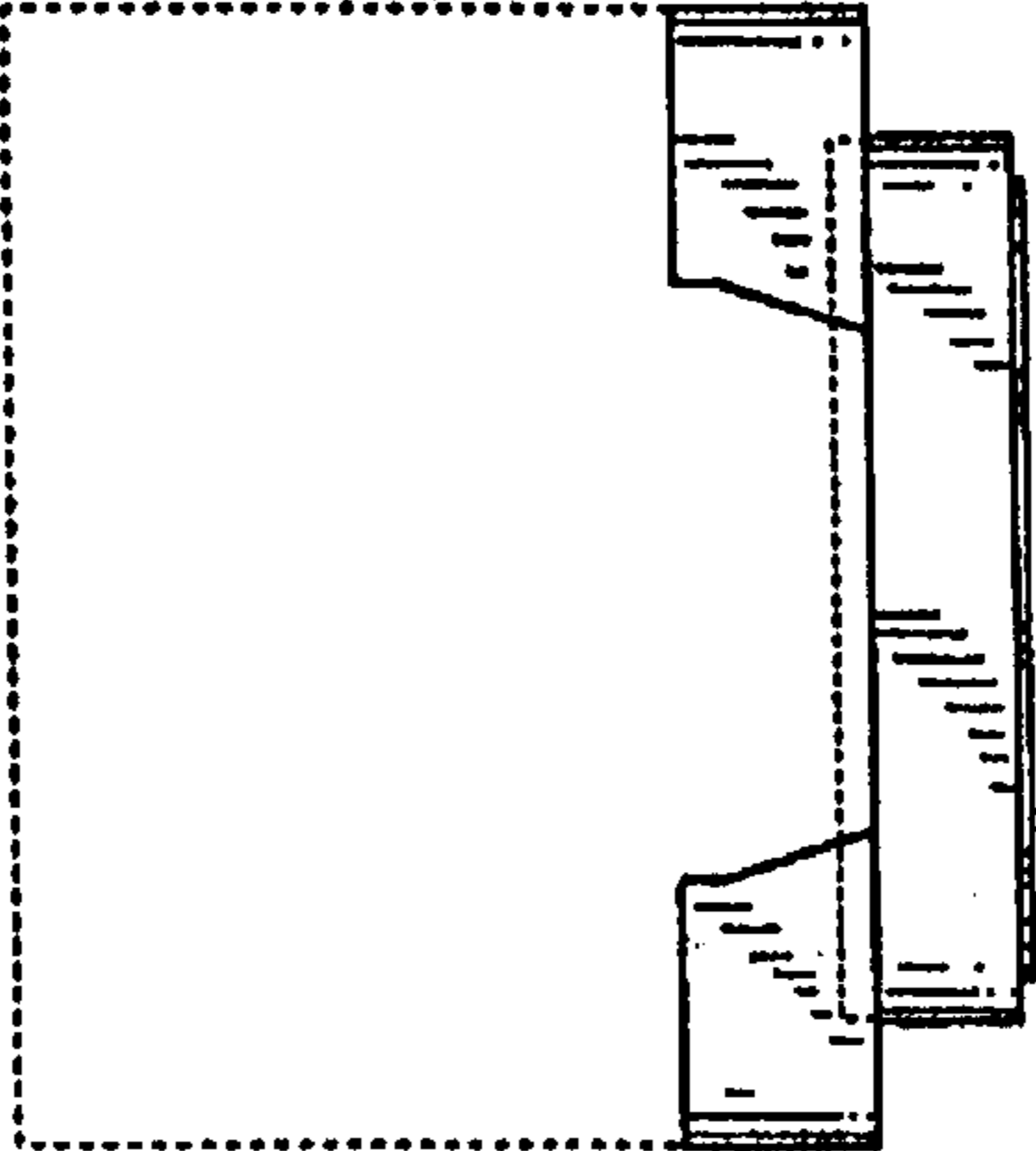
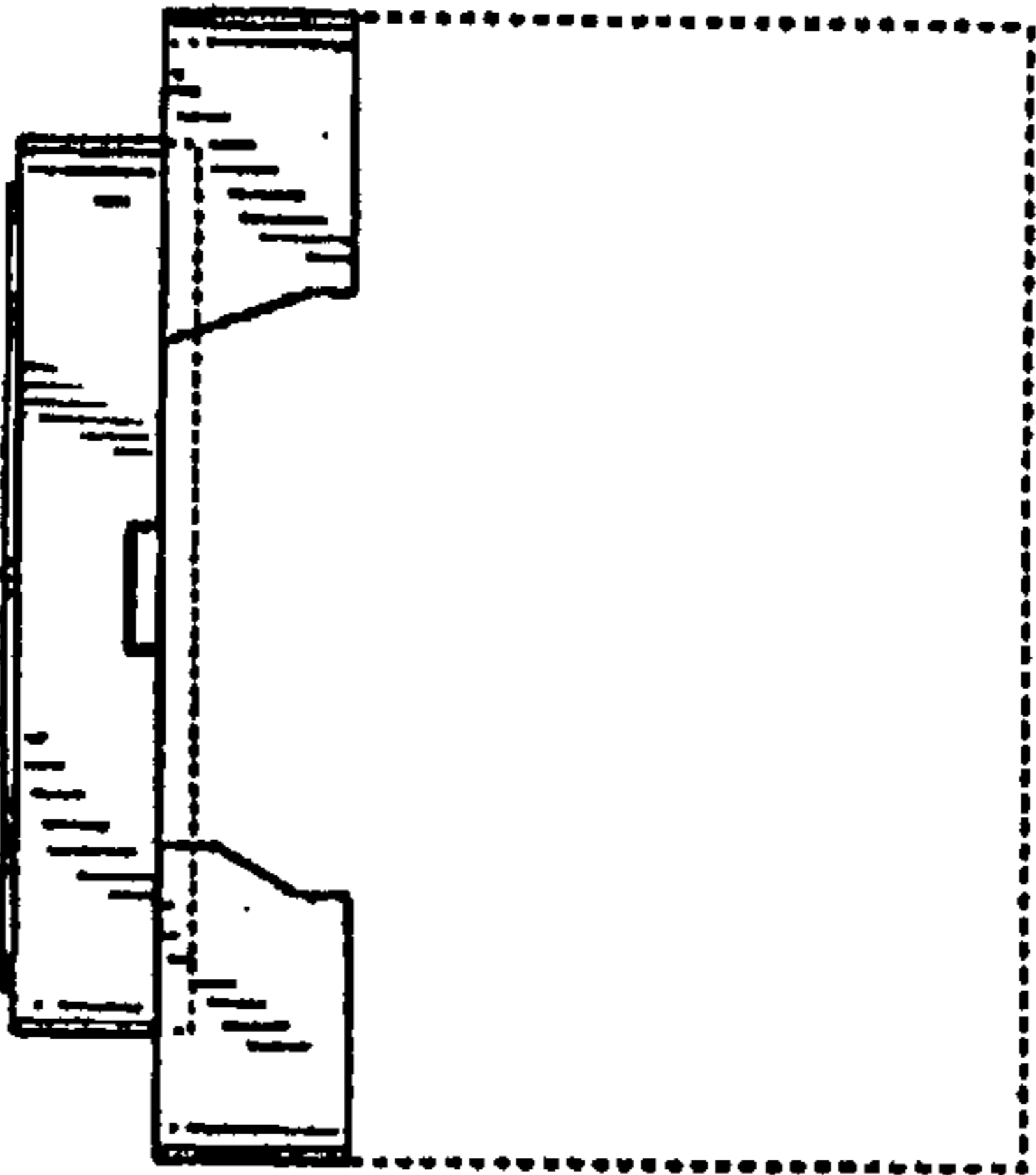
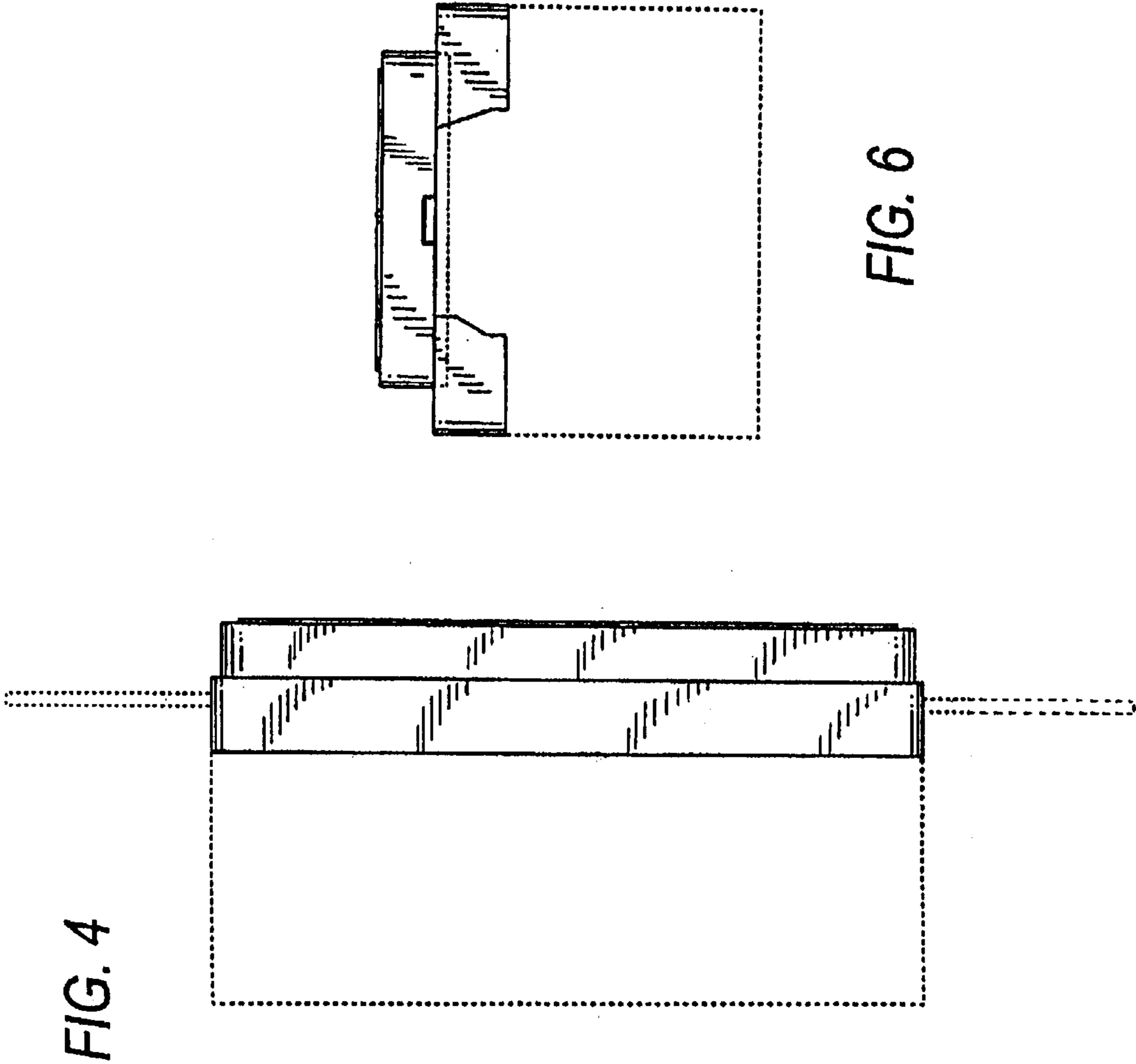


FIG. 2






FIG. 7