



US00D512351S

(12) **United States Design Patent** (10) **Patent No.:** **US D512,351 S**
Hattori (45) **Date of Patent:** **** Dec. 6, 2005**

- (54) **AUTOMOBILE REAR BUMPER**
 (75) Inventor: **Shigeya Hattori**, Aichi-ken (JP)
 (73) Assignee: **Toyota Jidosha Kabushiki Kaisha**,
 Aichi-ken (JP)
 (**) Term: **14 Years**
 (21) Appl. No.: **29/210,571**
 (22) Filed: **Aug. 4, 2004**
 (51) **LOC (8) Cl.** **12-16**
 (52) **U.S. Cl.** **D12/169**
 (58) **Field of Search** D12/90-92, 86,
 D12/169, 196, 171; 296/180.1, 180.2; 293/102,
 113, 115, 117, 120

- (56) **References Cited**
U.S. PATENT DOCUMENTS
 D477,258 S * 7/2003 Hayashi D12/169
 D491,496 S * 6/2004 Metros et al. D12/169
 D497,851 S * 11/2004 Metros et al. D12/169
 D501,809 S * 2/2005 Metros et al. D12/169

OTHER PUBLICATIONS
 Nixxan Titan, http://speedycars.net/wallpaper/nissan_titan.html, Jan. 29, 2003, (Mfg: Nissan Jidosha Kabushiki Kaisha).

* cited by examiner

Primary Examiner—Melody N. Brown
(74) Attorney, Agent, or Firm—Finnegan, Henderson, Farabow, Garrett & Dunner, LLP

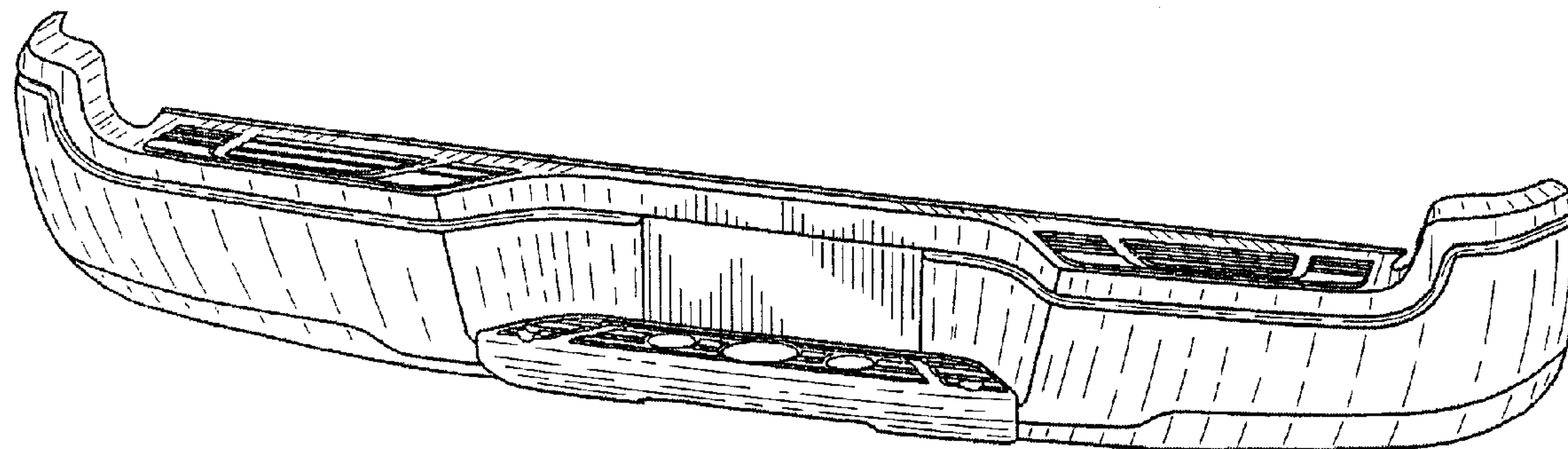
(57) **CLAIM**

The ornamental design for an automobile rear bumper, as shown and described.

DESCRIPTION

FIG. 1 is a right-front, perspective view of an automobile rear bumper of my new design;
 FIG. 2 is a front view of my new design;
 FIG. 3 is a rear view of my new design;
 FIG. 4 is a right-side view my new design, the left-side view being a mirror image thereof;
 FIG. 5 is a top view of my new design;
 FIG. 6 is a bottom view of my new design;
 FIG. 7 is a cross-sectional view of my new design taken along the line 7—7 in FIG. 2, showing the profile of that portion of the design;
 FIG. 8 is a cross-sectional view of my new design taken along the line 8—8 in FIG. 2, showing the profile of that portion of the design; and,
 FIG. 9 is a cross-sectional view of my new design taken along the line 9—9 in FIG. 2, showing the profile of that portion of the design.

1 Claim, 6 Drawing Sheets



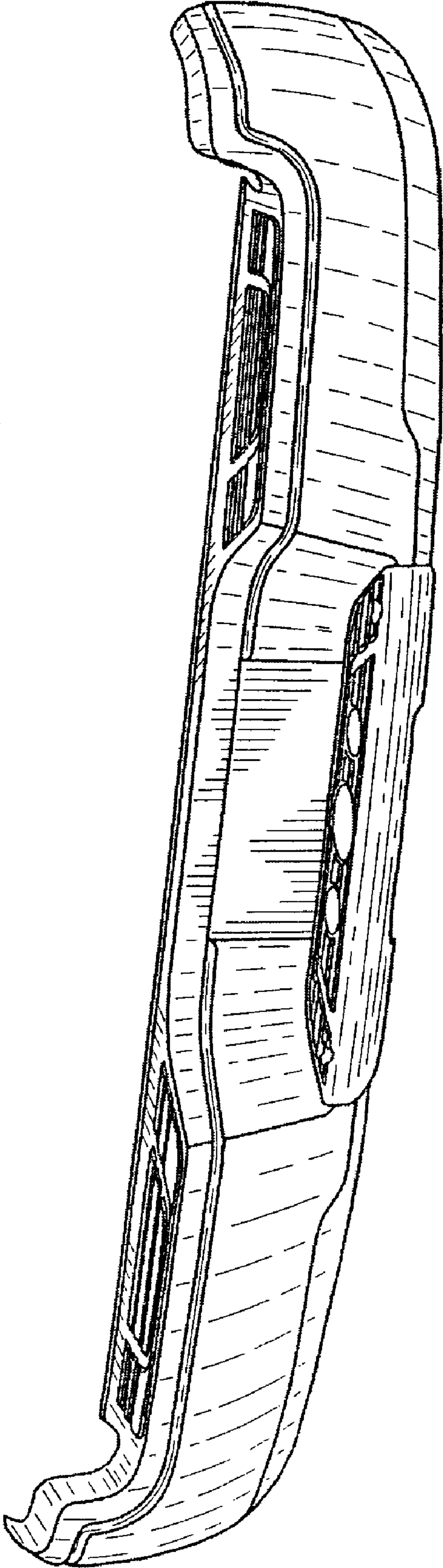


FIG. 1

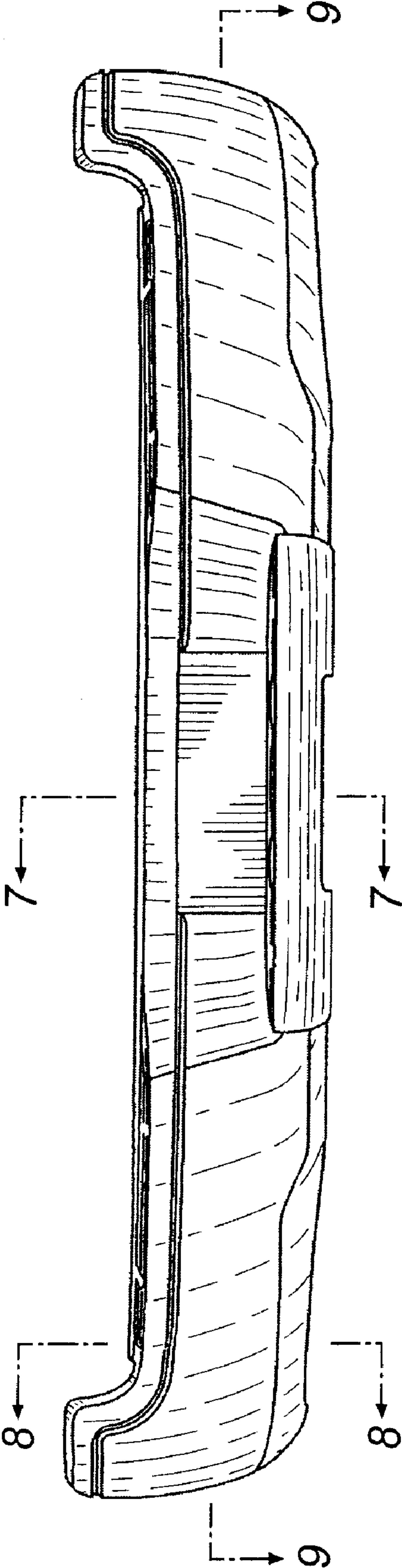


FIG. 2

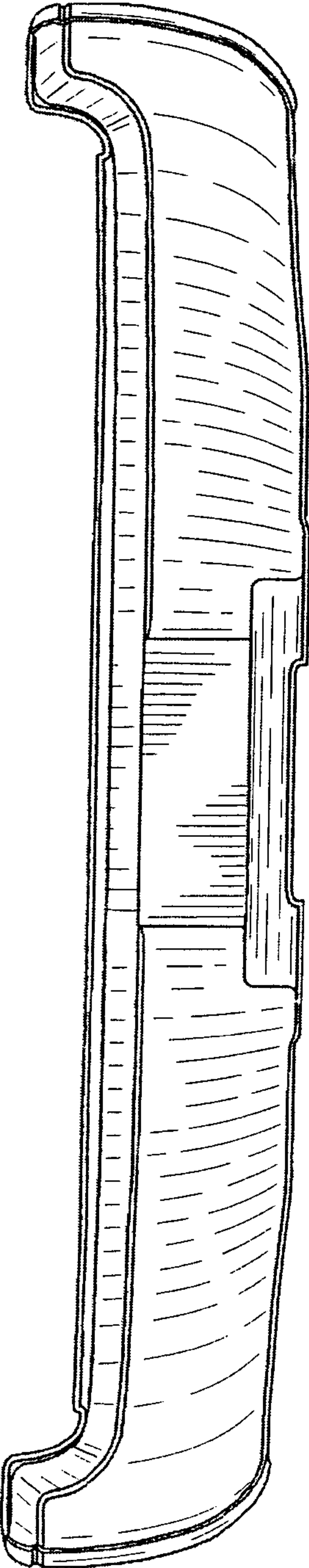


FIG. 3




FIG. 4

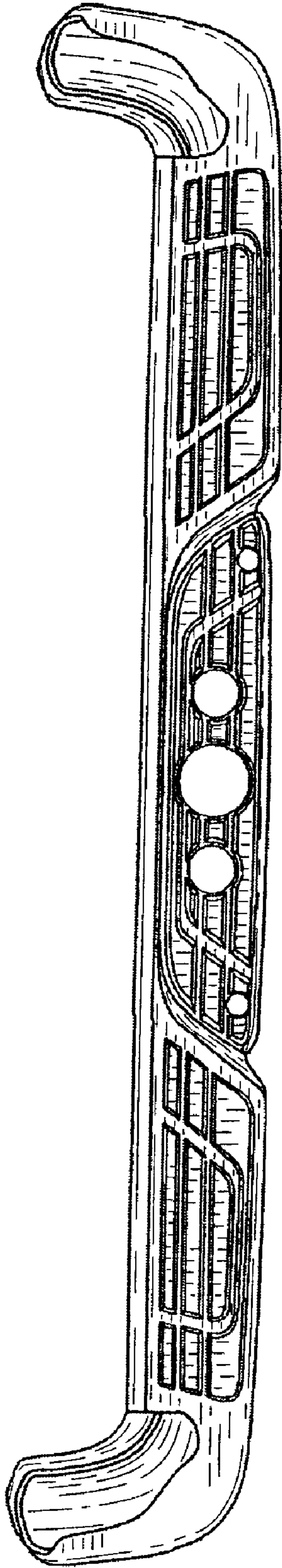


FIG. 5

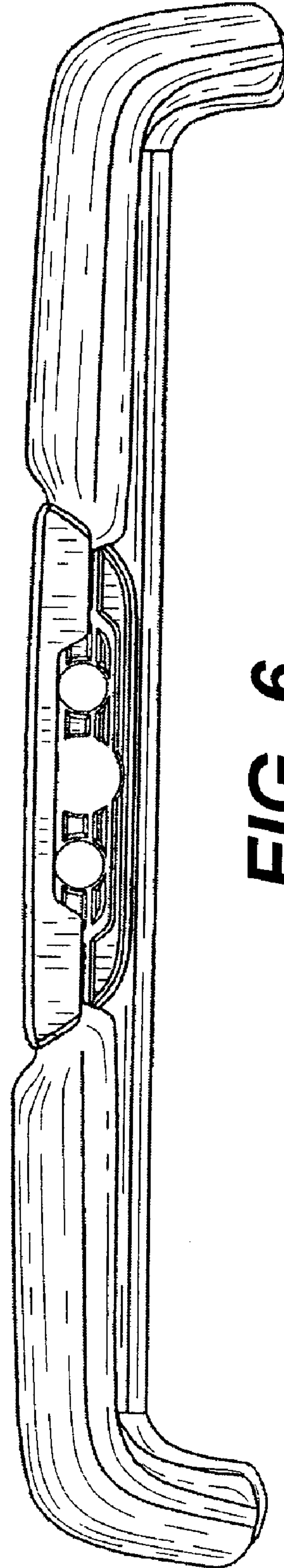


FIG. 6

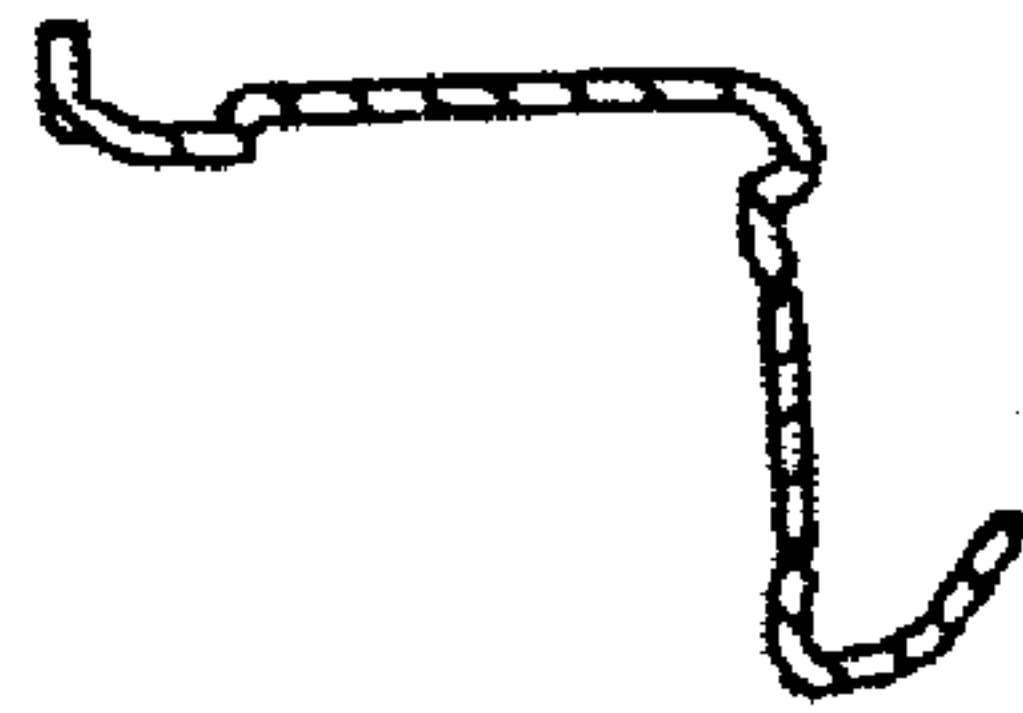


FIG. 7




FIG. 8

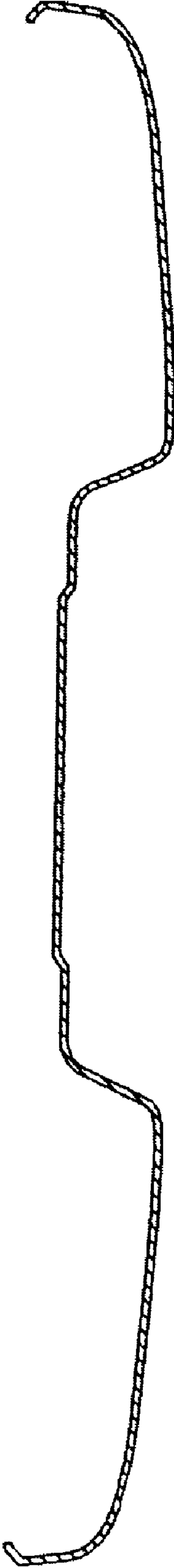


FIG. 9