



US00D512326S

(12) **United States Design Patent** (10) **Patent No.:** **US D512,326 S**
Stockwell et al. (45) **Date of Patent:** **** Dec. 6, 2005**

(54) **BOTTLE PORTION**

FOREIGN PATENT DOCUMENTS

(75) Inventors: **Machelle D. Stockwell**, Bradenton, FL (US); **Stuart Leslie**, Larchmont, NY (US); **Charles A. Curtiss**, Norwalk, CT (US); **Tomohito Asano**, New York, NY (US); **David Deemer**, Adrian, MI (US); **Hassan Mourad**, Canton, MI (US)

AU	635900	6/1991
CH	DM/053253	11/1999
CN	3096572D	12/1998
CN	3096573D	12/1998
CN	2312179 Y	3/1999
GB	2100091	6/2001
GB	2100092	6/2001
GB	2100093	6/2001
GB	2100094	6/2001
JP	3289435	12/1991

(73) Assignee: **Stokely-Van Camp, Inc.**, Chicago, IL (US)

(**) Term: **14 Years**

(Continued)

(21) Appl. No.: **29/219,506**

(22) Filed: **Dec. 17, 2004**

OTHER PUBLICATIONS

English Abstract of JP 2002193229, Jul. 10, 2002, Mitsubishi Plastics Ind Ltd., Takeda Akira.

Related U.S. Application Data

(Continued)

(62) Division of application No. 29/188,009, filed on Aug. 11, 2003, now Pat. No. Des. 502,877.

(51) **LOC (8) Cl.** **09-01**

(52) **U.S. Cl.** **D9/667; D9/652; D9/551; D9/557**

(58) **Field of Search** D9/600, 667, 434, D9/500-504, 652, 516-520, 537-543, 549-552, 556-564, 569-570; 215/379-383, 400; 220/890

Primary Examiner—Sandra L. Morris

(74) *Attorney, Agent, or Firm*—Lars S. Johnson; James D. Ryndak

(56) **References Cited**

(57) **CLAIM**

The ornamental design for a bottle portion, as shown and described.

U.S. PATENT DOCUMENTS

DESCRIPTION

D24,324 S	5/1895	Estes
D224,291 S	7/1972	Mascia et al.
D227,658 S	7/1973	Bagguley et al.
D294,464 S	3/1988	Rogler
4,749,092 A	6/1988	Sugiura et al.
4,863,046 A	9/1989	Collette et al.
4,877,141 A	10/1989	Hayashi et al.
4,890,752 A	1/1990	Ota et al.
D320,455 S	10/1991	Malcolm
D320,859 S	10/1991	Malcolm

FIG. 1 is a perspective view of a bottle portion showing the new design.

FIG. 2 is an elevational view thereof, the opposite elevational view being identical;

FIG. 3 is another elevational view thereof, representing a half rotation of the bottle portion about its vertical axis from the elevational view depicted in FIG. 2, the opposite elevational view being identical;

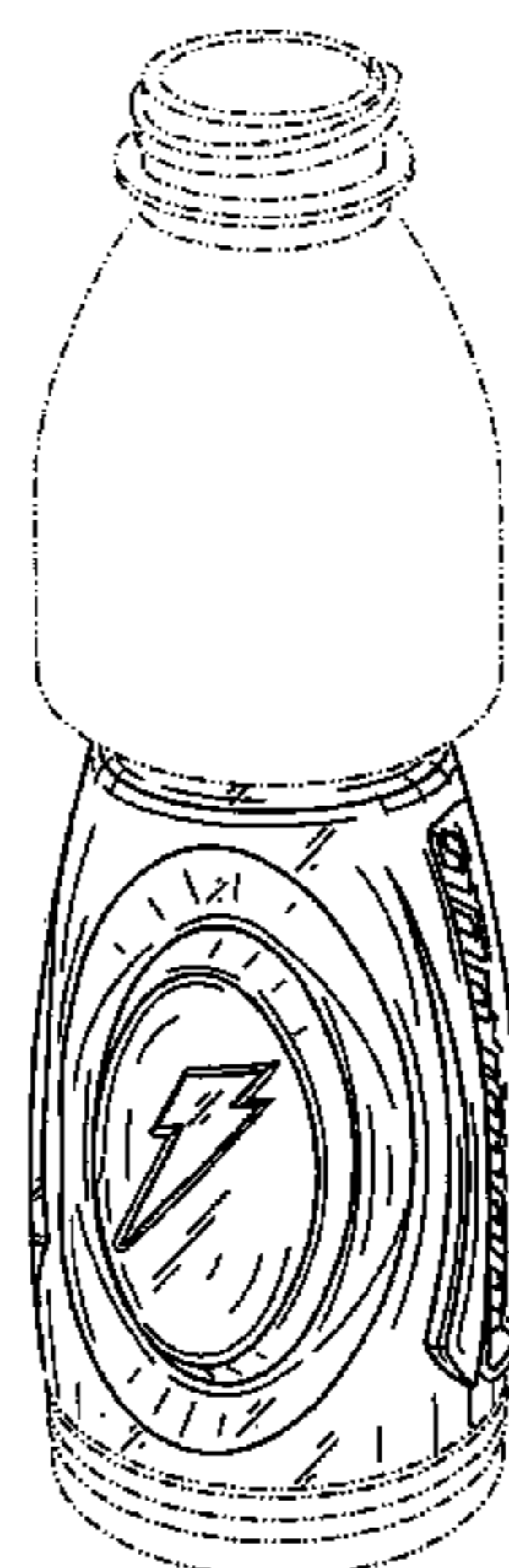
FIG. 4 is a top plan view thereof; and,

FIG. 5 is a bottom plan view thereof.

The broken line environmental showing is for illustrative purposes only and does not form a part of the claimed design.

(Continued)

1 Claim, 2 Drawing Sheets



U.S. PATENT DOCUMENTS

D331,017 S 11/1992 Chan
 5,178,289 A 1/1993 Krishnakumar et al.
 D333,704 S 3/1993 Malcolm
 5,215,203 A 6/1993 Malcolm
 D347,066 S 5/1994 Malcolm et al.
 D347,793 S 6/1994 Wegner, IV et al.
 5,337,909 A 8/1994 Vaillencourt
 5,337,924 A 8/1994 Dickie
 5,341,946 A 8/1994 Vaillencourt et al.
 D352,238 S 11/1994 Vaillencourt et al.
 D352,245 S 11/1994 Krishnakumar et al.
 5,385,250 A * 1/1995 Pasquale 215/374
 D358,766 S 5/1995 Vaillencourt et al.
 D364,565 S 11/1995 Vaillencourt et al.
 D365,638 S 12/1995 Young
 5,735,420 A 4/1998 Nakamaki et al.
 D411,453 S 6/1999 Piccioli et al.
 5,971,184 A 10/1999 Krishnakumar et al.
 D419,882 S 2/2000 Bretz et al.
 D423,365 S 4/2000 Eberle et al.
 6,062,409 A 5/2000 Eberle
 D427,905 S 7/2000 Eberle
 D434,330 S 11/2000 Rowe et al.
 D435,795 S 1/2001 Bretz et al.
 D438,455 S 3/2001 Bretz et al.
 D438,456 S * 3/2001 Bretz et al. D9/307
 D442,474 S * 5/2001 Piccioli et al. D9/307
 D446,112 S 8/2001 Bretz et al.
 D446,446 S * 8/2001 Bretz et al. D9/307
 D446,711 S * 8/2001 Bretz et al. D9/307
 D447,411 S 9/2001 Lichtman et al.
 D448,664 S 10/2001 Lichtman et al.
 6,347,717 B1 2/2002 Eberle
 D454,068 S 3/2002 Hanson
 D459,234 S 6/2002 Bourque et al.
 D460,696 S 7/2002 Goettner
 D462,270 S 9/2002 Renz

6,460,714 B1 10/2002 Silvers et al.
 D465,158 S 11/2002 Peek et al.
 D465,412 S * 11/2002 Addis et al. D9/332
 D466,414 S 12/2002 Venkataraman et al.
 D466,819 S * 12/2002 Darr et al. D9/516
 D469,695 S 2/2003 Bryant et al.
 D469,696 S 2/2003 Bryant et al.
 D470,773 S 2/2003 Darr et al.
 6,554,146 B1 4/2003 DeGroff et al.
 6,575,321 B2 6/2003 Bourque et al.
 6,585,125 B1 7/2003 Peek
 D478,278 S * 8/2003 Masotta et al. D9/332
 D480,313 S 10/2003 Johnson et al.
 D480,957 S 10/2003 Mooney et al.
 2002/0017502 A1 2/2002 Renz
 2002/0104820 A1 8/2002 Hong et al.
 2003/0015491 A1 1/2003 Melrose et al.
 2003/0168425 A1 9/2003 Yourist
 2003/0168426 A1 9/2003 Yourist
 2003/0173327 A1 9/2003 Melrose

FOREIGN PATENT DOCUMENTS

JP D1099363 2/2002
 JP 2002193229 7/2002
 JP D1165427 2/2003
 NZ 26170 3/1994
 NZ 29437 6/1998
 NZ 402138 11/2001
 NZ 403704 7/2003
 WO WO 01/89934 A2 11/2001
 WO WO 02/02418 A1 1/2002
 WO WO 02/02419 A1 1/2002

OTHER PUBLICATIONS

English Abstract of JP 3289435, Dec. 19, 1991, Toyo Seikan Kaisha Ltd., Takakusaki Nobuyuki, et al.

* cited by examiner

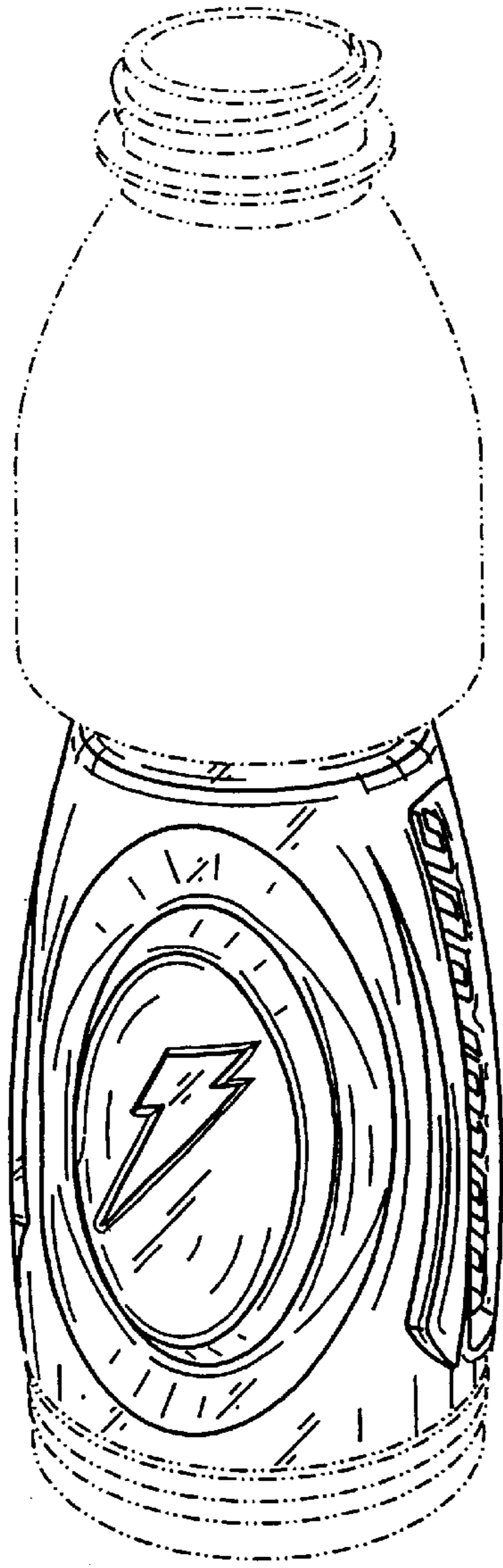


FIG. 1




FIG. 2

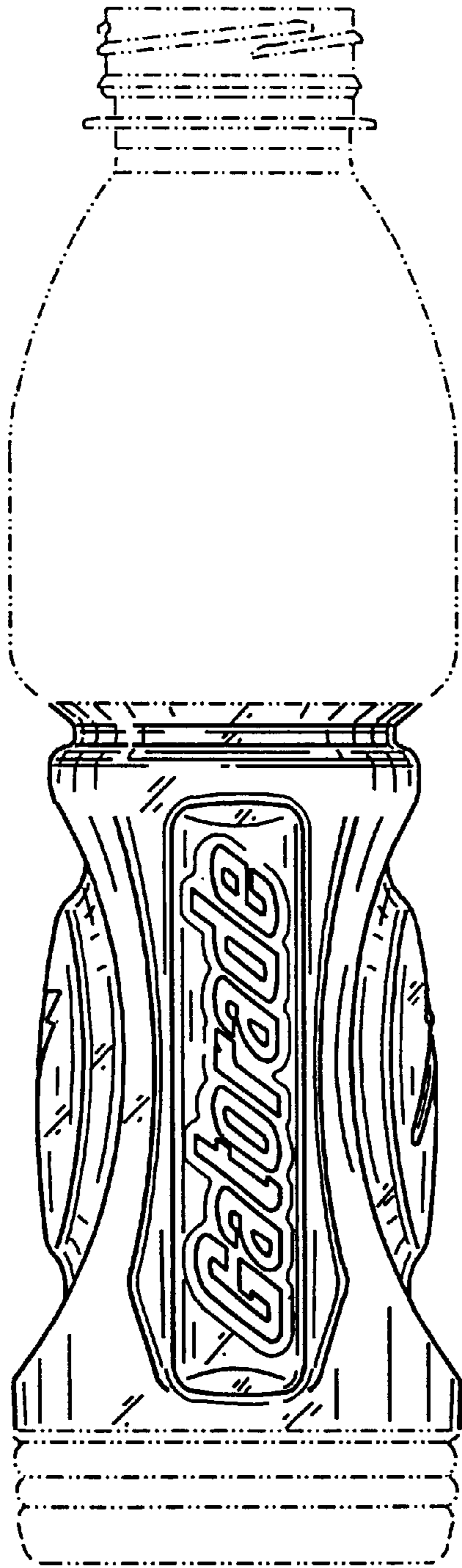


FIG. 3




FIG. 4




FIG. 5