



US00D512313S

(12) **United States Design Patent**
Liu

(10) **Patent No.:** **US D512,313 S**
(45) **Date of Patent:** **** Dec. 6, 2005**

(54) **CONTAINER**

(75) **Inventor:** **Ching Liu, Lake Oswego, OR (US)**

(73) **Assignee:** **Pacific Cornetta, Inc., Wilsonville, OR (US)**

(**) **Term:** **14 Years**

(21) **Appl. No.:** **29/183,634**

(22) **Filed:** **Jun. 13, 2003**

(51) **LOC (8) Cl.** **09-01**

(52) **U.S. Cl.** **D9/502; D9/504**

(58) **Field of Search** D9/500, 502-505,
D9/723-727, 516, 529, 537-540, 545, 549,
557-558, 447, 449; D24/197; 215/11.1-11.6,
371, 375, 382-384, 396, 398; 220/660,
662, 669, 675; D28/7

(56) **References Cited**

U.S. PATENT DOCUMENTS

D16,311 S	*	10/1885	Berry	D9/545 X
D47,909 S	*	10/1915	Bradford	D9/503
D148,078 S	*	12/1947	Lelong	D9/505
D205,248 S	*	7/1966	Zona	D9/504
D218,283 S	*	8/1970	Kline	D9/503
D220,312 S	*	3/1971	Weber	D9/502
D223,437 S	*	4/1972	Lluch	D9/504
D234,393 S	*	2/1975	Gould	D9/500
D235,973 S	*	7/1975	Edwards	D9/500
4,778,068 A	*	10/1988	Kohus	215/11.1
D307,545 S	*	5/1990	Hibbert	D9/503

6,289,906 B1	*	9/2001	Vanden Dries et al.	215/6 X
D456,266 S	*	4/2002	Cross et al.	D9/504
D467,337 S	*	12/2002	Cohen et al.	D24/120
D482,284 S	*	11/2003	Cantone et al.	D9/502
D482,972 S	*	12/2003	Young et al.	D9/523

* cited by examiner

Primary Examiner—Carol Rademaker

(74) *Attorney, Agent, or Firm*—Steven J. Adamson

(57) **CLAIM**

I claim the ornamental design for a container, substantially as shown and described.

DESCRIPTION

FIG. 1 is a perspective view of a container in accordance with the present invention;

FIG. 2 is a top plan view thereof;

FIG. 3 is a bottom plan view thereof;

FIG. 4 is a front elevation view thereof;

FIG. 5 is a left side elevation view thereof, the right side elevation view being a mirror image;

FIG. 6 is a back elevation view thereof; and,

FIG. 7 is a perspective view of a second embodiment of the container in accordance with the present invention, all other views being as shown in FIGS. 2-6, except that the scope is as shown in FIG. 7.

The broken lines shown in the drawings are for environmental purposes only and form no part of the claimed design.

1 Claim, 3 Drawing Sheets

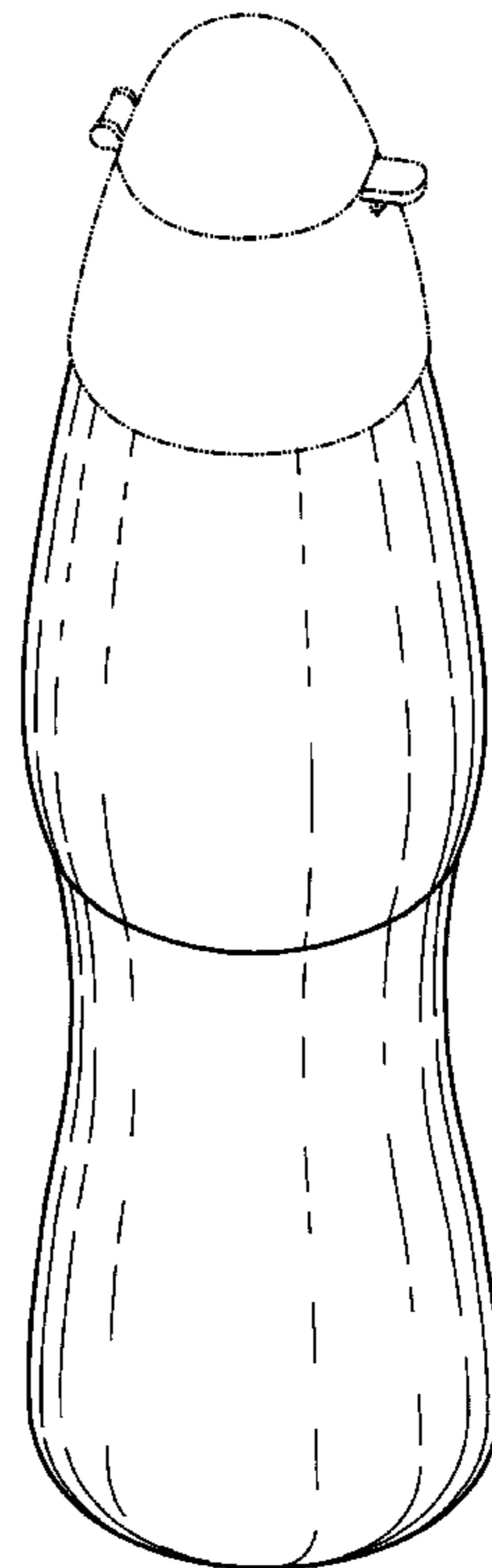
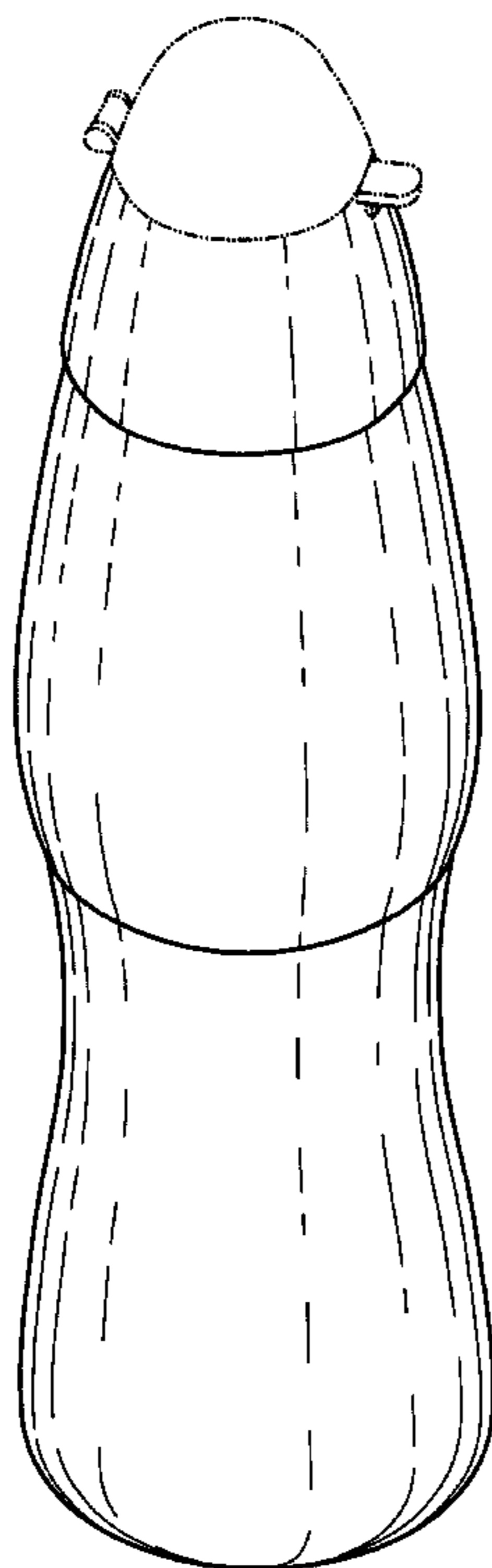


Fig. 1

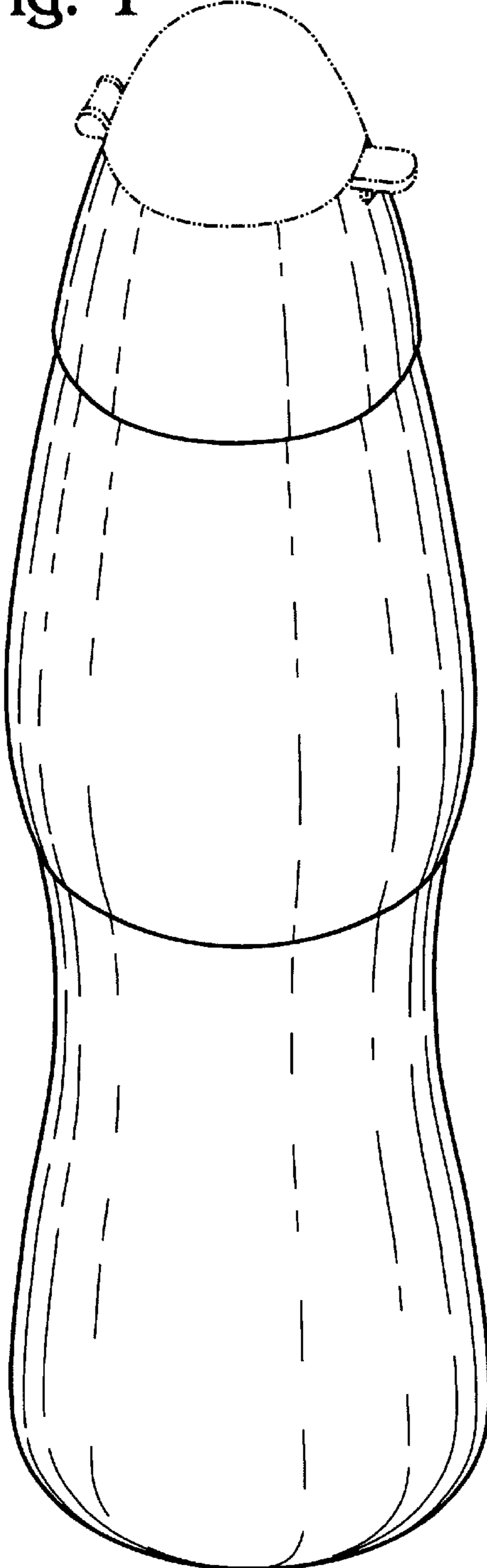


Fig. 2

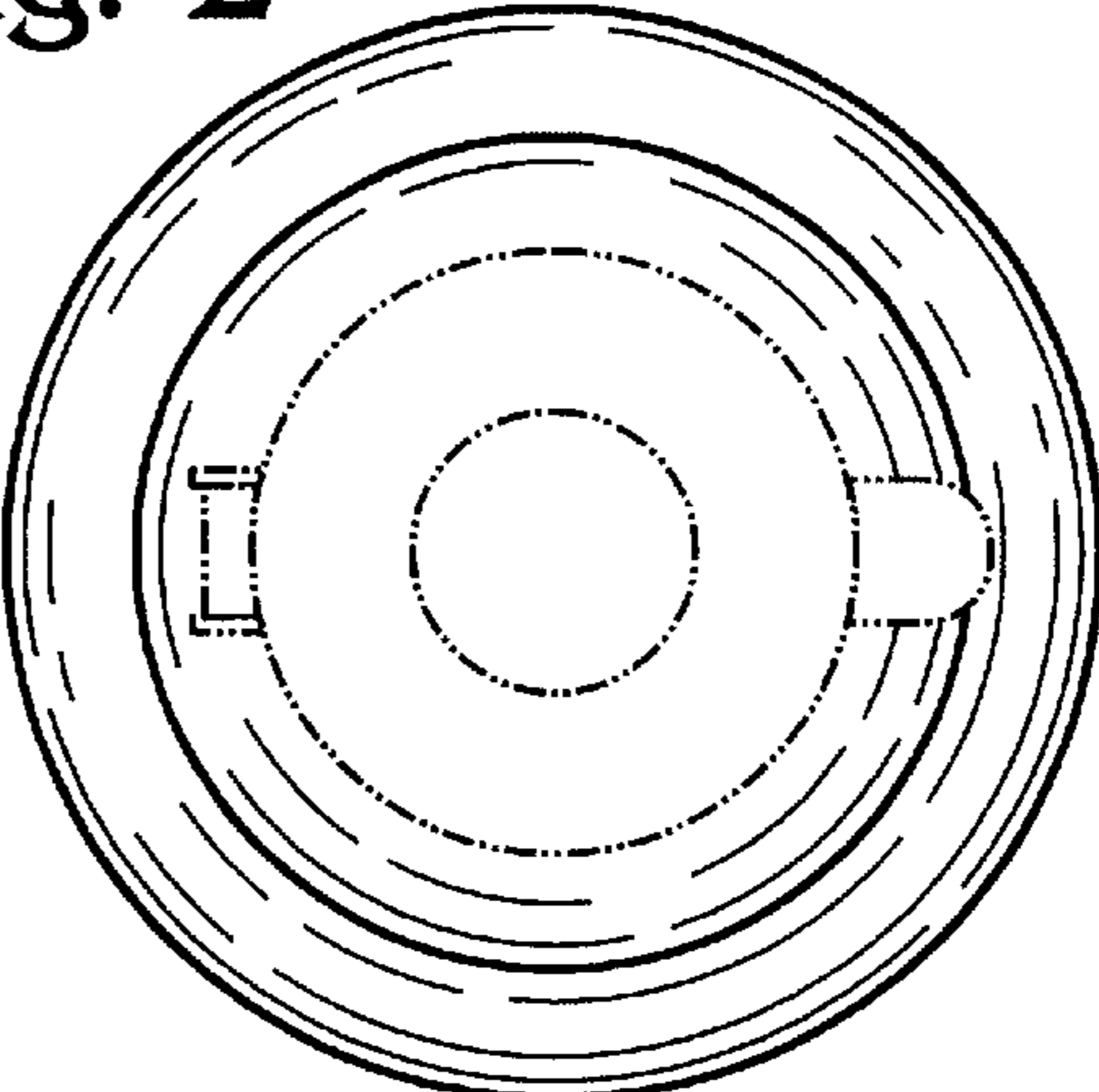
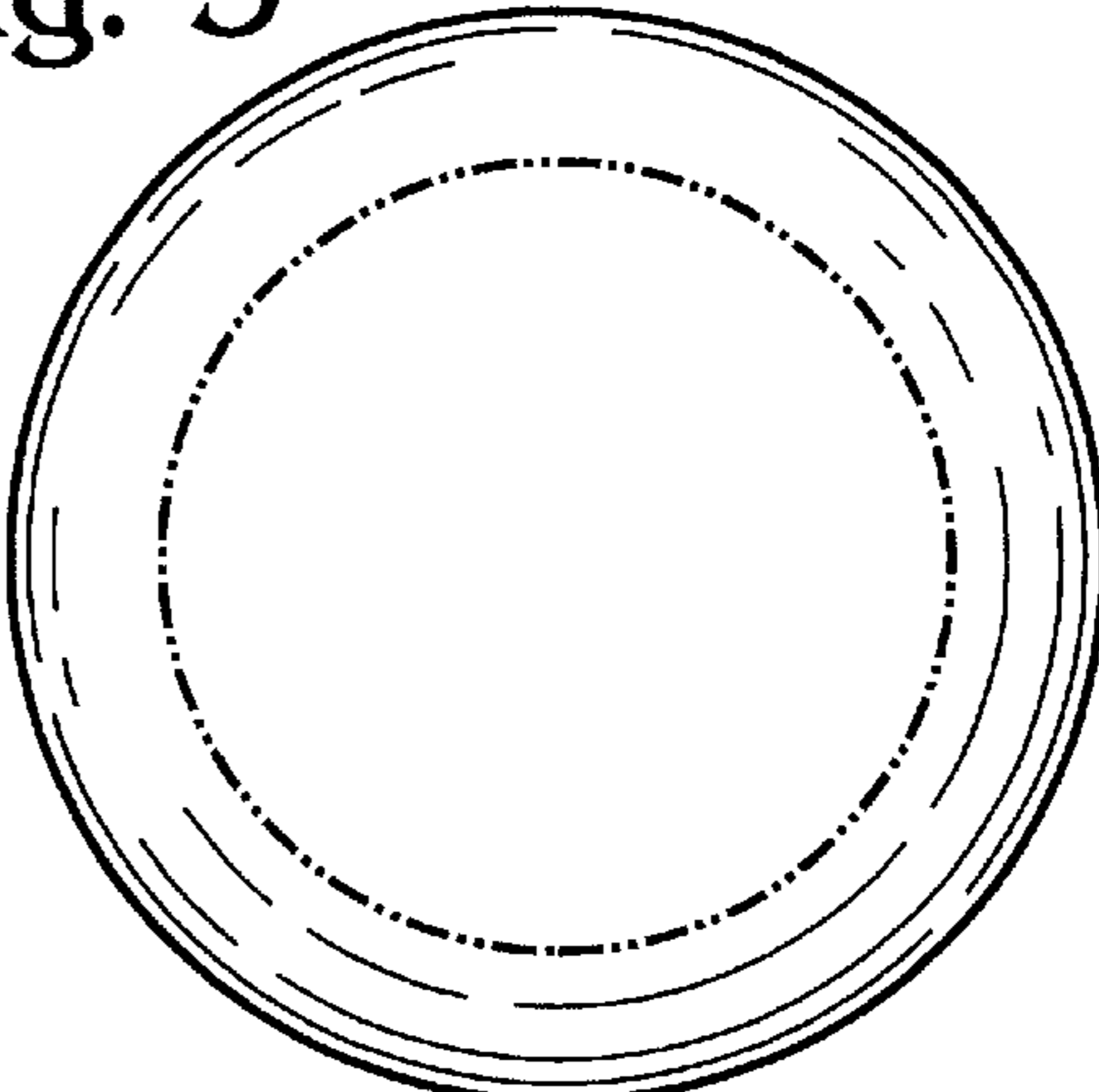


Fig. 3



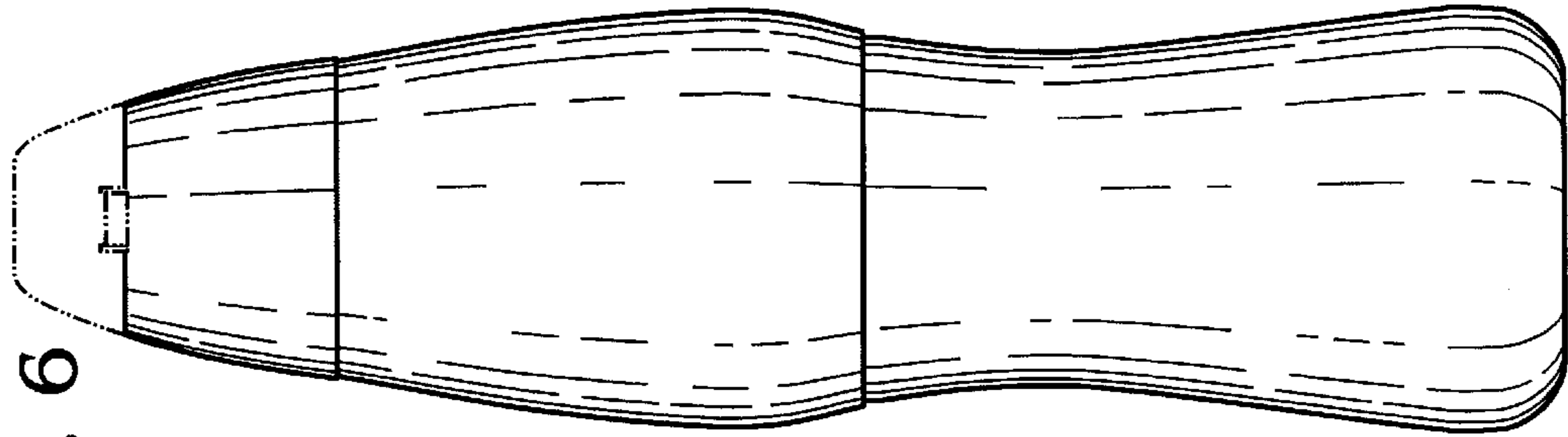


Fig. 6

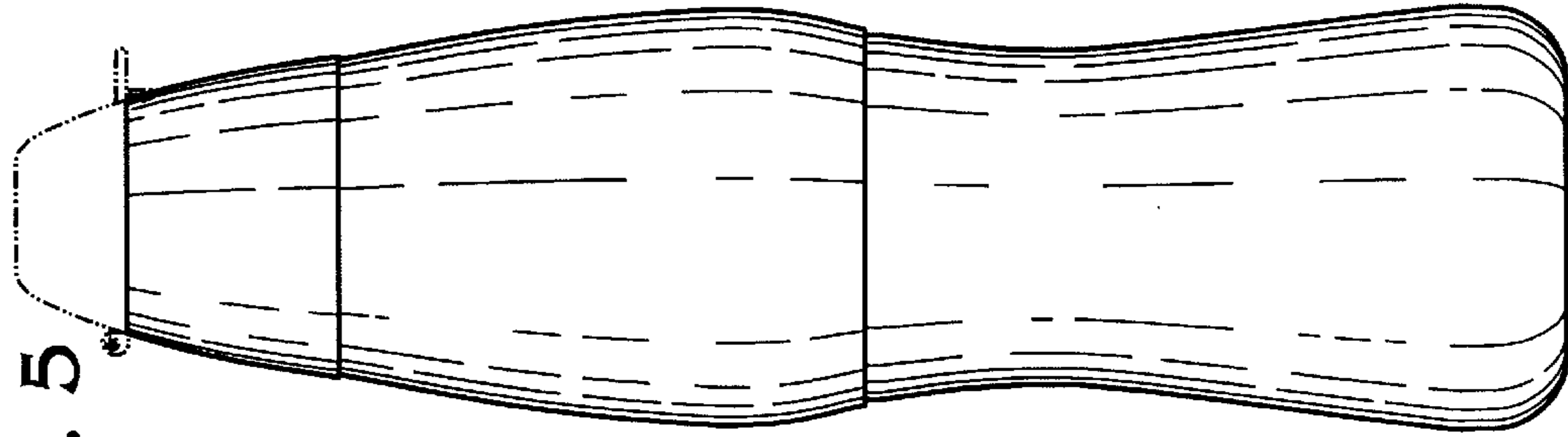


Fig. 5

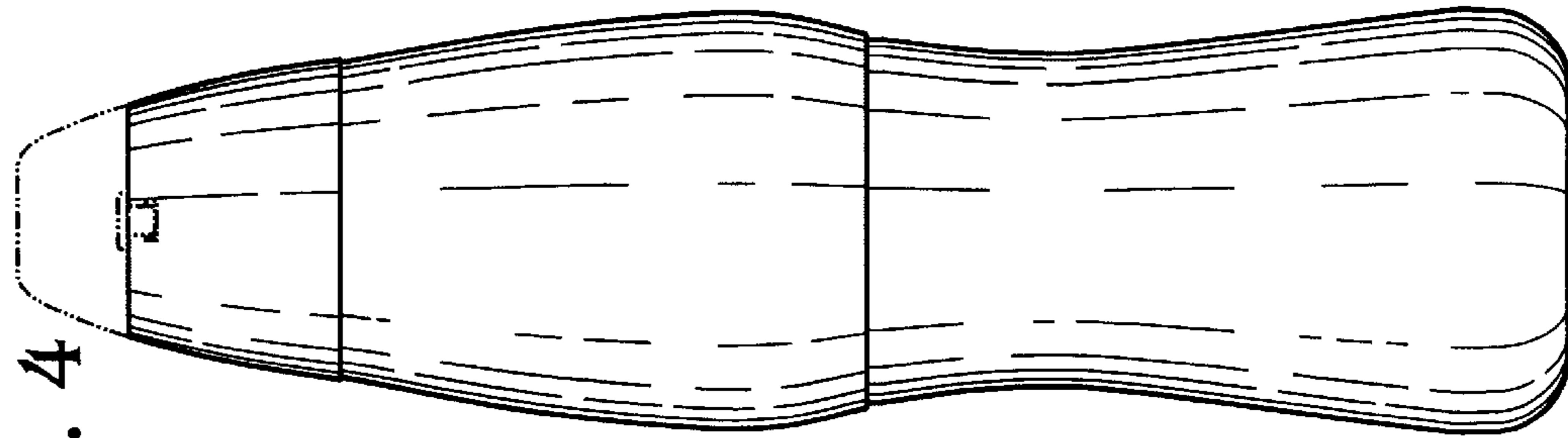


Fig. 4

Fig. 7

